


# NAIA INDOOR TRACK & FIELD CHAMPIONSHIPS

Johnson City, TN  
David E. Walker Track at Gentry Field  
Weather: Indoor meet  
Host: Milligan College  
3/2/2017 - 3/4/2017

## MEET OFFICIALS

**Meet Director:**  
Chris Layne  
**Meet Referee:**  
Lawhorn, Messenger, Thuber  
**Timing:**  
www.cfpitiming.com



**OFFICIAL MEET REPORT**  
printed: 3/4/2017 5:49 PM

# RESULTS

## #2 Men's 60 Meters

N	NAIA Championship	6.65	Michael Rodgers	Lindenwood	3/10/2007	Johnson City, TN
W	World Indoor	6.39	Maurice Greene	USA	2/3/1998	Madrid, Spain
A	American Indoor	6.39	Maurice Green	Nike	2/3/1998	Madrid, Spain
C	Collegiate Indoor	6.45	Leonard Myles-Mills	B.Y.U.	2/20/1999	Colorado Spgs,

2:00 PM (Day 3):

### Finals

Pl	Name	Yr	Team	Time	H(Pl)	Pts
1	MOORE, KEJAVON		SO INDIANA TECH	6.71	2(1)	10
2	EDWARD, MATEO		SR WILLIAM CAREY	6.77	2(2)	8
3	PARSON, JOSH		JR TENNESSEE WESL	6.79	2(3)	6
4	SHARBAHN, WAYNE		SR INDIANA TECH	6.80	2(4)	5
5	CONDE, MOUSSA		SO MARIAN (IND.)	6.89	1(1)	4
6	SIMON, DEAN		SO YORK (NEB.)	6.91	1(2)	3
7	STANLEY, TREVOR		SR INDIANA TECH	6.92	1(3)	1.5
7	LOCKRIDGE, MATT		FR INDIANA TECH	6.92	1(3)	1.5
9	HARRIS, CADARIUS		JR TENNESSEE WESL	6.93	1(5)	

## SECTION RESULTS

### Finals

Pl	Name	Yr	Team	Time
<b>Section 1 of 2</b>				
1	CONDE, MOUSSA		SO MARIAN (IND.)	6.89
2	SIMON, DEAN		SO YORK (NEB.)	6.91
3	STANLEY, TREVOR		SR INDIANA TECH	6.92
3	LOCKRIDGE, MATT		FR INDIANA TECH	6.92
5	HARRIS, CADARIUS		JR TENNESSEE WESL	6.93

### Section 2 of 2

1	MOORE, KEJAVON		SO INDIANA TECH	6.71
2	EDWARD, MATEO		SR WILLIAM CAREY	6.77
3	PARSON, JOSH		JR TENNESSEE WESL	6.79
4	SHARBAHN, WAYNE		SR INDIANA TECH	6.80

3:35 PM (Day 2): (Top 1 per Heat + next 6 advance)

### Prelims

Pl	Name	Yr	Team	Time	H(Pl)
1	MOORE, KEJAVON		SO INDIANA TECH	6.75q	4(1)
1	SHARBAHN, WAYNE		SR INDIANA TECH	6.75q	3(1)
1	PARSON, JOSH		JR TENNESSEE WESL	6.75q	2(1)
4	EDWARD, MATEO		SR WILLIAM CAREY	6.77q	1(1)
5	LOCKRIDGE, MATT		FR INDIANA TECH	6.81q	1(2)
6	STANLEY, TREVOR		SR INDIANA TECH	6.82q	4(2)
7	SIMON, DEAN		SO YORK (NEB.)	6.84q	2(2)
8	CONDE, MOUSSA		SO MARIAN (IND.)	6.85q	1(3)
9	HARRIS, CADARIUS		JR TENNESSEE WESL	6.86	2(3)
10	DURHAM, TOBIAS		JR WARNER	6.90	2(4)
10	DUNCAN, JORDAN		JR ST. FRANCIS (ILL.)	6.90	3(2)
10	ROBINSON, DEQUAN		FR LINDSEY WILSON	6.90	4(3)
13	HALLMON, KEVIN		SO LINDSEY WILSON	6.91	3(3)

# NAIA INDOOR TRACK & FIELD CHAMPIONSHIPS

Johnson City, TN  
David E. Walker Track at Gentry Field  
Weather: Indoor meet  
Host: Milligan College  
3/2/2017 - 3/4/2017

## MEET OFFICIALS

**Meet Director:**  
Chris Layne  
**Meet Referee:**  
Lawhorn, Messenger, Thuber  
**Timing:**  
www.cfpitiming.com



**OFFICIAL MEET REPORT**  
printed: 3/4/2017 5:49 PM

# RESULTS

## #2 Men's 60 Meters (cont'd)

3:35 PM (Day 2): (Top 1 per Heat + next 6 advance)

### Prelims

Pl Name	Yr Team	Time	H(Pl)
14 JOHNSON, JUSTIN	JR WILLIAM CAREY	6.92	3(4)
15 CUMBERBATCH, JEBARRI	SO EASTERN OREGO	6.96	1(4)
16 ROMER, LESLIE	SR TAYLOR	6.98	1(5)
17 PLEBAN, KYLE	JR KEISER UNIVERSIT	7.01	2(5)
17 AKINYOSOYE, SOGO	SR MARIAN (IND.)	7.01	4(4)
SAUNDERS, KHARI	FR LINDSEY WILSON	DNS	4

## HEAT RESULTS

### Prelims

Pl Name	Yr Team	Time
<b>Heat 1 of 4</b>		
1 EDWARD, MATEO	SR WILLIAM CAREY	6.77Q
2 LOCKRIDGE, MATT	FR INDIANA TECH	6.81q
3 CONDE, MOUSSA	SO MARIAN (IND.)	6.85q
4 CUMBERBATCH, JEBARRI	SO EASTERN OREGO	6.96
5 ROMER, LESLIE	SR TAYLOR	6.98
<b>Heat 2 of 4</b>		
1 PARSON, JOSH	JR TENNESSEE WESL	6.75Q
2 SIMON, DEAN	SO YORK (NEB.)	6.84q
3 HARRIS, CADARIUS	JR TENNESSEE WESL	6.86
4 DURHAM, TOBIAS	JR WARNER	6.90
5 PLEBAN, KYLE	JR KEISER UNIVERSIT	7.01
<b>Heat 3 of 4</b>		
1 SHARBAHN, WAYNE	SR INDIANA TECH	6.75Q
2 DUNCAN, JORDAN	JR ST. FRANCIS (ILL.)	6.90
3 HALLMON, KEVIN	SO LINDSEY WILSON	6.91
4 JOHNSON, JUSTIN	JR WILLIAM CAREY	6.92
<b>Heat 4 of 4</b>		
1 MOORE, KEJAVON	SO INDIANA TECH	6.75Q
2 STANLEY, TREVOR	SR INDIANA TECH	6.82q
3 ROBINSON, DEQUAN	FR LINDSEY WILSON	6.90
4 AKINYOSOYE, SOGO	SR MARIAN (IND.)	7.01
SAUNDERS, KHARI	FR LINDSEY WILSON	DNS

## #4 Men's 200 Meters

N	NAIA Championship	20.84	Mike Mitchell	Azusa Pacific	2004	Johnson City, TN
W	World Indoor	19.92	Frank Fredericks	NAM	2/18/1996	Lievin, France
A	American Indoor	20.10	Wallace Spearmon	Arkansas	3/11/2005	Fayetteville, AR
C	Collegiate Indoor	20.10	Wallace Spearmon	Arkansas	3/11/2005	Fayetteville, AR

3:25 PM (Day 3):

### Finals

Pl Name	Yr Team	Time	H(Pl)	Pts
1 THOMPSON, JAHNOY	SO SOUTHERN-NO	21.23	1(1)	10
2 ROBINSON, DEQUAN	FR LINDSEY WILSON	21.36	2(1)	8
3 SPRINGER, GAIRY	SO INDIANA TECH	21.45	2(2)	6

**NAIA INDOOR TRACK & FIELD CHAMPIONSHIPS**

Johnson City, TN  
 David E. Walker Track at Gentry Field  
 Weather: Indoor meet  
 Host: Milligan College  
 3/2/2017 - 3/4/2017

**MEET OFFICIALS**

**Meet Director:**  
 Chris Layne  
**Meet Referee:**  
 Lawhorn, Messenger, Thuber  
**Timing:**  
 www.cfpitiming.com



**OFFICIAL MEET REPORT**  
 printed: 3/4/2017 5:49 PM

# RESULTS

**#4 Men's 200 Meters (cont'd)**

3:25 PM (Day 3):

**Finals**

Pl	Name	Yr	Team	Time	H(Pl)	Pts
4	STANLEY, TREVOR	SR	INDIANA TECH	21.51	1(2)	5
5	PARSON, JOSH	JR	TENNESSEE WESL	21.55	1(3)	4
6	CONDE, MOUSSA	SO	MARIAN (IND.)	21.58	1(4)	3
7	SHARBAHN, WAYNE	SR	INDIANA TECH	21.70	2(3)	2
8	OHIOZE, MICHAEL	SR	ST. AMBROSE	21.85	1(5)	1
	HALLMON, KEVIN	SO	LINDSEY WILSON	DQ	2	

**SECTION RESULTS****Finals**

Pl	Name	Yr	Team	Time
----	------	----	------	------

**Section 1 of 2**

1	THOMPSON, JAHNOY	SO	SOUTHERN-NO	21.23
2	STANLEY, TREVOR	SR	INDIANA TECH	21.51
3	PARSON, JOSH	JR	TENNESSEE WESL	21.55
4	CONDE, MOUSSA	SO	MARIAN (IND.)	21.58
5	OHIOZE, MICHAEL	SR	ST. AMBROSE	21.85

**Section 2 of 2**

1	ROBINSON, DEQUAN	FR	LINDSEY WILSON	21.36
2	SPRINGER, GAIRY	SO	INDIANA TECH	21.45
3	SHARBAHN, WAYNE	SR	INDIANA TECH	21.70
	HALLMON, KEVIN	SO	LINDSEY WILSON	DQ

6:00 PM (Day 2): (Top 1 per Heat + next 5 advance)

**Prelims**

Pl	Name	Yr	Team	Time	H(Pl)
1	ROBINSON, DEQUAN	FR	LINDSEY WILSON	21.44Q	1(1)
2	HALLMON, KEVIN	SO	LINDSEY WILSON	21.51Q	2(1)
3	THOMPSON, JAHNOY	SO	SOUTHERN-NO	21.52Q	5(1)
4	CONDE, MOUSSA	SO	MARIAN (IND.)	21.58Q	4(1)
5	PARSON, JOSH	JR	TENNESSEE WESL	21.63q	1(2)
6	SHARBAHN, WAYNE	SR	INDIANA TECH	21.64q	4(2)
7	STANLEY, TREVOR	SR	INDIANA TECH	21.66q	5(2)
8	SPRINGER, GAIRY	SO	INDIANA TECH	21.67Q	3(1)
9	OHIOZE, MICHAEL	SR	ST. AMBROSE	21.84	4(3)
10	SAWYERR, DEVAN	FR	MIDAMERICA NAZA	21.96	3(2)
11	MOORE, KEJAVON	SO	INDIANA TECH	22.00	1(3)
11	KEELING, HOLT	SO	LINDSEY WILSON	22.00	2(2)
11	DUNCAN, JORDAN	JR	ST. FRANCIS (ILL.)	22.00	3(3)
11	GRIFFIN, ISAIAH	FR	MIDAMERICA NAZA	22.00	4(4)
15	EAST, MATT	SO	SOUTHERN OREG	22.04	2(3)
16	MASSEY, BRANDON	FR	RIO GRANDE	22.07	5(3)
17	RATLIFF, JEREMIAH	FR	INDIANA TECH	22.09	2(4)
18	MOSES, ALEX	SR	BETHEL (IND.)	22.13	2(5)
19	HELD, MASON	SO	YORK (NEB.)	22.15	5(4)
20	SIMON, DEAN	SO	YORK (NEB.)	22.19	3(4)

# NAIA INDOOR TRACK & FIELD CHAMPIONSHIPS

Johnson City, TN  
David E. Walker Track at Gentry Field  
Weather: Indoor meet  
Host: Milligan College  
3/2/2017 - 3/4/2017

## MEET OFFICIALS

**Meet Director:**  
Chris Layne  
**Meet Referee:**  
Lawhorn, Messenger, Thuber  
**Timing:**  
www.cfpitiming.com



**OFFICIAL MEET REPORT**  
printed: 3/4/2017 5:49 PM

# RESULTS

## #4 Men's 200 Meters (cont'd)

6:00 PM (Day 2): (Top 1 per Heat + next 5 advance)

### Prelims

Pl	Name	Yr	Team	Time	H(Pl)
21	DURHAM, TOBIAS	JR	WARNER	22.28	5(5)
22	BROOKS, MARTARIOUS	FR	CUMBERLAND (TE	22.62	1(4)
	IRON SHELL, ROBERT	SR	BRIAR CLIFF	DNF	1

## HEAT RESULTS

### Prelims

Pl	Name	Yr	Team	Time
<b>Heat 1 of 5</b>				
1	ROBINSON, DEQUAN	FR	LINDSEY WILSON	21.44Q
2	PARSON, JOSH	JR	TENNESSEE WESL	21.63q
3	MOORE, KEJAVON	SO	INDIANA TECH	22.00
4	BROOKS, MARTARIOUS	FR	CUMBERLAND (TE	22.62
	IRON SHELL, ROBERT	SR	BRIAR CLIFF	DNF
<b>Heat 2 of 5</b>				
1	HALLMON, KEVIN	SO	LINDSEY WILSON	21.51Q
2	KEELING, HOLT	SO	LINDSEY WILSON	22.00
3	EAST, MATT	SO	SOUTHERN OREG	22.04
4	RATLIFF, JEREMIAH	FR	INDIANA TECH	22.09
5	MOSES, ALEX	SR	BETHEL (IND.)	22.13
<b>Heat 3 of 5</b>				
1	SPRINGER, GAIRY	SO	INDIANA TECH	21.67Q
2	SAWYERR, DEVAN	FR	MIDAMERICA NAZA	21.96
3	DUNCAN, JORDAN	JR	ST. FRANCIS (ILL.)	22.00
4	SIMON, DEAN	SO	YORK (NEB.)	22.19
<b>Heat 4 of 5</b>				
1	CONDE, MOUSSA	SO	MARIAN (IND.)	21.58Q
2	SHARBAHN, WAYNE	SR	INDIANA TECH	21.64q
3	OHIOZE, MICHAEL	SR	ST. AMBROSE	21.84
4	GRIFFIN, ISAIAH	FR	MIDAMERICA NAZA	22.00
<b>Heat 5 of 5</b>				
1	THOMPSON, JAHNOY	SO	SOUTHERN-NO	21.52Q
2	STANLEY, TREVOR	SR	INDIANA TECH	21.66q
3	MASSEY, BRANDON	FR	RIO GRANDE	22.07
4	HELD, MASON	SO	YORK (NEB.)	22.15
5	DURHAM, TOBIAS	JR	WARNER	22.28

# NAIA INDOOR TRACK & FIELD CHAMPIONSHIPS

Johnson City, TN  
David E. Walker Track at Gentry Field  
Weather: Indoor meet  
Host: Milligan College  
3/2/2017 - 3/4/2017

## MEET OFFICIALS

**Meet Director:**  
Chris Layne  
**Meet Referee:**  
Lawhorn, Messenger, Thuber  
**Timing:**  
www.cfpitiming.com



**OFFICIAL MEET REPORT**  
printed: 3/4/2017 5:49 PM

# RESULTS

## #41 Men's 400 Meters

N	NAIA Championship	46.95	Ramon Miller	Dickinson State	3/11/2007	Johnson City, TN
W	World Indoor	44.57	Kerron Clement	USA		Fayetteville, AR,
A	American Indoor	44.57	Kerron Clement	Florida	3/12/2005	Fayetteville, AR
C	Collegiate Indoor	44.57	Kerron Clement	Florida	3/12/2005	Fayetteville, AR

1:15 PM (Day 3):

### Finals

Pl	Name	Yr	Team	Time	H(Pl)	Pts
1	THOMPSON, JAHNOY	SO	SOUTHERN-NO	48.06	2(1)	10
2	OHIOZE, MICHAEL	SR	ST. AMBROSE	48.57	2(2)	8
3	THERMIDOR, EDENS	JR	KEISER UNIVERSIT	48.58	1(1)	6
4	WILLIAMS, XAVIER	SO	INDIANA TECH	49.12	1(2)	5
5	MUHAMMAD, QADIR	SO	INDIANA TECH	49.22	1(3)	4
6	CAMPBELL, ACDANE	FR	SOUTHERN-NO	49.33	2(3)	3
7	RICHARDS, DANIELLE	SO	SOUTHERN-NO	49.67	1(4)	2
8	IRON SHELL, ROBERT	SR	BRIAR CLIFF	1:45.75	2(4)	1

## SECTION RESULTS

### Finals

Pl	Name	Yr	Team	Time
<b>Section 1 of 2</b>				
1	THERMIDOR, EDENS	JR	KEISER UNIVERSIT	48.58
2	WILLIAMS, XAVIER	SO	INDIANA TECH	49.12
3	MUHAMMAD, QADIR	SO	INDIANA TECH	49.22
4	RICHARDS, DANIELLE	SO	SOUTHERN-NO	49.67

### Section 2 of 2

1	THOMPSON, JAHNOY	SO	SOUTHERN-NO	48.06
2	OHIOZE, MICHAEL	SR	ST. AMBROSE	48.57
3	CAMPBELL, ACDANE	FR	SOUTHERN-NO	49.33
4	IRON SHELL, ROBERT	SR	BRIAR CLIFF	1:45.75

2:25 PM (Day 2): (Top 1 per Heat + next 4 advance)

### Prelims


Pl	Name	Yr	Team	Time	H(Pl)
1	THOMPSON, JAHNOY	SO	SOUTHERN-NO	48.75Q	2(1)
2	IRON SHELL, ROBERT	SR	BRIAR CLIFF	48.80Q	4(1)
3	OHIOZE, MICHAEL	SR	ST. AMBROSE	49.00q	2(2)
4	RICHARDS, DANIELLE	SO	SOUTHERN-NO	49.02q	4(2)
5	CAMPBELL, ACDANE	FR	SOUTHERN-NO	49.05q	2(3)
6	THERMIDOR, EDENS	JR	KEISER UNIVERSIT	49.19Q	3(1)
7	WILLIAMS, XAVIER	SO	INDIANA TECH	49.21Q	1(1)
8	MUHAMMAD, QADIR	SO	INDIANA TECH	49.24q	1(2)
8	TURNER, DEMETRIUS	FR	WAYLAND BAPTIS	49.24	4(3)
10	HICKERSON, AUSTIN	SO	SPRING ARBOR	49.27	3(2)
11	REEMTSMA, JACK	SO	ST. AMBROSE	49.28	4(4)
12	CHANT, ANDREW	FR	MADONNA	49.65	1(3)
13	ECKELS, JOSIAH	SR	DORDT	49.78	4(5)
14	PETER, BARTHELEMY	FR	INDIANA TECH	50.00	2(4)
15	MCLEOD, CHALE	FR	FLORIDA MEMORI	50.26	1(4)

**NAIA INDOOR TRACK & FIELD CHAMPIONSHIPS**

Johnson City, TN  
 David E. Walker Track at Gentry Field  
 Weather: Indoor meet  
 Host: Milligan College  
 3/2/2017 - 3/4/2017

**MEET OFFICIALS**

**Meet Director:**  
 Chris Layne  
**Meet Referee:**  
 Lawhorn, Messenger, Thuber  
**Timing:**  
 www.cfpitiming.com



**OFFICIAL MEET REPORT**  
 printed: 3/4/2017 5:49 PM

**RESULTS****#41 Men's 400 Meters (cont'd)**

2:25 PM (Day 2): (Top 1 per Heat + next 4 advance)

**Prelims**

Pl Name	Yr Team	Time	H(Pl)
16 PORTER, AARON	FR INDIANA TECH	55.93	3(3)
17 WOODS, DESHAWN	SR INDIANA TECH	1:04.99	3(4)
SOUTIEN, JEAN	SO WAYLAND BAPTIS	FS	3
CONDE, MOUSSA	SO MARIAN (IND.)	DNS	2

**HEAT RESULTS****Prelims**

Pl Name	Yr Team	Time
<b>Heat 1 of 4</b>		
1 WILLIAMS, XAVIER	SO INDIANA TECH	49.21Q
2 MUHAMMAD, QADIR	SO INDIANA TECH	49.24q
3 CHANT, ANDREW	FR MADONNA	49.65
4 MCLEOD, CHALE	FR FLORIDA MEMORI	50.26
<b>Heat 2 of 4</b>		
1 THOMPSON, JAHNOY	SO SOUTHERN-NO	48.75Q
2 OHIOZE, MICHAEL	SR ST. AMBROSE	49.00q
3 CAMPBELL, ACDANE	FR SOUTHERN-NO	49.05q
4 PETER, BARTHELEMY	FR INDIANA TECH	50.00
CONDE, MOUSSA	SO MARIAN (IND.)	DNS
<b>Heat 3 of 4</b>		
1 THERMIDOR, EDENS	JR KEISER UNIVERSIT	49.19Q
2 HICKERSON, AUSTIN	SO SPRING ARBOR	49.27
3 PORTER, AARON	FR INDIANA TECH	55.93
4 WOODS, DESHAWN	SR INDIANA TECH	1:04.99
SOUTIEN, JEAN	SO WAYLAND BAPTIS	FS
<b>Heat 4 of 4</b>		
1 IRON SHELL, ROBERT	SR BRIAR CLIFF	48.80Q
2 RICHARDS, DANIELLE	SO SOUTHERN-NO	49.02q
3 TURNER, DEMETRIUS	FR WAYLAND BAPTIS	49.24
4 REEMTSMA, JACK	SO ST. AMBROSE	49.28
5 ECKELS, JOSIAH	SR DORDT	49.78

**#6 Men's 600 Meters**

N NAIA Championship 1:16.72 Travis Hinton

Oklahoma Baptist

1:35 PM (Day 3):

**Finals**

Pl Name	Yr Team	Time	H(Pl)	Pts
1 HINDS, TRE	SO WAYLAND BAPTIS	1:17.41	2(1)	10
2 MULLER, CJ	SR CONCORDIA (NEB.)	1:19.26	2(2)	8
3 MARROW, DEVON	SR INDIANA TECH	1:19.33	2(3)	6
4 SPRINGER, GAIRY	SO INDIANA TECH	1:19.64	1(1)	5
5 HELD, MASON	SO YORK (NEB.)	1:19.70	1(2)	4
6 MARTINEZ, BEN	SO RIO GRANDE	1:20.40	1(3)	3
7 VARELA, ALAN	SO DOANE	1:20.47	2(4)	2
8 LEMON, AARON	JR NORTHWESTERN (	1:21.28	1(4)	1

# NAIA INDOOR TRACK & FIELD CHAMPIONSHIPS

Johnson City, TN  
David E. Walker Track at Gentry Field  
Weather: Indoor meet  
Host: Milligan College  
3/2/2017 - 3/4/2017

## MEET OFFICIALS

**Meet Director:**  
Chris Layne  
**Meet Referee:**  
Lawhorn, Messenger, Thuber  
**Timing:**  
www.cfpitiming.com



**OFFICIAL MEET REPORT**  
printed: 3/4/2017 5:49 PM

# RESULTS

## #6 Men's 600 Meters (cont'd)

### SECTION RESULTS

#### Finals

Pl Name	Yr Team	Time
<b>Section 1 of 2</b>		
1 SPRINGER, GAIRY	SO INDIANA TECH	1:19.64
2 HELD, MASON	SO YORK (NEB.)	1:19.70
3 MARTINEZ, BEN	SO RIO GRANDE	1:20.40
4 LEMON, AARON	JR NORTHWESTERN (	1:21.28
<b>Section 2 of 2</b>		
1 HINDS, TRE	SO WAYLAND BAPTIS	1:17.41
2 MULLER, CJ	SR CONCORDIA (NEB.	1:19.26
3 MARROW, DEVON	SR INDIANA TECH	1:19.33
4 VARELA, ALAN	SO DOANE	1:20.47

3:05 PM (Day 2): (Top 1 per Heat + next 4 advance)

#### Prelims

Pl Name	Yr Team	Time	H(Pl)
1 HINDS, TRE	SO WAYLAND BAPTIS	1:19.96Q	1(1)
2 MULLER, CJ	SR CONCORDIA (NEB.	1:20.27Q	3(1)
3 HELD, MASON	SO YORK (NEB.)	1:20.41Q	4(1)
4 MARROW, DEVON	SR INDIANA TECH	1:20.55q	4(2)
5 SPRINGER, GAIRY	SO INDIANA TECH	1:20.85Q	2(1)
6 MARTINEZ, BEN	SO RIO GRANDE	1:20.91q	4(3)
7 VARELA, ALAN	SO DOANE	1:21.00q	2(2)
8 LEMON, AARON	JR NORTHWESTERN (	1:21.07q	3(2)
9 GONZALEZ, JOEY	JR WAYLAND BAPTIS	1:21.23	1(2)
10 MATTERS, NATHAN	SO CONCORDIA (NEB.	1:21.44	4(4)
11 BERHE, ADAM	JR WAYLAND BAPTIS	1:21.65	4(5)
12 BRAXTON, MICHAEL	JR WEBBER	1:21.79	4(6)
13 HEINRICHS, JOE	JR BRIAR CLIFF	1:22.11	3(3)
14 VINSON, MYCHAL	FR MARIAN (IND.)	1:22.44	3(4)
15 RAMIREZ, GILBERT	SO SOUTHWEST (N.M.	1:22.53	2(3)
16 PEREZ ESPINO, PEDRO	FR WESTMONT	1:23.22	1(3)
17 GONZALES, BRIAN	FR WAYLAND BAPTIS	1:23.96	2(4)
18 MEYER, LANDIS	SO SOKA	1:24.35	1(4)
19 NICHOLS, RANE	JR ST. AMBROSE	1:25.70	2(5)
20 WALLIN, JOSH	SO EASTERN OREGO	1:31.40	1(5)
CLARKE, JORDAN	SR WEBBER	DQ	3

### HEAT RESULTS

#### Prelims


Pl Name	Yr Team	Time
<b>Heat 1 of 4</b>		
1 HINDS, TRE	SO WAYLAND BAPTIS	1:19.96Q
2 GONZALEZ, JOEY	JR WAYLAND BAPTIS	1:21.23
3 PEREZ ESPINO, PEDRO	FR WESTMONT	1:23.22
4 MEYER, LANDIS	SO SOKA	1:24.35
5 WALLIN, JOSH	SO EASTERN OREGO	1:31.40

**NAIA INDOOR TRACK & FIELD CHAMPIONSHIPS**

Johnson City, TN  
 David E. Walker Track at Gentry Field  
 Weather: Indoor meet  
 Host: Milligan College  
 3/2/2017 - 3/4/2017

**MEET OFFICIALS**

**Meet Director:**  
 Chris Layne  
**Meet Referee:**  
 Lawhorn, Messenger, Thuber  
**Timing:**  
 www.cfpitiming.com



**OFFICIAL MEET REPORT**  
 printed: 3/4/2017 5:49 PM

**RESULTS****#6 Men's 600 Meters (cont'd)****Prelims**

Pl	Name	Yr	Team	Time
<b>Heat 2 of 4</b>				
1	SPRINGER, GAIRY		SO INDIANA TECH	1:20.85Q
2	VARELA, ALAN		SO DOANE	1:21.00q
3	RAMIREZ, GILBERT		SO SOUTHWEST (N.M.)	1:22.53
4	GONZALES, BRIAN		FR WAYLAND BAPTIS	1:23.96
5	NICHOLS, RANE		JR ST. AMBROSE	1:25.70
<b>Heat 3 of 4</b>				
1	MULLER, CJ		SR CONCORDIA (NEB.)	1:20.27Q
2	LEMON, AARON		JR NORTHWESTERN (	1:21.07q
3	HEINRICH, JOE		JR BRIAR CLIFF	1:22.11
4	VINSON, MYCHAL		FR MARIAN (IND.)	1:22.44
	CLARKE, JORDAN		SR WEBBER	DQ
<b>Heat 4 of 4</b>				
1	HELD, MASON		SO YORK (NEB.)	1:20.41Q
2	MARROW, DEVON		SR INDIANA TECH	1:20.55q
3	MARTINEZ, BEN		SO RIO GRANDE	1:20.91q
4	MATTERS, NATHAN		SO CONCORDIA (NEB.)	1:21.44
5	BERHE, ADAM		JR WAYLAND BAPTIS	1:21.65
6	BRAXTON, MICHAEL		JR WEBBER	1:21.79

**#8 Men's 800 Meters**

N	NAIA Championship	1:47.70	James Njoroge	Taylor (IN)	1996	
W	World Indoor	1:42.67	Wilson Kipketer	DEN	3/9/1997	Paris, France
A	American Indoor	1:45.00	Johnny Gray	S. Monica T.C.	3/8/1992	Sindelfingen,
C	Collegiate Indoor	1:44.84	Paul Ereng	Virginia	3/4/1989	Budapest,

**2:15 PM (Day 3):****Finals**

Pl	Name	Yr	Team	Time	Pts
1	MARTIN, PRESLEY		JR MARIAN (IND.)	1:52.14	10
2	RODDEN, BRENT		SO SIENA HEIGHTS	1:52.41	8
3	SAUNDERS, ALEX		SR SOUTHERN-NO	1:54.19	6
4	MORRELL III, THOMAS		FR EASTERN OREGO	1:54.40	5
5	MOELLER, MARK		SR DAKOTA STATE	1:54.42	4
6	HOLLINGER, PETER		SO NORTHWESTERN (	1:54.82	3
7	HOUDEK, JORDAN		SR MOUNT MARTY	1:54.88	2
8	CHOATE, BRYCE		SO TENNESSEE WESL	1:57.38	1

**4:00 PM (Day 2): (Top 2 per Heat + next 4 advance)****Prelims**

Pl	Name	Yr	Team	Time	H(Pl)
1	MARTIN, PRESLEY		JR MARIAN (IND.)	1:53.50Q	1(1)
2	CHOATE, BRYCE		SO TENNESSEE WESL	1:53.71Q	1(2)
3	MORRELL III, THOMAS		FR EASTERN OREGO	1:53.78q	1(3)
4	MOELLER, MARK		SR DAKOTA STATE	1:53.87q	1(4)
5	RODDEN, BRENT		SO SIENA HEIGHTS	1:54.38Q	2(1)
6	SAUNDERS, ALEX		SR SOUTHERN-NO	1:54.41q	1(5)




**NAIA INDOOR TRACK & FIELD CHAMPIONSHIPS**

Johnson City, TN  
 David E. Walker Track at Gentry Field  
 Weather: Indoor meet  
 Host: Milligan College  
 3/2/2017 - 3/4/2017

**MEET OFFICIALS**

**Meet Director:**  
 Chris Layne  
**Meet Referee:**  
 Lawhorn, Messenger, Thuber  
**Timing:**  
 www.cfpitiming.com



**OFFICIAL MEET REPORT**  
 printed: 3/4/2017 5:49 PM

**RESULTS****#8 Men's 800 Meters (cont'd)**

4:00 PM (Day 2): (Top 2 per Heat + next 4 advance)

**Prelims**

Pl	Name	Yr	Team	Time	H(Pl)
7	HOUDEK, JORDAN	SR	MOUNT MARTY	1:54.61Q	2(2)
8	HOLLINGER, PETER	SO	NORTHWESTERN (	1:54.63q	1(6)
9	WENSINK, SAM	SR	DORDT	1:55.10	2(3)
10	MACK, SUPERVOID	FR	CARDINAL STRITC	1:55.24	2(4)
11	RODRIGUEZ, ALBERTO	FR	JOHNSON & WALE	1:55.39	2(5)
12	PRINCIPATO, JOHN	JR	ST. FRANCIS (ILL.)	1:55.45	2(6)
13	ADAIR, MATT	SR	INDIANA TECH	1:55.94	2(7)
14	MUESSIG, DOMINIC	SR	SIENA HEIGHTS	1:57.91	2(8)
15	ADAMS, MESHACH	SR	ST. MARY (KAN.)	1:58.06	1(7)

**HEAT RESULTS****Prelims**

Pl	Name	Yr	Team	Time
<b>Heat 1 of 2</b>				
1	MARTIN, PRESLEY	JR	MARIAN (IND.)	1:53.50Q
2	CHOATE, BRYCE	SO	TENNESSEE WESL	1:53.71Q
3	MORRELL III, THOMAS	FR	EASTERN OREGO	1:53.78q
4	MOELLER, MARK	SR	DAKOTA STATE	1:53.87q
5	SAUNDERS, ALEX	SR	SOUTHERN-NO	1:54.41q
6	HOLLINGER, PETER	SO	NORTHWESTERN (	1:54.63q
7	ADAMS, MESHACH	SR	ST. MARY (KAN.)	1:58.06

**Heat 2 of 2**

1	RODDEN, BRENT	SO	SIENA HEIGHTS	1:54.38Q
2	HOUDEK, JORDAN	SR	MOUNT MARTY	1:54.61Q
3	WENSINK, SAM	SR	DORDT	1:55.10
4	MACK, SUPERVOID	FR	CARDINAL STRITC	1:55.24
5	RODRIGUEZ, ALBERTO	FR	JOHNSON & WALE	1:55.39
6	PRINCIPATO, JOHN	JR	ST. FRANCIS (ILL.)	1:55.45
7	ADAIR, MATT	SR	INDIANA TECH	1:55.94
8	MUESSIG, DOMINIC	SR	SIENA HEIGHTS	1:57.91

**#10 Men's 1000 Meters**

N NAIA Championship 2:23.09 Julius Rono Roberts Wesleyan

2:35 PM (Day 3):

**Finals**

Pl	Name	Yr	Team	Time	Pts
1	BRASSARD, JEREMY	SO	OLIVET NAZARENE	2:26.19	10
2	BLAYLOCK, BRIAN	JR	ST. FRANCIS (ILL.)	2:26.32	8
3	RUNYAN, LUKE	JR	INDIANA TECH	2:27.92	6
4	CONANT, MICHAEL	FR	WESTMONT	2:29.58	5
5	DANNER, JOHN	JR	BENEDICTINE (KA	2:30.14	4
6	HERBERT, ANDRES	SR	BETHEL (IND.)	2:30.59	3
7	GREEN, JACOB	JR	MORNINGSIDE	2:36.57	2
8	KENNY, JASON	JR	MORNINGSIDE	2:43.39	1

# NAIA INDOOR TRACK & FIELD CHAMPIONSHIPS

Johnson City, TN  
David E. Walker Track at Gentry Field  
Weather: Indoor meet  
Host: Milligan College  
3/2/2017 - 3/4/2017

## MEET OFFICIALS

**Meet Director:**  
Chris Layne  
**Meet Referee:**  
Lawhorn, Messenger, Thuber  
**Timing:**  
www.cfpitiming.com



**OFFICIAL MEET REPORT**  
printed: 3/4/2017 5:49 PM

# RESULTS

## #10 Men's 1000 Meters (cont'd)

4:30 PM (Day 2): (Top 2 per Heat + next 4 advance)

### Prelims

Pl	Name	Yr	Team	Time	H(Pl)
1	BLAYLOCK, BRIAN	JR	ST. FRANCIS (ILL.)	2:28.47Q	1(1)
2	RUNYAN, LUKE	JR	INDIANA TECH	2:28.74Q	1(2)
3	DANNER, JOHN	JR	BENEDICTINE (KA	2:29.61q	1(3)
4	BRASSARD, JEREMY	SO	OLIVET NAZARENE	2:30.16Q	2(1)
5	GREEN, JACOB	JR	MORNINGSIDE	2:30.87Q	2(2)
6	CONANT, MICHAEL	FR	WESTMONT	2:30.99q	1(4)
7	KENNY, JASON	JR	MORNINGSIDE	2:31.41q	2(3)
8	HERBERT, ANDRES	SR	BETHEL (IND.)	2:31.46q	1(5)
9	ROBINSON, GEORGE	SR	MIDAMERICA NAZA	2:32.26	2(4)
10	GANZVELD, NICHOLAS	JR	WALDORF	2:33.03	2(5)
11	PANEC, JEREMIAH	JR	DAKOTA WESLEYA	2:34.91	2(6)
12	MEEHAN, MATT	FR	OLIVET NAZARENE	2:35.94	2(7)
13	HANSEN, TY	SO	MIDLAND	2:36.34	1(6)
14	GARCIA, ALEJANDRO	SR	ROBERT MORRIS (I	2:43.02	1(7)

## HEAT RESULTS

### Prelims

Pl	Name	Yr	Team	Time
<b>Heat 1 of 2</b>				
1	BLAYLOCK, BRIAN	JR	ST. FRANCIS (ILL.)	2:28.47Q
2	RUNYAN, LUKE	JR	INDIANA TECH	2:28.74Q
3	DANNER, JOHN	JR	BENEDICTINE (KA	2:29.61q
4	CONANT, MICHAEL	FR	WESTMONT	2:30.99q
5	HERBERT, ANDRES	SR	BETHEL (IND.)	2:31.46q
6	HANSEN, TY	SO	MIDLAND	2:36.34
7	GARCIA, ALEJANDRO	SR	ROBERT MORRIS (I	2:43.02

### Heat 2 of 2

1	BRASSARD, JEREMY	SO	OLIVET NAZARENE	2:30.16Q
2	GREEN, JACOB	JR	MORNINGSIDE	2:30.87Q
3	KENNY, JASON	JR	MORNINGSIDE	2:31.41q
4	ROBINSON, GEORGE	SR	MIDAMERICA NAZA	2:32.26
5	GANZVELD, NICHOLAS	JR	WALDORF	2:33.03
6	PANEC, JEREMIAH	JR	DAKOTA WESLEYA	2:34.91
7	MEEHAN, MATT	FR	OLIVET NAZARENE	2:35.94

## #12 Men's 1 Mile Run

N	NAIA Championship	4:03.69	Silas Kisorio	Oklahoma Christian	2010	
W	World Indoor	3:48.45	Hicham El Guerrouj	MAR	2/12/1997	Gent, Belgium
A	American Indoor	3:49.89	Bernard Lagat	Nike	2/11/2005	Fayetteville, AR
C	Collegiate Indoor	3:52.01	Edward Cheserek	Oregon	2/25/2017	Boston, MA

12:35 PM (Day 3):

### Finals

Pl	Name	Yr	Team	Time	Pts
	THOMAS, JACKSON	SR	BACONE	4:12.38	10
	DE YOUNG, COLIN	FR	CORNERSTONE	4:13.15	8

# NAIA INDOOR TRACK & FIELD CHAMPIONSHIPS

Johnson City, TN  
David E. Walker Track at Gentry Field  
Weather: Indoor meet  
Host: Milligan College  
3/2/2017 - 3/4/2017

## MEET OFFICIALS

**Meet Director:**  
Chris Layne  
**Meet Referee:**  
Lawhorn, Messenger, Thuber  
**Timing:**  
www.cfpitiming.com



**OFFICIAL MEET REPORT**  
printed: 3/4/2017 5:49 PM

# RESULTS

## #12 Men's 1 Mile Run (cont'd)

12:35 PM (Day 3):

### Finals

Pl	Name	Yr	Team	Time	Pts
	GARCIA, DANIEL	JR	CARDINAL STRITC	4:13.63	6
	ROSE, TIM	JR	NORTHWESTERN (	4:13.72	5
	HYATT, CHANCE	SO	CARROLL	4:15.73	4
	TAFELSKY, TAYLOR	SR	MILLIGAN	4:17.27	3
	KOECH, BENSON	SO	ROCKY MOUNTAIN	4:17.43	2
	GARCIA, ALEJANDRO	SR	ROBERT MORRIS (I	4:17.80	1
	PETSCH, FRED	SR	ROCKY MOUNTAIN	4:17.87	
	OLDACH, MICHAEL	FR	WESTMONT	4:24.54	

1:20 PM (Day 2): (Top 3 per Heat + next 4 advance)

### Prelims

Pl	Name	Yr	Team	Time	H(Pl)
1	THOMAS, JACKSON	SR	BACONE	4:21.19q	2(1)
2	DE YOUNG, COLIN	FR	CORNERSTONE	4:21.34q	2(2)
3	HYATT, CHANCE	SO	CARROLL	4:21.61q	2(3)
4	PETSCH, FRED	SR	ROCKY MOUNTAIN	4:21.66q	2(4)
5	KOECH, BENSON	SO	ROCKY MOUNTAIN	4:21.99q	2(5)
6	GARCIA, ALEJANDRO	SR	ROBERT MORRIS (I	4:22.12q	2(6)
7	OLDACH, MICHAEL	FR	WESTMONT	4:23.05q	2(7)
8	ROSE, TIM	JR	NORTHWESTERN (	4:25.45q	1(1)
9	GARCIA, DANIEL	JR	CARDINAL STRITC	4:25.46q	1(2)
10	TAFELSKY, TAYLOR	SR	MILLIGAN	4:25.50q	1(3)
11	KIPTUM, JONATHAN	FR	CARDINAL STRITC	4:25.63	1(4)
12	YOUNG, MATTHEW	SO	JAMESTOWN	4:25.64	2(8)
13	VERMILYE, ANTHONY	SR	SIENA HEIGHTS	4:27.03	1(5)
14	HOLLETT, DOUG	SO	CORNERSTONE	4:28.77	1(6)
15	DRAKE, CALEB	SR	DORDT	4:32.31	1(7)
16	MUNOZ-LECHUGA, FABIAN	JR	LINDENWOOD-BEL	4:33.04	1(8)

## HEAT RESULTS

### Prelims

Pl	Name	Yr	Team	Time
<b>Heat 1 of 2</b>				
1	ROSE, TIM	JR	NORTHWESTERN (	4:25.45q
2	GARCIA, DANIEL	JR	CARDINAL STRITC	4:25.46q
3	TAFELSKY, TAYLOR	SR	MILLIGAN	4:25.50q
4	KIPTUM, JONATHAN	FR	CARDINAL STRITC	4:25.63
5	VERMILYE, ANTHONY	SR	SIENA HEIGHTS	4:27.03
6	HOLLETT, DOUG	SO	CORNERSTONE	4:28.77
7	DRAKE, CALEB	SR	DORDT	4:32.31
8	MUNOZ-LECHUGA, FABIAN	JR	LINDENWOOD-BEL	4:33.04
<b>Heat 2 of 2</b>				
1	THOMAS, JACKSON	SR	BACONE	4:21.19q
2	DE YOUNG, COLIN	FR	CORNERSTONE	4:21.34q

**NAIA INDOOR TRACK & FIELD CHAMPIONSHIPS**

Johnson City, TN  
 David E. Walker Track at Gentry Field  
 Weather: Indoor meet  
 Host: Milligan College  
 3/2/2017 - 3/4/2017

**MEET OFFICIALS**

**Meet Director:**  
 Chris Layne  
**Meet Referee:**  
 Lawhorn, Messenger, Thuber  
**Timing:**  
 www.cfpitiming.com



**OFFICIAL MEET REPORT**  
 printed: 3/4/2017 5:49 PM

**RESULTS****#12 Men's 1 Mile Run (cont'd)****Prelims**

Pl	Name	Yr	Team	Time
3	HYATT, CHANCE	SO	CARROLL	4:21.61Q
4	PETSCH, FRED	SR	ROCKY MOUNTAIN	4:21.66q
5	KOECH, BENSON	SO	ROCKY MOUNTAIN	4:21.99q
6	GARCIA, ALEJANDRO	SR	ROBERT MORRIS (I)	4:22.12q
7	OLDACH, MICHAEL	FR	WESTMONT	4:23.05q
8	YOUNG, MATTHEW	SO	JAMESTOWN	4:25.64

**#14 Men's 3000 Meters**

Pl	Name	Yr	Team	Time	Pts	Location
N	NAIA Championship	7:59.79	Silah Misoi	Life (GA)	1998	
W	World Indoor	7:24.90	Daniel Komen	KEN	2/6/1998	Budapest,
A	American Indoor	7:32.43	Bernard Lagat	Nike	2/17/2007	Birmingham, ENG
C	Collegiate Indoor	7:38.59	Allistair Cragg	Arkansas	2/14/2004	Fayetteville, AR

**3:00 PM (Day 3):**

Pl	Name	Yr	Team	Time	Pts
1	KIPCHUMBA, GEOFFREY	JR	WILLIAM CAREY	8:16.04	10
2	KNUDSEN, CAM	SR	ST. FRANCIS (ILL.)	8:16.54	8
3	ALDABA, DANNY	JR	MIDLAND	8:22.84	6
4	REINKING, JACOB	SR	INDIANA WESLEYA	8:33.45	5
5	MASZK, NIC	JR	EASTERN OREGO	8:36.48	4
6	RYAN, NOLAN	JR	LEWIS-CLARK	8:37.00	3
7	VILLAGRANA, ERIC	FR	WAYLAND BAPTIS	8:39.26	2
8	BEAMISH, JOSEPH	JR	TAYLOR	8:39.63	1
9	BOONE, TYLER	SR	BRYAN	8:41.23	
10	BOMA, JAMAL	SR	WILLIAM PENN	8:47.05	
11	SANDIDGE, ADAM	JR	CAMPBELLSVILLE	8:47.53	
12	HARTMAN, JOEL	SR	BETHEL (IND.)	8:49.71	

**#16 Men's 5000 Meters**

Pl	Name	Yr	Team	Time	Pts	Location
N	NAIA Championship	13:52.15	Silah Misoi	Life (GA)	1999	
W	World Indoor	12:49.60	Kenenisa Bekele	ETH	2/20/2004	Birmingham,
A	American Indoor	13:07.15	Bernard Lagat	Nike	2/11/2012	New York, NY
C	Collegiate Indoor	13:08.28	Lawi Lalang	Arizona	2/11/2012	New York, NY

**4:00 PM (Day 3):**

Pl	Name	Yr	Team	Time	Pts
1	KIPCHUMBA, GEOFFREY	JR	WILLIAM CAREY	14:42.19	10
2	FLOYD, TONY	FR	MADONNA	14:49.26	8
3	HALL, MATT	SR	TAYLOR	14:49.87	6
4	WEBER, TONY	JR	ST. MARY (KAN.)	14:51.32	5
5	SMITH, RYAN	SR	GOSHEN	14:52.51	4
6	MCNEILL, MAX	FR	OKLAHOMA CITY	14:53.39	3
7	BEAL, SAM	JR	CUMBERLANDS	14:56.36	2
8	SKOSKY, TOMMY	SR	COLUMBIA (MO.)	15:06.90	1
9	ALMARAZ, RAUL	SO	WAYLAND BAPTIS	15:09.95	
10	SANTILLO, JOEY	SR	ST. FRANCIS (ILL.)	15:15.75	
11	BOMA, JAMAL	SR	WILLIAM PENN	15:23.44	

**NAIA INDOOR TRACK & FIELD CHAMPIONSHIPS**

Johnson City, TN  
 David E. Walker Track at Gentry Field  
 Weather: Indoor meet  
 Host: Milligan College  
 3/2/2017 - 3/4/2017

**MEET OFFICIALS**

**Meet Director:**  
 Chris Layne  
**Meet Referee:**  
 Lawhorn, Messenger, Thuber  
**Timing:**  
 www.cfpitiming.com



**OFFICIAL MEET REPORT**  
 printed: 3/4/2017 5:49 PM

**RESULTS****#16 Men's 5000 Meters (cont'd)**

4:00 PM (Day 3):

Pl	Name	Yr	Team	Time	Pts
12	HUNT, ZACH	SR	VANGUARD	15:34.47	
13	CIARAVINO, JOSEPH	SO	AQUINAS	15:41.47	
14	SINE, RILEY	FR	NORTHWEST U.	15:45.39	
15	THOMPSON, RYAN	SO	BIOLA	15:53.37	
16	MERCHANT, STEPHEN	SO	SIENA HEIGHTS	15:54.62	

**#18 Men's 60m Hurdles**

N	NAIA Championship	7.86	Nickola Shingles	Hannibal-LaGrange		
W	World Indoor	7.30	Colin Jackson	GBR	2/3/1994	Sindelfingen,
A	American Indoor	7.36	Foster/ Johnson/ Trammell	W. Class/ Nike/ T. Star	1/16/1987	Los Angeles, CA
C	Collegiate Indoor	7.45	Omar McLeod	Arkansas	3/14/2015	Fayetteville, AR

12:55 PM (Day 3):

**Finals**

Pl	Name	Yr	Team	Time	H(Pl)	Pts
1	KILLINGS, TAYLOR	SR	MARIAN (IND.)	8.07	2(1)	10
2	STANLEY, TREVOR	SR	INDIANA TECH	8.21	2(2)	7
2	ANTHONY, CALEB	FR	TAYLOR	8.21	2(2)	7
4	KIRKENDALL, MATTHEW	JR	EASTERN OREGO	8.22	1(1)	5
5	WIECHMAN, LUCAS	SR	CONCORDIA (NEB.)	8.24	1(2)	4
6	REYNOLDS, SETH	SO	INDIANA EAST	8.28	2(4)	3
7	CHORRO, JOSE	SR	DICKINSON ST.	8.29	1(3)	2
8	HAWKINS, CHAZ	JR	TENNESSEE WESL	8.32	1(4)	1

**SECTION RESULTS****Finals**

Pl	Name	Yr	Team	Time
----	------	----	------	------

**Section 1 of 2**

1	KIRKENDALL, MATTHEW	JR	EASTERN OREGO	8.22
2	WIECHMAN, LUCAS	SR	CONCORDIA (NEB.)	8.24
3	CHORRO, JOSE	SR	DICKINSON ST.	8.29
4	HAWKINS, CHAZ	JR	TENNESSEE WESL	8.32

**Section 2 of 2**

1	KILLINGS, TAYLOR	SR	MARIAN (IND.)	8.07
2	STANLEY, TREVOR	SR	INDIANA TECH	8.21
2	ANTHONY, CALEB	FR	TAYLOR	8.21
4	REYNOLDS, SETH	SO	INDIANA EAST	8.28

1:50 PM (Day 2): (Top 1 per Heat + next 4 advance)

**Prelims**

Pl	Name	Yr	Team	Time	H(Pl)
1	KILLINGS, TAYLOR	SR	MARIAN (IND.)	8.03q	4(1)
2	STANLEY, TREVOR	SR	INDIANA TECH	8.09q	2(1)
3	ANTHONY, CALEB	FR	TAYLOR	8.14q	1(1)
4	HAWKINS, CHAZ	JR	TENNESSEE WESL	8.18q	1(2)
5	REYNOLDS, SETH	SO	INDIANA EAST	8.21q	3(1)
6	KIRKENDALL, MATTHEW	JR	EASTERN OREGO	8.23q	1(3)

**NAIA INDOOR TRACK & FIELD CHAMPIONSHIPS**

Johnson City, TN  
 David E. Walker Track at Gentry Field  
 Weather: Indoor meet  
 Host: Milligan College  
 3/2/2017 - 3/4/2017

**MEET OFFICIALS**

**Meet Director:**  
 Chris Layne  
**Meet Referee:**  
 Lawhorn, Messenger, Thuber  
**Timing:**  
 www.cfpitiming.com



**OFFICIAL MEET REPORT**  
 printed: 3/4/2017 5:49 PM

**RESULTS****#18 Men's 60m Hurdles (cont'd)**

1:50 PM (Day 2): (Top 1 per Heat + next 4 advance)

**Prelims**

Pl	Name	Yr	Team	Time	H(Pl)
7	CHORRO, JOSE	SR	DICKINSON ST.	8.25q	2(2)
8	WIECHMAN, LUCAS	SR	CONCORDIA (NEB.	8.28q	3(2)
9	SMITH, SHAKEEM	FR	FLORIDA MEMORI	8.29	3(3)
10	GRAHAM, CHRISTOPHER	SO	MIDAMERICA NAZA	8.30	2(3)
10	WOODS, DESHAWN	SR	INDIANA TECH	8.30	4(2)
12	LEWIS, TYLER	FR	CAMPBELLSVILLE	8.32	4(3)
13	RIHA, MICHAL	SO	MIDAMERICA NAZA	8.33	4(4)
14	TOSCANO, GINO	FR	WILLIAM CAREY	8.34	3(4)
15	BROOKS, TIRRELL	SR	GRACELAND	8.47	2(4)
16	PIOLET, DAQUVON	SR	LANGSTON	8.62	3(5)
17	MAYESKE, MATT	SR	MIDAMERICA NAZA	8.77	1(4)
18	JENKINS, JOSHUA	SR	SIENA HEIGHTS	9.15	1(5)
	FOX, DEON	SR	CORNERSTONE	DNF	2
	SMITH, JOSHUA	SO	SPRING ARBOR	DNF	2
	MATEL, MATT	SO	VITERBO	DNF	1
	HERRING, CHRISTIAN	SR	LINDENWOOD-BEL	DNF	4
	HULETT, BENJAMIN	JR	CONCORDIA (NEB.	FS	3

**HEAT RESULTS****Prelims**

Pl	Name	Yr	Team	Time
<b>Heat 1 of 4</b>				
1	ANTHONY, CALEB	FR	TAYLOR	8.14Q
2	HAWKINS, CHAZ	JR	TENNESSEE WESL	8.18q
3	KIRKENDALL, MATTHEW	JR	EASTERN OREGO	8.23q
4	MAYESKE, MATT	SR	MIDAMERICA NAZA	8.77
5	JENKINS, JOSHUA	SR	SIENA HEIGHTS	9.15
	MATEL, MATT	SO	VITERBO	DNF
<b>Heat 2 of 4</b>				
1	STANLEY, TREVOR	SR	INDIANA TECH	8.09Q
2	CHORRO, JOSE	SR	DICKINSON ST.	8.25q
3	GRAHAM, CHRISTOPHER	SO	MIDAMERICA NAZA	8.30
4	BROOKS, TIRRELL	SR	GRACELAND	8.47
	FOX, DEON	SR	CORNERSTONE	DNF
	SMITH, JOSHUA	SO	SPRING ARBOR	DNF
<b>Heat 3 of 4</b>				
1	REYNOLDS, SETH	SO	INDIANA EAST	8.21Q
2	WIECHMAN, LUCAS	SR	CONCORDIA (NEB.	8.28q
3	SMITH, SHAKEEM	FR	FLORIDA MEMORI	8.29
4	TOSCANO, GINO	FR	WILLIAM CAREY	8.34
5	PIOLET, DAQUVON	SR	LANGSTON	8.62
	HULETT, BENJAMIN	JR	CONCORDIA (NEB.	FS
<b>Heat 4 of 4</b>				
1	KILLINGS, TAYLOR	SR	MARIAN (IND.)	8.03Q

**NAIA INDOOR TRACK & FIELD CHAMPIONSHIPS**

Johnson City, TN  
 David E. Walker Track at Gentry Field  
 Weather: Indoor meet  
 Host: Milligan College  
 3/2/2017 - 3/4/2017

**MEET OFFICIALS**

**Meet Director:**  
 Chris Layne  
**Meet Referee:**  
 Lawhorn, Messenger, Thuber  
**Timing:**  
 www.cfpitiming.com



**OFFICIAL MEET REPORT**  
 printed: 3/4/2017 5:49 PM

**RESULTS****#18 Men's 60m Hurdles (cont'd)****Prelims**

Pl	Name	Yr	Team	Time
2	WOODS, DESHAWN	SR	INDIANA TECH	8.30
3	LEWIS, TYLER	FR	CAMPBELLSVILLE	8.32
4	RIHA, MICHAL	SO	MIDAMERICA NAZA	8.33
	HERRING, CHRISTIAN	SR	LINDENWOOD-BEL	DNF

**#39 Men's 3000m Walk**

N NAIA Championship 11:46.20 Nick Christie Missouri Baptist 2015 Geneva, OH

**12:25 PM (Day 2):**

Pl	Name	Yr	Team	Time	Pts
1	PETERS, ANTHONY	JR	ST. AMBROSE	11:49.72	10
2	MANCHA, EMILIO	SO	ST. AMBROSE	13:09.22	8
3	JOBSON, LUKE	FR	WEST VIRGINIA TE	13:34.47	6
4	HUTCHERSON, DOUG	SR	CENTRAL METHOD	13:48.34	5
5	ELMI, SAM	SO	CORNERSTONE	13:52.64	4
6	RABIE, JASON	JR	CORNERSTONE	15:17.39	3
7	BENSON, JACOB	SR	CORNERSTONE	15:40.52	2
	BIDDLE, SAWYER	JR	GOSHEN	DQ	
	GRUTTADAURO, ANTHONY	FR	SPRING ARBOR	DQ	

**#20 Men's 4 x 400m Relay**

N NAIA Championship 3:09.39 K Handsborough, D Simpson, K Pierre, Wayland Baptist 3/11/2006 Johnson City, TN  
 W World Indoor 3:02.13 Clemons, Verburg, Butler, Smith USA 3/9/2014 Sopot, POL  
 A American Indoor 3:01.96 Clement, Spearmon, Williamson, U.S.A. 2/11/2006 Fayetteville, AR  
 C Collegiate Indoor 3:02.39 M. Kerley, Rose, Dixon, F. Kerley Texas A&M 2/25/2017 Nashville, TN

**5:15 PM (Day 3):****Finals**

Pl	Team	Time	H(Pl)	Pts
1	INDIANA TECH (A) 1) WILLIAMS, XAVIER SO 3) MUHAMMAD, QADIR SO	3:13.14	2(1)	10
2	SOUTHERN-NO (A) 1) RICHARDS, DANIELLE SO 3) CAMPBELL, ACDANE FR	3:13.56	2(2)	8
3	WAYLAND BAPTIST (A) 1) TURNER, DEMETRIUS FR 3) GONZALES, BRIAN FR	3:13.92	2(3)	6
4	OLIVET NAZARENE (A) 1) LINTON, STEVEN FR 3) HUNT, ALEX SR	3:15.99	2(4)	5
5	ST. AMBROSE (A) 1) REEMTSMA, JACK SO 3) NICHOLS, RANE JR	3:16.79	1(1)	4

# NAIA INDOOR TRACK & FIELD CHAMPIONSHIPS

Johnson City, TN  
David E. Walker Track at Gentry Field  
Weather: Indoor meet  
Host: Milligan College  
3/2/2017 - 3/4/2017

## MEET OFFICIALS

**Meet Director:**  
Chris Layne  
**Meet Referee:**  
Lawhorn, Messenger, Thuber  
**Timing:**  
www.cfpitiming.com



**OFFICIAL MEET REPORT**  
printed: 3/4/2017 5:49 PM

# RESULTS

## #20 Men's 4 x 400m Relay (cont'd)

5:15 PM (Day 3):

### Finals

Pl	Team	Time	H(Pl)	Pts
6	CONCORDIA (NEB.) (A)	3:16.90	1(2)	3
	1) WIECHMAN, LUCAS SR			
	2) RODGERS, JAKE FR			
	3) MATTERS, NATHAN SO			
	4) MULLER, CJ SR			
7	BETHEL (IND.) (A)	3:18.82	1(3)	2
	1) BAUMGARTNER, BRETT SR			
	2) MOSES, ALEX SR			
	3) SPERRY, TRAVIS FR			
	4) SOWDERS, CONNOR SR			
8	WEBBER (A)	3:18.90	1(4)	1
	1) WILSON, LILROBERT SO			
	2) BRAXTON, MICHAEL JR			
	3) CLARKE, JORDAN SR			
	4) MCAFEE, CEAPH FR			

## SECTION RESULTS

### Finals

Pl	Team	Time
<b>Section 1 of 2</b>		
1	ST. AMBROSE (A)	3:16.79
	1) REEMTSMA, JACK SO	
	2) FERRIS, MATT SR	
	3) NICHOLS, RANE JR	
	4) OHIOZE, MICHAEL SR	
2	CONCORDIA (NEB.) (A)	3:16.90
	1) WIECHMAN, LUCAS SR	
	2) RODGERS, JAKE FR	
	3) MATTERS, NATHAN SO	
	4) MULLER, CJ SR	
3	BETHEL (IND.) (A)	3:18.82
	1) BAUMGARTNER, BRETT SR	
	2) MOSES, ALEX SR	
	3) SPERRY, TRAVIS FR	
	4) SOWDERS, CONNOR SR	
4	WEBBER (A)	3:18.90
	1) WILSON, LILROBERT SO	
	2) BRAXTON, MICHAEL JR	
	3) CLARKE, JORDAN SR	
	4) MCAFEE, CEAPH FR	
<b>Section 2 of 2</b>		
1	INDIANA TECH (A)	3:13.14
	1) WILLIAMS, XAVIER SO	
	2) MOORE, KEJAVON SO	
	3) MUHAMMAD, QADIR SO	
	4) SPRINGER, GAIRY SO	
2	SOUTHERN-NO (A)	3:13.56
	1) RICHARDS, DANIELLE SO	
	2) SAUNDERS, ALEX SR	
	3) CAMPBELL, ACDANE FR	
	4) THOMPSON, JAHNOY SO	
3	WAYLAND BAPTIST (A)	3:13.92
	1) TURNER, DEMETRIUS FR	
	2) SOUTIEN, JEAN SO	
	3) GONZALES, BRIAN FR	
	4) HINDS, TRE SO	
4	OLIVET NAZARENE (A)	3:15.99
	1) LINTON, STEVEN FR	
	2) BEST, ALVIN JR	
	3) HUNT, ALEX SR	
	4) WILLIAMS, BRADY SO	




# NAIA INDOOR TRACK & FIELD CHAMPIONSHIPS

Johnson City, TN  
David E. Walker Track at Gentry Field  
Weather: Indoor meet  
Host: Milligan College  
3/2/2017 - 3/4/2017

## MEET OFFICIALS

**Meet Director:**  
Chris Layne  
**Meet Referee:**  
Lawhorn, Messenger, Thuber  
**Timing:**  
www.cfpitiming.com



**OFFICIAL MEET REPORT**  
printed: 3/4/2017 5:49 PM

# RESULTS

## #20 Men's 4 x 400m Relay (cont'd)

7:00 PM (Day 1): (Top 1 per Heat + next 5 advance)

### Prelims

Pl	Team		Time	H(Pl)
	SOUTHERN-NO (A)		3:15.88q	3(1)
1)	RICHARDS, DANIELLE SO	2)	SAUNDERS, ALEX SR	
3)	CAMPBELL, ACDANE FR	4)	THOMPSON, JAHNOY SO	
	INDIANA TECH (A)		3:16.76q	1(1)
1)	PETER, BARTHELEMY FR	2)	WILLIAMS, XAVIER SO	
3)	MUHAMMAD, QADIR SO	4)	SPRINGER, GAIRY SO	
	WAYLAND BAPTIST (A)		3:17.03q	2(1)
1)	TURNER, DEMETRIUS FR	2)	GONZALES, BRIAN FR	
3)	SOUTIEN, JEAN SO	4)	HINDS, TRE SO	
	OLIVET NAZARENE (A)		3:17.28q	3(2)
1)	LINTON, STEVEN FR	2)	BEST, ALVIN JR	
3)	HUNT, ALEX SR	4)	WILLIAMS, BRADY SO	
	CONCORDIA (NEB.) (A)		3:17.42q	2(2)
1)	WIECHMAN, LUCAS SR	2)	RODGERS, JAKE FR	
3)	MATTERS, NATHAN SO	4)	MULLER, CJ SR	
	WEBBER (A)		3:17.81q	1(2)
1)	WILSON, LILROBERT SO	2)	BRAXTON, MICHAEL JR	
3)	CLARKE, JORDAN SR	4)	MCAFFEE, CEAPH FR	
	BETHEL (IND.) (A)		3:18.04q	2(3)
1)	BAUMGARTNER, BRETT SR	2)	MOSES, ALEX SR	
3)	SPERRY, TRAVIS FR	4)	SOWDERS, CONNOR SR	
	ST. AMBROSE (A)		3:18.63q	3(3)
1)	OHIOZE, MICHAEL SR	2)	REEMTSMA, JACK SO	
3)	FERRIS, MATT SR	4)	NICHOLS, RANE JR	
	SIENA HEIGHTS (A)		3:18.94	1(3)
1)	ELLINGTON, BLAINE SO	2)	MILES, JOSHUA	
3)	ANDERSON, TORIN SR	4)	MUESSIG, DOMINIC SR	
	MARIAN (IND.) (A)		3:19.45	2(4)
1)	MURRAY, AARON SO	2)	VINSON, MYCHAL FR	
3)	AKINYOSOYE, SOGO SR	4)	SNEIDERWINE, ZACH JR	
	YORK (NEB.) (A)		3:19.56	2(5)
1)	FRANCIS, EVANS SO	2)	PRICE, CARTER FR	
3)	HORTON, PEYTON JR	4)	HELD, MASON SO	
	MIDAMERICA NAZARENE (A)		3:20.36	1(4)
1)	ZITTERKOPF, ISAAC SO	2)	SAWYERR, DEVAN FR	
3)	ROBINSON, GEORGE SR	4)	HASKIN, JOSHUA FR	
	DORDT (A)		3:21.43	3(4)
1)	VAN EPS, LUCAS SO	2)	HERMAN, CALEB SO	
3)	ROZEBOOM, ROSS SR	4)	ECKELS, JOSIAH SR	

# NAIA INDOOR TRACK & FIELD CHAMPIONSHIPS

Johnson City, TN  
David E. Walker Track at Gentry Field  
Weather: Indoor meet  
Host: Milligan College  
3/2/2017 - 3/4/2017

## MEET OFFICIALS

**Meet Director:**  
Chris Layne  
**Meet Referee:**  
Lawhorn, Messenger, Thuber  
**Timing:**  
www.cfpitiming.com



**OFFICIAL MEET REPORT**  
printed: 3/4/2017 5:49 PM

# RESULTS

## #20 Men's 4 x 400m Relay (cont'd)

7:00 PM (Day 1): (Top 1 per Heat + next 5 advance)

### Prelims

PI Team	Time	H(PI)
KEISER UNIVERSITY (A)	3:21.62	3(5)
1) THERMIDOR, EDENS JR	2) NELSON, TREVOR FR	
3) WILLIS, JEREMY FR	4) RODEGHIER, AUSTIN FR	
WILLIAM CAREY (A)	3:21.63	2(6)
1) MENA, JORGE LUIS JR	2) DRAPER, JERODRICK SR	
3) SMITH, QUENTIN SO	4) NORWOOD, BRANDON FR	
AQUINAS (A)	3:21.94	3(6)
1) CONDET, OCTAVIAN JR	2) JOHNSON, TYLER SR	
3) GASS, PAUL JR	4) WILLIAMS, DIONTE JR	
EASTERN OREGON (A)	3:22.10	1(5)
1) KIRKENDALL, MATTHEW JR	2) SHAW, COOPER SO	
3) WALLIN, JOSH SO	4) MORRELL III, THOMAS FR	
INDIANA WESLEYAN (A)	3:25.34	1(6)
1) ISAACS, DANIEL SR	2) ELLENS, CHAD SO	
3) PARKER, DEREK FR	4) STRATTON, NOAH JR	

## HEAT RESULTS

### Prelims

PI Team	Time
<b>Heat 1 of 3</b>	
1 INDIANA TECH (A)	3:16.76q
1) PETER, BARTHELEMY FR	2) WILLIAMS, XAVIER SO
3) MUHAMMAD, QADIR SO	4) SPRINGER, GAIRY SO
2 WEBBER (A)	3:17.81q
1) WILSON, LILROBERT SO	2) BRAXTON, MICHAEL JR
3) CLARKE, JORDAN SR	4) MCAFEE, CEAPH FR
3 SIENA HEIGHTS (A)	3:18.94
1) ELLINGTON, BLAINE SO	2) MILES, JOSHUA
3) ANDERSON, TORIN SR	4) MUESSIG, DOMINIC SR
4 MIDAMERICA NAZARENE (A)	3:20.36
1) ZITTERKOPF, ISAAC SO	2) SAWYERR, DEVAN FR
3) ROBINSON, GEORGE SR	4) HASKIN, JOSHUA FR
5 EASTERN OREGON (A)	3:22.10
1) KIRKENDALL, MATTHEW JR	2) SHAW, COOPER SO
3) WALLIN, JOSH SO	4) MORRELL III, THOMAS FR
6 INDIANA WESLEYAN (A)	3:25.34
1) ISAACS, DANIEL SR	2) ELLENS, CHAD SO
3) PARKER, DEREK FR	4) STRATTON, NOAH JR
<b>Heat 2 of 3</b>	
1 WAYLAND BAPTIST (A)	3:17.03

Q

**NAIA INDOOR TRACK & FIELD CHAMPIONSHIPS**

Johnson City, TN  
 David E. Walker Track at Gentry Field  
 Weather: Indoor meet  
 Host: Milligan College  
 3/2/2017 - 3/4/2017

**MEET OFFICIALS**

**Meet Director:**  
 Chris Layne  
**Meet Referee:**  
 Lawhorn, Messenger, Thuber  
**Timing:**  
 www.cfpitiming.com



**OFFICIAL MEET REPORT**  
 printed: 3/4/2017 5:49 PM

**RESULTS****#20 Men's 4 x 400m Relay (cont'd)****Prelims**

Pl	Team	Time
3	BETHEL (IND.) (A) 1) TURNER, DEMETRIUS FR 2) GONZALES, BRIAN FR 3) SOUTIEN, JEAN SO 4) HINDS, TRE SO	3:18.04q
4	MARIAN (IND.) (A) 1) BAUMGARTNER, BRETT SR 2) MOSES, ALEX SR 3) SPERRY, TRAVIS FR 4) SOWDERS, CONNOR SR	3:19.45
5	YORK (NEB.) (A) 1) MURRAY, AARON SO 2) VINSON, MYCHAL FR 3) AKINYOSOYE, SOGO SR 4) SNEIDERWINE, ZACH JR	3:19.56
6	WILLIAM CAREY (A) 1) FRANCIS, EVANS SO 2) PRICE, CARTER FR 3) HORTON, PEYTON JR 4) HELD, MASON SO	3:21.63

**Heat 3 of 3**

1	SOUTHERN-NO (A) 1) RICHARDS, DANIELLE SO 2) SAUNDERS, ALEX SR 3) CAMPBELL, ACDANE FR 4) THOMPSON, JAHNOY SO	3:15.88q
2	OLIVET NAZARENE (A) 1) LINTON, STEVEN FR 2) BEST, ALVIN JR 3) HUNT, ALEX SR 4) WILLIAMS, BRADY SO	3:17.28q
3	ST. AMBROSE (A) 1) OHIOZE, MICHAEL SR 2) REEMTSMA, JACK SO 3) FERRIS, MATT SR 4) NICHOLS, RANE JR	3:18.63q
4	DORDT (A) 1) VAN EPS, LUCAS SO 2) HERMAN, CALEB SO 3) ROZEBOOM, ROSS SR 4) ECKELS, JOSIAH SR	3:21.43
5	KEISER UNIVERSITY (A) 1) THERMIDOR, EDENS JR 2) NELSON, TREVOR FR 3) WILLIS, JEREMY FR 4) RODEGHIER, AUSTIN FR	3:21.62
6	AQUINAS (A) 1) CONDET, OCTAVIAN JR 2) JOHNSON, TYLER SR 3) GASS, PAUL JR 4) WILLIAMS, DIONTE JR	3:21.94

**#22 Men's 4 x 800m Relay**

N NAIA Championship 7:31.55 N Browne, J Adams, R Ethridge, M California Baptist 1999

6:35 PM (Day 2):

**Finals**

Pl	Team	Time	Pts
1	CARDINAL STRITCH (A) 1) NAMOUS, JAMAL JR 2) KIPTUM, JONATHAN FR 3) MACK, SUPERVOID FR 4) GARCIA, DANIEL JR	7:37.97	10

**NAIA INDOOR TRACK & FIELD CHAMPIONSHIPS**

Johnson City, TN  
 David E. Walker Track at Gentry Field  
 Weather: Indoor meet  
 Host: Milligan College  
 3/2/2017 - 3/4/2017

**MEET OFFICIALS**

**Meet Director:**  
 Chris Layne  
**Meet Referee:**  
 Lawhorn, Messenger, Thuber  
**Timing:**  
 www.cfpitiming.com



**OFFICIAL MEET REPORT**  
 printed: 3/4/2017 5:49 PM

**RESULTS****#22 Men's 4 x 800m Relay (cont'd)**

6:35 PM (Day 2):

**Finals**

Pl	Team		Time	Pts
2	INDIANA TECH (A)		7:39.12	8
	1) ADAIR, MATT SR	2) BECKHAM, DEVONTA SO		
	3) MARROW, DEVON SR	4) RUNYAN, LUKE JR		
3	SIENA HEIGHTS (A)		7:41.98	6
	1) VERMILYE, ANTHONY SR	2) VANWORMER, KYLER JR		
	3) MUESSIG, DOMINIC SR	4) RODDEN, BRENT SO		
4	ROCKY MOUNTAIN (A)		7:43.94	5
	1) PETSCH, FRED SR	2) PETSCH, ISAAC FR		
	3) GIOVAGNOLI, CHRISTOPHER GINO	4) KOECH, BENSON		
5	MORNINGSIDE (A)		7:44.69	4
	1) HISER, KYLE SR	2) SCHILTZ, DREW SR		
	3) DEVRIES, ALEC JR	4) GREEN, JACOB JR		
6	INDIANA WESLEYAN (A)		7:48.38	3
	1) STRATTON, NOAH JR	2) ELLENS, CHAD SO		
	3) NEIDECK, JOSHUA JR	4) OLSON, MICHAEL JR		
7	WAYLAND BAPTIST (A)		7:51.46	2
	1) LOPEZ, IDAHIR FR	2) GONZALEZ, JOEY JR		
	3) BERHE, ADAM JR	4) HINDS, TRE SO		
8	LINDENWOOD-BELLEVILLE (A)		7:54.50	1
	1) MUNOZ-LECHUGA, FABIAN JR	2) ALCORN, EVAN SR		
	3) BLANCO, VICENTE SR	4) BEAL, JOSH SR		

6:00 PM (Day 1): (Top 1 per Heat + next 4 advance)

**Prelims**


Pl	Team		Time	H(Pl)
1	SIENA HEIGHTS (A)		7:38.36q	3(1)
	1) VERMILYE, ANTHONY SR	2) VANWORMER, KYLER JR		
	3) MUESSIG, DOMINIC SR	4) RODDEN, BRENT SO		
2	MORNINGSIDE (A)		7:44.29q	3(2)
	1) GREEN, JACOB JR	2) SCHILTZ, DREW SR		
	3) DEVRIES, ALEC JR	4) HISER, KYLE SR		
3	INDIANA TECH (A)		7:44.97q	4(1)
	1) ADAIR, MATT SR	2) MARROW, DEVON SR		
	3) BECKHAM, DEVONTA SO	4) RUNYAN, LUKE JR		
4	WAYLAND BAPTIST (A)		7:45.12q	3(3)
	1) LOPEZ, IDAHIR FR	2) GONZALEZ, JOEY JR		
	3) BERHE, ADAM JR	4) HINDS, TRE SO		
5	CARDINAL STRITCH (A)		7:45.48q	1(1)
	1) NAMOUS, JAMAL JR	2) MILLER, PHOENIX SR		
	3) KIPTUM, JONATHAN FR	4) HOLZMULLER, MAXIMILIAN FR		

# NAIA INDOOR TRACK & FIELD CHAMPIONSHIPS

Johnson City, TN  
David E. Walker Track at Gentry Field  
Weather: Indoor meet  
Host: Milligan College  
3/2/2017 - 3/4/2017

## MEET OFFICIALS

**Meet Director:**  
Chris Layne  
**Meet Referee:**  
Lawhorn, Messenger, Thuber  
**Timing:**  
www.cfpitiming.com



**OFFICIAL MEET REPORT**  
printed: 3/4/2017 5:49 PM

# RESULTS

## #22 Men's 4 x 800m Relay (cont'd)

6:00 PM (Day 1): (Top 1 per Heat + next 4 advance)

### Prelims

Pl	Team		Time	H(Pl)
6	INDIANA WESLEYAN (A)		7:45.83q	4(2)
	1) OLSON, MICHAEL JR	2) STRATTON, NOAH JR		
	3) ELLENS, CHAD SO	4) NEIDECK, JOSHUA JR		
7	ROCKY MOUNTAIN (A)		7:45.93q	2(1)
	1) PETSCH, FRED SR	2) PETSCH, ISAAC FR		
	3) GIOVAGNOLI, CHRISTOPHER GINO	4) KOECH, BENSON		
8	LINDENWOOD-BELLEVILLE (A)		7:47.24q	1(2)
	1) MUNOZ-LECHUGA, FABIAN JR	2) ALCORN, EVAN SR		
	3) BLANCO, VICENTE SR	4) BEAL, JOSH SR		
9	BRIAR CLIFF (A)		7:49.08	2(2)
	1) HANING, JOSH FR	2) THELEN, TOMMY SR		
	3) MCEVOY, CASEY JR	4) HEINRICHS, JOE JR		
10	DAKOTA STATE (A)		7:50.26	2(3)
	1) HARMING, CAMERON FR	2) DERR, ALEX FR		
	3) TEJADA, CLAUDIO SR	4) MOELLER, MARK SR		
11	GRACE (A)		7:50.71	1(3)
	1) REED, HUNTER SR	2) HOUVENER, TYLER JR		
	3) LANE, NATHAN JR	4) HALL, SAM SO		
12	DOANE (A)		7:50.99	4(3)
	1) APPEL, COLIN JR	2) HARSIN, TANNER FR		
	3) FLYNN, CHANDLER SO	4) VARELA, ALAN SO		
13	ST. FRANCIS (ILL.) (A)		7:51.51	2(4)
	1) LIMA, ALEX SO	2) SANCHEZ, AARON JR		
	3) ZAVALA, CHRIS SO	4) SANTILLO, JOEY SR		
14	ST. MARY (KAN.) (A)		7:54.90	4(4)
	1) ADAMS, MESHACH SR	2) JOHNSON, JERMIE JR		
	3) TYLL, MICHAEL JR	4) MICHAEL, TEGAN		
15	NORTHWESTERN (IOWA) (A)		7:55.08	1(4)
	1) BENZING, CALEB SO	2) NITZSCHE, BRYCE FR		
	3) CROWELL, SEAN FR	4) EPP, HANS JR		
16	AQUINAS (A)		7:56.14	4(5)
	1) CICHON, ADAM SR	2) HARAN, WILLIAM FR		
	3) MACGREGOR, MATTHEW FR	4) KUYTEN, GABRIEL SO		
17	YORK (NEB.) (A)		7:59.94	3(4)
	1) SWENSON, LEVI JR	2) MAGNER, CALEB JR		
	3) WYNN, KYLE FR	4) SORTER, CAMERON SO		
18	LEWIS-CLARK (A)		8:00.49	1(5)
	1) DAVIS, JOEY SR	2) STYNER, JESSE JR		
	3) CORNELOUP, GUILLAUME FR	4) BARRETT, NEHEMIAH SR		

# NAIA INDOOR TRACK & FIELD CHAMPIONSHIPS

Johnson City, TN  
David E. Walker Track at Gentry Field  
Weather: Indoor meet  
Host: Milligan College  
3/2/2017 - 3/4/2017

## MEET OFFICIALS

**Meet Director:**  
Chris Layne  
**Meet Referee:**  
Lawhorn, Messenger, Thuber  
**Timing:**  
www.cfpitiming.com



**OFFICIAL MEET REPORT**  
printed: 3/4/2017 5:49 PM

# RESULTS

## #22 Men's 4 x 800m Relay (cont'd)

6:00 PM (Day 1): (Top 1 per Heat + next 4 advance)

### Prelims

Pl	Team		Time	H(Pl)
19	CORNERSTONE (A)		8:01.15	2(5)
	1) FELDPAUSCH, ZACH JR	2) SILVEY, NATE FR		
	3) HOLLETT, DOUG SO	4) VROEGH, KEVIN JR		
20	MARIAN (IND.) (A)		8:03.60	3(5)
	1) BALL, CHANDLER JR	2) BRYANT, JAMES JR		
	3) TRETTER, BRYSON FR	4) SMITH, CONOR SO		
21	TENNESSEE WESLEYAN (A)		8:05.35	1(6)
	1) PAYTON, DARREN JR	2) ZACHARIOU, CHRISTOS FR		
	3) TUPPS, TJ FR	4) ANDREOU, MIKE FR		
22	COLUMBIA (MO.) (A)		8:05.97	4(6)
	1) LINE, TRAVIS FR	2) SANDER, DEVIN		
	3) UTHLAUT, GRANT FR	4) SLATER, ALEX		
23	GOSHEN (A)		8:11.55	2(6)
	1) GRABER, LUKE SR	2) MEDELLIN, ABE SO		
	3) RAWLINS, DARIUS SO	4) CRANSTON, STEVEN		
24	KANSAS WESLEYAN (A)		8:13.30	1(7)
	1) MADDOX, LUKE FR	2) SCHELIR, KEATON FR		
	3) RAMIREZ, SEBASTIAN SR	4) YOUNG, GARRETT SR		
25	DAVENPORT (A)		8:16.39	3(6)
	1) CLEMENS, CODEY FR	2) SISOVSKY, TRAVIS SR		
	3) DIAMOND, ZACH SO	4) HAAS, SHEM FR		
26	TAYLOR (A)		8:18.82	4(7)
	1) NOYES, WES JR	2) FILL, NATHAN FR		
	3) HARDEN, SETH SO	4) SMITH, HUNTER FR		
	MADONNA (A)		DNS	3
	1) POPYK, VINCENT FR	2) MERCIER, JOEY FR		
	3) COHAN, MATTHEW FR	4)		

## HEAT RESULTS

### Prelims


Pl	Team		Time
<b>Heat 1 of 4</b>			
1	CARDINAL STRITCH (A)		7:45.48q
	1) NAMOUS, JAMAL JR	2) MILLER, PHOENIX SR	
	3) KIPTUM, JONATHAN FR	4) HOLZMULLER, MAXIMILIAN FR	
2	LINDENWOOD-BELLEVILLE (A)		7:47.24q
	1) MUNOZ-LECHUGA, FABIAN JR	2) ALCORN, EVAN SR	
	3) BLANCO, VICENTE SR	4) BEAL, JOSH SR	
3	GRACE (A)		7:50.71

**NAIA INDOOR TRACK & FIELD CHAMPIONSHIPS**

Johnson City, TN  
 David E. Walker Track at Gentry Field  
 Weather: Indoor meet  
 Host: Milligan College  
 3/2/2017 - 3/4/2017

**MEET OFFICIALS**

**Meet Director:**  
 Chris Layne  
**Meet Referee:**  
 Lawhorn, Messenger, Thuber  
**Timing:**  
 www.cfpitiming.com



**OFFICIAL MEET REPORT**  
 printed: 3/4/2017 5:49 PM

**RESULTS****#22 Men's 4 x 800m Relay (cont'd)****Prelims**

Pl	Team	Time
5	LEWIS-CLARK (A) 1) REED, HUNTER SR 2) HOUVENER, TYLER JR 3) LANE, NATHAN JR 4) HALL, SAM SO	8:00.49
6	TENNESSEE WESLEYAN (A) 1) DAVIS, JOEY SR 2) STYNER, JESSE JR 3) CORNELOUP, GUILLAUME FR 4) BARRETT, NEHEMIAH SR	8:05.35
7	KANSAS WESLEYAN (A) 1) PAYTON, DARREN JR 2) ZACHARIOU, CHRISTOS FR 3) TUPPS, TJ FR 4) ANDREOU, MIKE FR	8:13.30
	<b>Heat 2 of 4</b>	
1	ROCKY MOUNTAIN (A) 1) MADDOX, LUKE FR 2) SCHELIR, KEATON FR 3) RAMIREZ, SEBASTIAN SR 4) YOUNG, GARRETT SR	7:45.93q
2	BRIAR CLIFF (A) 1) PETSCH, FRED SR 2) PETSCH, ISAAC FR 3) GIOVAGNOLI, CHRISTOPHER GINO 4) KOECH, BENSON	7:49.08
3	DAKOTA STATE (A) 1) HANING, JOSH FR 2) THELEN, TOMMY SR 3) MCEVOY, CASEY JR 4) HEINRICHS, JOE JR	7:50.26
4	ST. FRANCIS (ILL.) (A) 1) HARMING, CAMERON FR 2) DERR, ALEX FR 3) TEJADA, CLAUDIO SR 4) MOELLER, MARK SR	7:51.51
5	CORNERSTONE (A) 1) LIMA, ALEX SO 2) SANCHEZ, AARON JR 3) ZAVALA, CHRIS SO 4) SANTILLO, JOEY SR	8:01.15
6	GOSHEN (A) 1) FELDPAUSCH, ZACH JR 2) SILVEY, NATE FR 3) HOLLETT, DOUG SO 4) VROEGH, KEVIN JR	8:11.55
	<b>Heat 3 of 4</b>	
1	SIENA HEIGHTS (A) 1) GRABER, LUKE SR 2) MEDELLIN, ABE SO 3) RAWLINS, DARIUS SO 4) CRANSTON, STEVEN	7:38.36q
2	MORNINGSIDE (A) 1) VERMILYE, ANTHONY SR 2) VANWORMER, KYLER JR 3) MUESSIG, DOMINIC SR 4) RODDEN, BRENT SO	7:44.29q
3	WAYLAND BAPTIST (A) 1) GREEN, JACOB JR 2) SCHILTZ, DREW SR 3) DEVRIES, ALEC JR 4) HISER, KYLE SR	7:45.12q
4	YORK (NEB.) (A) 1) LOPEZ, IDAHIR FR 2) GONZALEZ, JOEY JR 3) BERHE, ADAM JR 4) HINDS, TRE SO	7:59.94

**NAIA INDOOR TRACK & FIELD CHAMPIONSHIPS**

Johnson City, TN  
 David E. Walker Track at Gentry Field  
 Weather: Indoor meet  
 Host: Milligan College  
 3/2/2017 - 3/4/2017

**MEET OFFICIALS**

**Meet Director:**  
 Chris Layne  
**Meet Referee:**  
 Lawhorn, Messenger, Thuber  
**Timing:**  
 www.cfpitiming.com



**OFFICIAL MEET REPORT**  
 printed: 3/4/2017 5:49 PM

**RESULTS****#22 Men's 4 x 800m Relay (cont'd)****Prelims**

Pl	Team	Time
6	1) SWENSON, LEVI JR 2) MAGNER, CALEB JR 3) WYNN, KYLE FR 4) SORTER, CAMERON SO DAVENPORT (A)	8:16.39
	1) CLEMENS, CODEY FR 2) SISOVSKY, TRAVIS SR 3) DIAMOND, ZACH SO 4) HAAS, SHEM FR MADONNA (A)	DNS
	1) POPYK, VINCENT FR 2) MERCIER, JOEY FR 3) COHAN, MATTHEW FR 4)	

**Heat 4 of 4**

1	1) INDIANA TECH (A) 1) ADAIR, MATT SR 2) MARROW, DEVON SR 3) BECKHAM, DEVONTA SO 4) RUNYAN, LUKE JR	7:44.97Q
2	1) INDIANA WESLEYAN (A) 1) OLSON, MICHAEL JR 2) STRATTON, NOAH JR 3) ELLENS, CHAD SO 4) NEIDECK, JOSHUA JR	7:45.83q
3	1) DOANE (A) 1) APPEL, COLIN JR 2) HARSIN, TANNER FR 3) FLYNN, CHANDLER SO 4) VARELA, ALAN SO	7:50.99
4	1) ST. MARY (KAN.) (A) 1) ADAMS, MESHACH SR 2) JOHNSON, JERMIE JR 3) TYLL, MICHAEL JR 4) MICHAEL, TEGAN	7:54.90
5	1) AQUINAS (A) 1) CICHON, ADAM SR 2) HARAN, WILLIAM FR 3) MACGREGOR, MATTHEW FR 4) KUYTEN, GABRIEL SO	7:56.14
6	1) COLUMBIA (MO.) (A) 1) LINE, TRAVIS FR 2) SANDER, DEVIN 3) UTHLAUT, GRANT FR 4) SLATER, ALEX	8:05.97
7	1) TAYLOR (A) 1) NOYES, WES JR 2) FILL, NATHAN FR 3) HARDEN, SETH SO 4) SMITH, HUNTER FR	8:18.82

**#24 Men's 4000m DMR**

Order is 1200, 400, 800, 1600

N	NAIA Championship	9:47.60	Z Boyd-Helm, J Olander, K Jorgensen, E	Southern Oregon	2014	
W	World Indoor	9:19.93	Centrowitz, Berry, Sowinski, Casey	Team USA	1/31/2015	New York, NY,
A	American Indoor	9:19.93	Centrowitz, Berry, Sowinski, Casey	Team USA	1/31/2015	New York, NY
C	Collegiate Indoor	9:25.97	Miller, Fortson, Hernandez, Manzano	Texas	2/16/2008	Fayetteville, AR




# NAIA INDOOR TRACK & FIELD CHAMPIONSHIPS

Johnson City, TN  
David E. Walker Track at Gentry Field  
Weather: Indoor meet  
Host: Milligan College  
3/2/2017 - 3/4/2017

## MEET OFFICIALS

**Meet Director:**  
Chris Layne  
**Meet Referee:**  
Lawhorn, Messenger, Thuber  
**Timing:**  
www.cfpitiming.com



**OFFICIAL MEET REPORT**  
printed: 3/4/2017 5:49 PM

# RESULTS

## #24 Men's 4000m DMR (cont'd)

4:40 PM (Day 3):

### Finals

Pl	Team		Time	Pts
	CARDINAL STRITCH (A)		9:59.67	10
1)	KIPTUM, JONATHAN FR	2)	MILLER, PHOENIX SR	
3)	MACK, SUPERVOID FR	4)	GARCIA, DANIEL JR	
	CORNERSTONE (A)		10:02.04	8
1)	DEBOER, JOEY SO	2)	BRINKS, JACOB FR	
3)	VROEGH, KEVIN JR	4)	DE YOUNG, COLIN FR	
	COLUMBIA (MO.) (A)		10:04.06	6
1)	SCHENCK, SETH JR	2)	FRITZ, ALEX FR	
3)	LINE, TRAVIS FR	4)	LAWSON, TYLER	
	DORDT (A)		10:08.60	5
1)	WENSINK, SAM SR	2)	ECKELS, JOSIAH SR	
3)	VANDER KOOI, NICK SR	4)	DRAKE, CALEB SR	
	ST. FRANCIS (ILL.) (A)		10:16.03	4
1)	BLAYLOCK, BRIAN JR	2)	LIMA, ALEX SO	
3)	PRINCIPATO, JOHN JR	4)	KNUDSEN, CAM SR	
	MARIAN (IND.) (A)		10:26.73	3
1)	MARTIN, PRESLEY JR	2)	MURRAY, AARON SO	
3)	OCASIO, GABRIEL JR	4)	HAAS, ISAAK SR	
	OLIVET NAZARENE (A)		10:27.18	2
1)	GABRIELE, TYLER JR	2)	OLIVA, MATT JR	
3)	MEEHAN, MATT FR	4)	BRASSARD, JEREMY SO	
	NORTHWESTERN (IOWA) (A)		10:40.10	1
1)	ROSE, TIM JR	2)	TE BRINK, LEVI JR	
3)	HOLLINGER, PETER SO	4)	GOETSCH, TANNER JR	

8:00 PM (Day 1): (Top 2 per Heat + next 4 advance)

### Prelims


Pl	Team		Time	H(Pl)
1	ST. FRANCIS (ILL.) (A)		10:04.80q	2(1)
1)	BLAYLOCK, BRIAN JR	2)	LIMA, ALEX SO	
3)	PRINCIPATO, JOHN JR	4)	KNUDSEN, CAM SR	
2	CORNERSTONE (A)		10:08.56q	2(2)
1)	DEBOER, JOEY SO	2)	BRINKS, JACOB FR	
3)	VROEGH, KEVIN JR	4)	DE YOUNG, COLIN FR	
3	DORDT (A)		10:09.06q	1(1)
1)	WENSINK, SAM SR	2)	BUMA, MICHAEL FR	
3)	VANDER KOOI, NICK SR	4)	DRAKE, CALEB SR	
4	NORTHWESTERN (IOWA) (A)		10:10.46q	2(3)
1)	ROSE, TIM JR	2)	TE BRINK, LEVI JR	
3)	HOLLINGER, PETER SO	4)	GOETSCH, TANNER JR	

# NAIA INDOOR TRACK & FIELD CHAMPIONSHIPS

Johnson City, TN  
David E. Walker Track at Gentry Field  
Weather: Indoor meet  
Host: Milligan College  
3/2/2017 - 3/4/2017

## MEET OFFICIALS

**Meet Director:**  
Chris Layne  
**Meet Referee:**  
Lawhorn, Messenger, Thuber  
**Timing:**  
www.cfpitiming.com



**OFFICIAL MEET REPORT**  
printed: 3/4/2017 5:49 PM

# RESULTS

## #24 Men's 4000m DMR (cont'd)

8:00 PM (Day 1): (Top 2 per Heat + next 4 advance)

### Prelims

Pl	Team		Time	H(Pl)
5	CARDINAL STRITCH (A)		10:10.56q	1(2)
	1) KIPTUM, JONATHAN FR	2) SIMPSON, DARRYL SR		
	3) NAMOUS, JAMAL JR	4) GARCIA, DANIEL JR		
6	MARIAN (IND.) (A)		10:11.07q	1(3)
	1) MARTIN, PRESLEY JR	2) MURRAY, AARON SO		
	3) OCASIO, GABRIEL JR	4) HAAS, ISAAK SR		
7	OLIVET NAZARENE (A)		10:12.99q	1(4)
	1) GABRIELE, TYLER JR	2) OLIVA, MATT JR		
	3) MEEHAN, MATT FR	4) BRASSARD, JEREMY SO		
8	COLUMBIA (MO.) (A)		10:14.33q	1(5)
	1) SCHENCK, SETH JR	2) FRITZ, ALEX FR		
	3) SKOSKY, TOMMY SR	4) LAWSON, TYLER		
9	TAYLOR (A)		10:17.14	2(4)
	1) BYRD, BEN SO	2) LACHER, SAM SO		
	3) SHELTON, KYLE JR	4) DYE, TANNER SR		
10	EASTERN OREGON (A)		10:17.23	2(5)
	1) NAVARRO, ALEX SO	2) WALLIN, JOSH SO		
	3) ZIMMERLY, DUSTIN FR	4) MORRELL III, THOMAS FR		
11	WESTMONT (A)		10:18.58	1(6)
	1) CONANT, MICHAEL FR	2) PEREZ ESPINO, PEDRO FR		
	3) HAMLIN, THOMAS JR	4) OLDACH, MICHAEL FR		
12	BETHEL (IND.) (A)		10:21.81	1(7)
	1) HERBERT, ANDRES SR	2) WOOD, NOAH JR		
	3) WIERSEMA, COLLIN JR	4) HARTMAN, JOEL SR		
13	SHAWNEE STATE (A)		10:22.38	2(6)
	1) FARMER, SETH FR	2) BARBER, A J JR		
	3) BLAIN, PARKER JR	4) ROSS, ADRIAN JR		
14	AQUINAS (A)		10:23.75	1(8)
	1) HARDING, GRAYSON FR	2) WILLIAMS, KYLE SO		
	3) BUNDY, ADAM SO	4) LAFAVE, ARIK FR		
15	SOUTHERN OREGON (A)		10:27.04	1(9)
	1) PAULK, AIDAN JR	2) QUARTEY, CEDRIC SR		
	3) FANELLI, GARY SR	4) ALEXANDER, RYAN FR		
16	CARROLL (A)		10:31.85	2(7)
	1) MULLENER, JOE FR	2) PENDERGAST, DANIEL SO		
	3) DUNLEY, JACK	4) HYATT, CHANCE SO		
17	BACONE (A)		10:52.56	2(8)
	1) ROA, EDUARDO SR	2) RICHARDSON, ANDRA SO		
	3) COLEMAN, ILIJAH FR	4) THOMAS, JACKSON SR		

**NAIA INDOOR TRACK & FIELD CHAMPIONSHIPS**

Johnson City, TN  
 David E. Walker Track at Gentry Field  
 Weather: Indoor meet  
 Host: Milligan College  
 3/2/2017 - 3/4/2017

**MEET OFFICIALS**

**Meet Director:**  
 Chris Layne  
**Meet Referee:**  
 Lawhorn, Messenger, Thuber  
**Timing:**  
 www.cfpitiming.com



**OFFICIAL MEET REPORT**  
 printed: 3/4/2017 5:49 PM

**RESULTS****#24 Men's 4000m DMR (cont'd)**

8:00 PM (Day 1): (Top 2 per Heat + next 4 advance)

**Prelims**

PI Team	Time	H(PI)
18 ROCKY MOUNTAIN (A)	10:59.37	2(9)
1) PETSCH, ISAAC FR		
2) GIOVAGNOLI, CHRISTOPHER GINO		
3) LOUGHRAN, EDDIE JR		
4) KETCHUM, SHANE FR		

**HEAT RESULTS****Prelims**

PI Team	Time
<b>Heat 1 of 2</b>	
1 DORDT (A)	10:09.06q
1) WENSINK, SAM SR	
2) BUMA, MICHAEL FR	
3) VANDER KOOI, NICK SR	
4) DRAKE, CALEB SR	
2 CARDINAL STRITCH (A)	10:10.56q
1) KIPTUM, JONATHAN FR	
2) SIMPSON, DARRYL SR	
3) NAMOUS, JAMAL JR	
4) GARCIA, DANIEL JR	
3 MARIAN (IND.) (A)	10:11.07q
1) MARTIN, PRESLEY JR	
2) MURRAY, AARON SO	
3) OCASIO, GABRIEL JR	
4) HAAS, ISAAK SR	
4 OLIVET NAZARENE (A)	10:12.99q
1) GABRIELE, TYLER JR	
2) OLIVA, MATT JR	
3) MEEHAN, MATT FR	
4) BRASSARD, JEREMY SO	
5 COLUMBIA (MO.) (A)	10:14.33q
1) SCHENCK, SETH JR	
2) FRITZ, ALEX FR	
3) SKOSKY, TOMMY SR	
4) LAWSON, TYLER	
6 WESTMONT (A)	10:18.58
1) CONANT, MICHAEL FR	
2) PEREZ ESPINO, PEDRO FR	
3) HAMLIN, THOMAS JR	
4) OLDACH, MICHAEL FR	
7 BETHEL (IND.) (A)	10:21.81
1) HERBERT, ANDRES SR	
2) WOOD, NOAH JR	
3) WIERSEMA, COLLIN JR	
4) HARTMAN, JOEL SR	
8 AQUINAS (A)	10:23.75
1) HARDING, GRAYSON FR	
2) WILLIAMS, KYLE SO	
3) BUNDY, ADAM SO	
4) LAFAVE, ARIK FR	
9 SOUTHERN OREGON (A)	10:27.04
1) PAULK, AIDAN JR	
2) QUARTEY, CEDRIC SR	
3) FANELLI, GARY SR	
4) ALEXANDER, RYAN FR	
<b>Heat 2 of 2</b>	
1 ST. FRANCIS (ILL.) (A)	10:04.80q
1) BLAYLOCK, BRIAN JR	
2) LIMA, ALEX SO	
3) PRINCIPATO, JOHN JR	
4) KNUDSEN, CAM SR	
2 CORNERSTONE (A)	10:08.56

Q

**NAIA INDOOR TRACK & FIELD CHAMPIONSHIPS**

Johnson City, TN  
 David E. Walker Track at Gentry Field  
 Weather: Indoor meet  
 Host: Milligan College  
 3/2/2017 - 3/4/2017

**MEET OFFICIALS**

**Meet Director:**  
 Chris Layne  
**Meet Referee:**  
 Lawhorn, Messenger, Thuber  
**Timing:**  
 www.cfpitiming.com



**OFFICIAL MEET REPORT**  
 printed: 3/4/2017 5:49 PM

**RESULTS****#24 Men's 4000m DMR (cont'd)****Prelims**

Pl	Team	Time
4	TAYLOR (A)	10:17.14
	1) DEBOER, JOEY SO	
	2) BRINKS, JACOB FR	
	3) VROEGH, KEVIN JR	
	4) DE YOUNG, COLIN FR	
5	EASTERN OREGON (A)	10:17.23
	1) BYRD, BEN SO	
	2) LACHER, SAM SO	
	3) SHELTON, KYLE JR	
	4) DYE, TANNER SR	
6	SHAWNEE STATE (A)	10:22.38
	1) NAVARRO, ALEX SO	
	2) WALLIN, JOSH SO	
	3) ZIMMERLY, DUSTIN FR	
	4) MORRELL III, THOMAS FR	
7	CARROLL (A)	10:31.85
	1) FARMER, SETH FR	
	2) BARBER, A J JR	
	3) BLAIN, PARKER JR	
	4) ROSS, ADRIAN JR	
8	BACONE (A)	10:52.56
	1) MULLENER, JOE FR	
	2) PENDERGAST, DANIEL SO	
	3) DUNLEY, JACK	
	4) HYATT, CHANCE SO	
9	ROCKY MOUNTAIN (A)	10:59.37
	1) ROA, EDUARDO SR	
	2) RICHARDSON, ANDRA SO	
	3) COLEMAN, ILIJAH FR	
	4) THOMAS, JACKSON SR	
	1) PETSCH, ISAAC FR	
	2) GIOVAGNOLI, CHRISTOPHER GINO	
	3) LOUGHRAN, EDDIE JR	
	4) KETCHUM, SHANE FR	

**#26 Men's High Jump**

**Progression- 1.96, 2.01, 2.04, 2.07, 2.10, 2.13, 2.16, 2.19, 2.22, 2.25**

Level	Mark	Name	Team	Year	Location
N	2.24m	Jason Howard	California Baptist	1998	
W	2.43m	Javier Sotomayor	CUB	3/4/1989	Budapest,
A	2.40m	Hollis Conway	Nike International	3/10/1991	Seville, Spain
C	2.37m	Hollis Conway	LA. Lafayette	3/11/1989	Indianapolis, IN

**2:00 PM (Day 2):**


Pl	Name	Yr	Team	Mark	2.01	2.04	2.07	2.10	2.13	2.16	2.19	2.22	2.25	Pts
1J	MCKEOWN, NATE	FR	AQUINAS	2.13m 6' 11 <sup>3</sup> / <sub>4</sub>										10
2J	HIGHTOWER, DAKARAI	JR	DOANE	2.10m 6' 10 <sup>3</sup> / <sub>4</sub>										8
3J	MOATS, JACOB	SR	DORDT	2.10m 6' 10 <sup>3</sup> / <sub>4</sub>										6
4J	COTA, ANTHONY	JR	WESTMONT	2.10m 6' 10 <sup>3</sup> / <sub>4</sub>										5
5J	NASH, JAKE	SR	HUNTINGTO	2.07m 6' 9 <sup>1</sup> / <sub>2</sub>										4
6J	KNIGHT, CORION	JR	FLORIDA ME	2.04m 6' 8 <sup>1</sup> / <sub>4</sub>										3
7J	MOFFITT, MICHAEL	SR	INDIANA WE	2.04m 6' 8 <sup>1</sup> / <sub>4</sub>										2
8J	ZITTERKOPF, ISAAC	SO	MIDAMERIC	2.04m 6' 8 <sup>1</sup> / <sub>4</sub>										1
9J	ELMORE, TRISTIN	FR	WILLIAM PE	2.01m 6' 7"										
9J	WILLIS, JUWAN	FR	SIENA HEIG	2.01m 6' 7"										
11J	VENTRY, JOE	SR	YORK (NEB.)	2.01m 6' 7"										
12J	LINNIN, CHRISTOPHER	SO	MCPHERSO	2.01m 6' 7"										
13J	BECKER, AUSTIN	FR	DOANE	1.96m 6' 5"										
14J	BELMONTES, EMIL	JR	MARIAN (IND)	1.96m 6' 5"										

# NAIA INDOOR TRACK & FIELD CHAMPIONSHIPS

Johnson City, TN  
David E. Walker Track at Gentry Field  
Weather: Indoor meet  
Host: Milligan College  
3/2/2017 - 3/4/2017

## MEET OFFICIALS

**Meet Director:**  
Chris Layne  
**Meet Referee:**  
Lawhorn, Messenger, Thuber  
**Timing:**  
www.cfpitiming.com



**OFFICIAL MEET REPORT**  
printed: 3/4/2017 5:49 PM

# RESULTS

## #26 Men's High Jump (cont'd)

2:00 PM (Day 2):

Pl Name	Yr Team	Mark	2.01	2.04	2.07	2.10	2.13	2.16	2.19	2.22	2.25	Pts
KOSTELECKY, KRISTOPHER	FR COLLEGE O	NH										

## #28 Men's Pole Vault

Progression-4.47, 4.62, 4.72, 4.77, 4.82, 4.87, 4.92, 4.97, 5.02, 5.07, 5.12, 5.17

N	NAIA Championship	5.74m	Billy Olson	Abilene Christ. (TX)	1982							
W	World Indoor	6.15m	Sergey Bubka	UKR	2/21/1993						Donets'k, Ukraine	
A	American Indoor	6.02m	Jeff Hartwig	Nike	3/10/2002						Atlanta, GA	
C	Collegiate Indoor	5.91m	Shawn Barber	Akron	3/13/2015						Fayetteville, AR	

1:15 PM (Day 3):

Pl Name	Yr Team	Mark	4.72	4.77	4.82	4.87	4.92	4.97	5.02	5.07	5.10	5.20	Pts
1J BELL, CURTIS	JR AQUINAS	5.10m 16' 8 <sup>3</sup> / <sub>4</sub>	PPP	O	PPP	O	PPP	O	XXO	PPP	XO	XXX	10
2J MCKENZIE, JUSTIN	JR INDIANA TE	4.92m 16' 1 <sup>3</sup> / <sub>4</sub>	PPP	O	PPP	XO	O	XXX					8
3J WIECHMAN, LUCAS	SR CONCORDIA	4.92m 16' 1 <sup>3</sup> / <sub>4</sub>	PPP	PPP	XXO	PPP	O	PPP	XXX				6
4J HOP, ART	JR MCPHERSO	4.92m 16' 1 <sup>3</sup> / <sub>4</sub>	O	PPP	O	PPP	XXO	XXX					5
5J KLEIN, ANDREW	JR DOANE	4.72m 15' 5 <sup>3</sup> / <sub>4</sub>	XO	PPP	XXX								4
6J BERZLEY, SCOTT	SO AQUINAS	4.72m 15' 5 <sup>3</sup> / <sub>4</sub>	XO	XXX									3
7J DEHAAN, JONATHAN	FR TAYLOR	4.72m 15' 5 <sup>3</sup> / <sub>4</sub>	XO	XXX									2

Pl Name	Yr Team	Mark	4.47	4.62	Pts
1J BELL, CURTIS	JR AQUINAS	(cont'd)	PPP	PPP	10
2J MCKENZIE, JUSTIN	JR INDIANA TE	(cont'd)	PPP	PPP	8
3J WIECHMAN, LUCAS	SR CONCORDIA	(cont'd)	PPP	PPP	6
5J KLEIN, ANDREW	JR DOANE	(cont'd)	PPP	PPP	4
8J OELKE, HOLDEN	SR DOANE	4.62m 15' 1 <sup>3</sup> / <sub>4</sub>	PPP	O	0.5
12J BROWN, ISAIAH	FR MIDLAND	4.47m 14' 8"	O	XXX	
12J KIMMITT, JARED	SR SIENA HEIG	4.47m 14' 8"	O	XXX	
12J AXLINE, DUSTIN	SO DOANE	4.47m 14' 8"	O	XXX	
15J BRADY, KEATON	SO CARROLL	4.47m 14' 8"	XXO	XXX	
FOX, DEON	SR CORNERST	NH	XXX		
HODGES, AARON	SR AQUINAS	NH	XXX		

## #30 Men's Long Jump

Top 9 + ties to the finals

N	NAIA Championship	7.88m	Mike Mitchell	Azusa Pacific	2004		
W	World Indoor	8.79m	Carl Lewis	USA	1/27/1984		New York, NY,
A	American Indoor	8.79m	Carl Lewis	Santa Monica T.C.	1/27/1984		New York, NY
C	Collegiate Indoor	8.59m	Miguel Pate	Alabama	3/1/2002		New York, NY

4:00 PM (Day 2):


Pl Name	Yr Team	Mark	Rnd 1	Rnd 2	Rnd 3	Rnd 4	Rnd 5	Rnd 6	F(Pl)	Pts
1 NILSSON MONTLER, THOBIA	FR KEISER UNI	7.61m 24' 11 <sup>3</sup> / <sub>4</sub>	7.37 (+0.0)	7.61 (+0.0)	FOUL	5.78 (+0.0)	7.40 (+0.0)	7.60 (+0.0)	1(1)	10
2 KNIGHT, CORION	JR FLORIDA ME	7.57m 24' 10"	7.57 (+0.0)	7.53 (+0.0)	7.36 (+0.0)	7.45 (+0.0)	7.27 (+0.0)	7.31 (+0.0)	2(1)	8
3 LINTZ, ISAIAH	SR INDIANA TE	7.52m 24' 8 <sup>1</sup> / <sub>4</sub>	7.44 (+0.0)	7.52 (+0.0)	7.33 (+0.0)	6.95 (+0.0)	7.28 (+0.0)	7.18 (+0.0)	1(2)	6
4 BOYD, LEON	JR WAYLAND B	7.43m 24' 4 <sup>1</sup> / <sub>2</sub>	7.28 (+0.0)	7.06 (+0.0)	7.32 (+0.0)	7.43 (+0.0)	7.36 (+0.0)	7.19 (+0.0)	1(3)	5
5 ROBINSON, KESHAWN	JR INDIANA TE	7.36m 24' 1 <sup>3</sup> / <sub>4</sub>	7.36 (+0.0)	PASS	PASS	PASS	PASS	PASS	2(2)	4
6 DIXON, ALAIN	JR INDIANA TE	7.33m 24' 0 <sup>3</sup> / <sub>4</sub>	6.74 (+0.0)	7.33 (+0.0)	4.98 (+0.0)	FOUL	7.18 (+0.0)	6.70 (+0.0)	2(3)	3

# NAIA INDOOR TRACK & FIELD CHAMPIONSHIPS

Johnson City, TN  
David E. Walker Track at Gentry Field  
Weather: Indoor meet  
Host: Milligan College  
3/2/2017 - 3/4/2017

## MEET OFFICIALS

**Meet Director:**  
Chris Layne  
**Meet Referee:**  
Lawhorn, Messenger, Thuber  
**Timing:**  
www.cfpitiming.com



**OFFICIAL MEET REPORT**  
printed: 3/4/2017 5:49 PM

# RESULTS

## #30 Men's Long Jump (cont'd)

4:00 PM (Day 2):

Pl	Name	Yr Team	Mark	Rnd 1	Rnd 2	Rnd 3	Rnd 4	Rnd 5	Rnd 6	F (Pl)	Pts
7	GARDNER, MARCELLION	JR MARIAN (IND)	7.10m 23' 3 1/2"	7.10 (+0.0)	FOUL	6.51 (+0.0)	FOUL	FOUL	FOUL	1(4)	2
8	LIGGINS, JAY	SO DICKINSON	7.05m 23' 1 3/4"	7.05 (+0.0)	FOUL	6.77 (+0.0)	6.98 (+0.0)	6.83 (+0.0)	6.80 (+0.0)	1(5)	1
9	BECK, DALEN	SR INDIANA WE	7.02m 23' 0 1/2"	6.78 (+0.0)	6.90 (+0.0)	7.02 (+0.0)	6.75 (+0.0)	6.48 (+0.0)	6.91 (+0.0)	2(4)	
10	BRIDGES, XAVIER	SO DOANE	6.97m 22' 10 1/2"	6.73 (+0.0)	6.97 (+0.0)	6.94 (+0.0)				1(6)	
10	ELMORE, TRISTIN	FR WILLIAM PE	6.97m 22' 10 1/2"	6.66 (+0.0)	6.97 (+0.0)	6.89 (+0.0)				2(5)	
12	HILD, SCOTT	SR DOANE	6.94m 22' 9 1/4"	6.94 (+0.0)	6.81 (+0.0)	6.48 (+0.0)				2(6)	
13	MANLEY, ZUHURI	SO OREGON TE	6.89m 22' 7 1/4"	6.85 (+0.0)	6.89 (+0.0)	6.64 (+0.0)				1(7)	
14	PARTEE, JORDAN	JR INDIANA TE	6.85m 22' 5 3/4"	FOUL	FOUL	6.85 (+0.0)				2(7)	
15	THOMPSON, ANTHONY	JR LINDSEY WI	6.83m 22' 5"	6.83 (+0.0)	FOUL	FOUL				2(8)	
16	JOHNSON, SCOTT	FR CONCORDIA	6.82m 22' 4 1/2"	FOUL	6.82 (+0.0)	6.72 (+0.0)				2(9)	
17	BROOKS, TIRRELL	SR GRACELAND	6.76m 22' 2 1/4"	FOUL	FOUL	6.76 (+0.0)				1(8)	
18	ROBINSON, CARRINGTON	SR INDIANA TE	6.75m 22' 1 3/4"	6.75 (+0.0)	6.56 (+0.0)	6.32 (+0.0)				2(10)	
19	JONES, RYAN	JR BETHEL (IND)	6.70m 21' 11 3/4"	6.70 (+0.0)	FOUL	FOUL				1(9)	
20	KEELING, HOLT	SO LINDSEY WI	6.68m 21' 11"	6.02 (+0.0)	6.68 (+0.0)	6.14 (+0.0)				1(10)	
21	FOX, PHILIP	SO BETHEL (IND)	6.61m 21' 8 1/4"	FOUL	FOUL	6.61 (+0.0)				1(11)	
22	SMITH, KEVIN	JR SPRING ARB	6.53m 21' 5 1/4"	6.53 (+0.0)	6.22 (+0.0)	6.32 (+0.0)				1(12)	
	HARRIS, K'LAN	JR LINDSEY WI	FOUL	FOUL	FOUL	FOUL				2	
	ZITTERKOPF, ISAAC	SO MIDAMERIC	FOUL	FOUL	FOUL	FOUL				2	

## FLIGHT RESULTS


Pl	Name	Yr Team	Mark	Rnd 1	Rnd 2	Rnd 3	Rnd 4	Rnd 5	Rnd 6	
<b>Flight 1 of 2</b>										
1	NILSSON MONTLER, THOBIA	FR KEISER UNI	7.61m 24' 11 3/4"	7.37 (+0.0)	7.61 (+0.0)	FOUL	5.78 (+0.0)	7.40 (+0.0)	7.60 (+0.0)	
2	LINTZ, ISAIAH	SR INDIANA TE	7.52m 24' 8 1/4"	7.44 (+0.0)	7.52 (+0.0)	7.33 (+0.0)	6.95 (+0.0)	7.28 (+0.0)	7.18 (+0.0)	
3	BOYD, LEON	JR WAYLAND B	7.43m 24' 4 1/2"	7.28 (+0.0)	7.06 (+0.0)	7.32 (+0.0)	7.43 (+0.0)	7.36 (+0.0)	7.19 (+0.0)	
4	GARDNER, MARCELLION	JR MARIAN (IND)	7.10m 23' 3 1/2"	7.10 (+0.0)	FOUL	6.51 (+0.0)	FOUL	FOUL	FOUL	
5	LIGGINS, JAY	SO DICKINSON	7.05m 23' 1 3/4"	7.05 (+0.0)	FOUL	6.77 (+0.0)	6.98 (+0.0)	6.83 (+0.0)	6.80 (+0.0)	
6	BRIDGES, XAVIER	SO DOANE	6.97m 22' 10 1/2"	6.73 (+0.0)	6.97 (+0.0)	6.94 (+0.0)				
7	MANLEY, ZUHURI	SO OREGON TE	6.89m 22' 7 1/4"	6.85 (+0.0)	6.89 (+0.0)	6.64 (+0.0)				
8	BROOKS, TIRRELL	SR GRACELAND	6.76m 22' 2 1/4"	FOUL	FOUL	6.76 (+0.0)				
9	JONES, RYAN	JR BETHEL (IND)	6.70m 21' 11 3/4"	6.70 (+0.0)	FOUL	FOUL				
10	KEELING, HOLT	SO LINDSEY WI	6.68m 21' 11"	6.02 (+0.0)	6.68 (+0.0)	6.14 (+0.0)				
11	FOX, PHILIP	SO BETHEL (IND)	6.61m 21' 8 1/4"	FOUL	FOUL	6.61 (+0.0)				
12	SMITH, KEVIN	JR SPRING ARB	6.53m 21' 5 1/4"	6.53 (+0.0)	6.22 (+0.0)	6.32 (+0.0)				
<b>Flight 2 of 2</b>										
1	KNIGHT, CORION	JR FLORIDA ME	7.57m 24' 10"	7.57 (+0.0)	7.53 (+0.0)	7.36 (+0.0)	7.45 (+0.0)	7.27 (+0.0)	7.31 (+0.0)	
2	ROBINSON, KESHAWN	JR INDIANA TE	7.36m 24' 1 3/4"	7.36 (+0.0)	PASS	PASS	PASS	PASS	PASS	
3	DIXON, ALAIN	JR INDIANA TE	7.33m 24' 0 3/4"	6.74 (+0.0)	7.33 (+0.0)	4.98 (+0.0)	FOUL	7.18 (+0.0)	6.70 (+0.0)	
4	BECK, DALEN	SR INDIANA WE	7.02m 23' 0 1/2"	6.78 (+0.0)	6.90 (+0.0)	7.02 (+0.0)	6.75 (+0.0)	6.48 (+0.0)	6.91 (+0.0)	
5	ELMORE, TRISTIN	FR WILLIAM PE	6.97m 22' 10 1/2"	6.66 (+0.0)	6.97 (+0.0)	6.89 (+0.0)				
6	HILD, SCOTT	SR DOANE	6.94m 22' 9 1/4"	6.94 (+0.0)	6.81 (+0.0)	6.48 (+0.0)				
7	PARTEE, JORDAN	JR INDIANA TE	6.85m 22' 5 3/4"	FOUL	FOUL	6.85 (+0.0)				
8	THOMPSON, ANTHONY	JR LINDSEY WI	6.83m 22' 5"	6.83 (+0.0)	FOUL	FOUL				
9	JOHNSON, SCOTT	FR CONCORDIA	6.82m 22' 4 1/2"	FOUL	6.82 (+0.0)	6.72 (+0.0)				
10	ROBINSON, CARRINGTON	SR INDIANA TE	6.75m 22' 1 3/4"	6.75 (+0.0)	6.56 (+0.0)	6.32 (+0.0)				

# NAIA INDOOR TRACK & FIELD CHAMPIONSHIPS

Johnson City, TN  
 David E. Walker Track at Gentry Field  
 Weather: Indoor meet  
 Host: Milligan College  
 3/2/2017 - 3/4/2017

## MEET OFFICIALS

**Meet Director:**  
 Chris Layne  
**Meet Referee:**  
 Lawhorn, Messenger, Thuber  
**Timing:**  
 www.cfpitiming.com



**OFFICIAL MEET REPORT**  
 printed: 3/4/2017 5:49 PM

# RESULTS

## #30 Men's Long Jump (cont'd)

Pl	Name	Yr Team	Mark	Rnd 1	Rnd 2	Rnd 3	Rnd 4	Rnd 5	Rnd 6
	HARRIS, K'LAN	JR LINDSEY WI	FOUL	FOUL	FOUL	FOUL			
	ZITTERKOPF, ISAAC	SO MIDAMERIC	FOUL	FOUL	FOUL				

## #32 Men's Triple Jump

### Top 9 + ties to the finals

N	NAIA Championship	16.67m	Paul Emordi	Texas Southern	1985		
W	World Indoor	17.90m	Teddy Tamgho	FRA	3/14/2010	Paris, France	
A	American Indoor	17.76m	Mike Conley	Tyson T.C.	1/27/1987	New York, NY	
C	Collegiate Indoor	17.50m	Charlie Simpkins	Baptist	1/17/1986	Los Angeles, CA	

### 1:30 PM (Day 3):

Pl	Name	Yr Team	Mark	Rnd 1	Rnd 2	Rnd 3	Rnd 4	Rnd 5	Rnd 6	F(Pl)	Pts
1	BOYD, LEON	JR WAYLAND B	15.47m 50' 9 <sup>1</sup> / <sub>4</sub>	15.47 (+0.0)	PASS	14.24 (+0.0)	14.67 (+0.0)	PASS	14.89 (+0.0)	2(1)	10
2	DIXON, ALAIN	JR INDIANA TE	14.80m 48' 6 <sup>3</sup> / <sub>4</sub>	14.40 (+0.0)	14.76 (+0.0)	14.72 (+0.0)	FOUL	14.80 (+0.0)	14.76 (+0.0)	2(2)	8
3	MILLER, DE'ANDRE	JR DOANE	14.66m 48' 1 <sup>1</sup> / <sub>4</sub>	14.16 (+0.0)	13.31 (+0.0)	14.31 (+0.0)	13.86 (+0.0)	14.20 (+0.0)	14.66 (+0.0)	3(1)	6
4	SHELL, CEDRIC	JR GRACELAND	14.47m 47' 5 <sup>3</sup> / <sub>4</sub>	14.47 (+0.0)	FOUL	FOUL	FOUL	FOUL	FOUL	3(2)	5
5	KUSENA, SHINGAI	JR DOANE	14.46m 47' 5 <sup>1</sup> / <sub>4</sub>	FOUL	14.15 (+0.0)	14.28 (+0.0)	FOUL	14.46 (+0.0)	FOUL	2(3)	4
6	DAVIS, JRYI	JR POINT PARK	14.44m 47' 4 <sup>1</sup> / <sub>2</sub>	13.72 (+0.0)	14.44 (+0.0)	FOUL	14.30 (+0.0)	FOUL	14.28 (+0.0)	1(1)	3
7	LEWIS, MICHAEL	SR MIDAMERIC	14.42m 47' 3 <sup>3</sup> / <sub>4</sub>	14.21 (+0.0)	14.42 (+0.0)	13.19 (+0.0)	14.38 (+0.0)	FOUL	14.12 (+0.0)	2(4)	2
8	PATRICK, DONTAVIOUS	FR VOORHEES	14.35m 47' 1"	13.91 (+0.0)	13.95 (+0.0)	14.35 (+0.0)	14.26 (+0.0)	FOUL	14.11 (+0.0)	3(3)	1
9	BARNES, JEREMI	FR AVILA	14.29m 46' 10 <sup>3</sup> / <sub>4</sub>	13.95 (+0.0)	14.29 (+0.0)	13.90 (+0.0)	FOUL	13.25 (+0.0)	13.74 (+0.0)	2(5)	
10	GIBBS, ROMEO	FR MILLIGAN	14.16m 46' 5 <sup>1</sup> / <sub>2</sub>	FOUL	14.01 (+0.0)	14.16 (+0.0)				3(4)	
11	STANTON, TY	FR DICKINSON	14.15m 46' 5 <sup>1</sup> / <sub>4</sub>	14.15 (+0.0)	12.82 (+0.0)	13.76 (+0.0)				3(5)	
12	VENTRY, JOE	SR YORK (NEB.)	14.14m 46' 4 <sup>3</sup> / <sub>4</sub>	13.63 (+0.0)	12.62 (+0.0)	14.14 (+0.0)				1(2)	
13	CLAYTON, MARLON	SR MCPHERSO	14.09m 46' 2 <sup>3</sup> / <sub>4</sub>	14.08 (+0.0)	12.43 (+0.0)	14.09 (+0.0)				1(3)	
14	IRVING, DONTE	FR WAYLAND B	14.07m 46' 2"	FOUL	14.07 (+0.0)	FOUL				2(6)	
15	LINTZ, ISAAH	SR INDIANA TE	14.05m 46' 1 <sup>1</sup> / <sub>4</sub>	13.73 (+0.0)	13.71 (+0.0)	14.05 (+0.0)				1(4)	
16	AIKINS, AKWASI	FR ST. FRANCIS	14.00m 45' 11 <sup>1</sup> / <sub>4</sub>	14.00 (+0.0)	13.97 (+0.0)	FOUL				1(5)	
17	THOMPSON, ANTHONY	JR LINDSEY WI	13.95m 45' 9 <sup>1</sup> / <sub>4</sub>	12.36 (+0.0)	13.95 (+0.0)	13.95 (+0.0)				1(6)	
18	DUNN, ALIJAH	FR MILLIGAN	13.83m 45' 4 <sup>1</sup> / <sub>2</sub>	FOUL	FOUL	13.83 (+0.0)				2(7)	
19	HUDSON, CHRISTOPHER	SR WEBBER	13.77m 45' 2 <sup>1</sup> / <sub>4</sub>	13.23 (+0.0)	13.70 (+0.0)	13.77 (+0.0)				1(7)	
20	PARTEE, JORDAN	JR INDIANA TE	13.76m 45' 1 <sup>3</sup> / <sub>4</sub>	13.76 (+0.0)	13.71 (+0.0)	FOUL				2(8)	
21	FERGUSON, TONS	FR MILLIGAN	13.69m 44' 11"	FOUL	FOUL	13.69 (+0.0)				1(8)	
22	LIGGINS, JAY	SO DICKINSON	13.40m 43' 11 <sup>3</sup> / <sub>4</sub>	13.40 (+0.0)	FOUL	12.37 (+0.0)				3(6)	
23	ARNOLD, HENRY	FR DOANE	13.38m 43' 10 <sup>3</sup> / <sub>4</sub>	FOUL	FOUL	13.38 (+0.0)				3(7)	
24	CARTER, TYLER	FR POINT PARK	12.45m 40' 10 <sup>1</sup> / <sub>4</sub>	FOUL	FOUL	12.45 (+0.0)				3(8)	
	ZITTERKOPF, ISAAC	SO MIDAMERIC	FOUL	FOUL	FOUL	FOUL				1	

## FLIGHT RESULTS

Pl	Name	Yr Team	Mark	Rnd 1	Rnd 2	Rnd 3	Rnd 4	Rnd 5	Rnd 6	
<b>Flight 1 of 3</b>										
1	DAVIS, JRYI	JR POINT PARK	14.44m 47' 4 <sup>1</sup> / <sub>2</sub>	13.72 (+0.0)	14.44 (+0.0)	FOUL	14.30 (+0.0)	FOUL	14.28 (+0.0)	
2	VENTRY, JOE	SR YORK (NEB.)	14.14m 46' 4 <sup>3</sup> / <sub>4</sub>	13.63 (+0.0)	12.62 (+0.0)	14.14 (+0.0)				
3	CLAYTON, MARLON	SR MCPHERSO	14.09m 46' 2 <sup>3</sup> / <sub>4</sub>	14.08 (+0.0)	12.43 (+0.0)	14.09 (+0.0)				
4	LINTZ, ISAAH	SR INDIANA TE	14.05m 46' 1 <sup>1</sup> / <sub>4</sub>	13.73 (+0.0)	13.71 (+0.0)	14.05 (+0.0)				
5	AIKINS, AKWASI	FR ST. FRANCIS	14.00m 45' 11 <sup>1</sup> / <sub>4</sub>	14.00 (+0.0)	13.97 (+0.0)	FOUL				
6	THOMPSON, ANTHONY	JR LINDSEY WI	13.95m 45' 9 <sup>1</sup> / <sub>4</sub>	12.36 (+0.0)	13.95 (+0.0)	13.95 (+0.0)				
7	HUDSON, CHRISTOPHER	SR WEBBER	13.77m 45' 2 <sup>1</sup> / <sub>4</sub>	13.23 (+0.0)	13.70 (+0.0)	13.77 (+0.0)				



# NAIA INDOOR TRACK & FIELD CHAMPIONSHIPS

Johnson City, TN  
David E. Walker Track at Gentry Field  
Weather: Indoor meet  
Host: Milligan College  
3/2/2017 - 3/4/2017

## MEET OFFICIALS

**Meet Director:**  
Chris Layne  
**Meet Referee:**  
Lawhorn, Messenger, Thuber  
**Timing:**  
www.cfpitiming.com



**OFFICIAL MEET REPORT**  
printed: 3/4/2017 5:49 PM

# RESULTS

## #32 Men's Triple Jump (cont'd)

Pl	Name	Yr Team	Mark	Rnd 1	Rnd 2	Rnd 3	Rnd 4	Rnd 5	Rnd 6
8	FERGUSON, TONS	FR MILLIGAN	13.69m 44' 11"	FOUL	FOUL	13.69 (+0.0)			
	ZITTERKOPF, ISAAC	SO MIDAMERIC	FOUL	FOUL	FOUL				
<b>Flight 2 of 3</b>									
1	BOYD, LEON	JR WAYLAND B	15.47m 50' 9 <sup>1</sup> / <sub>4</sub>	15.47 (+0.0)	PASS	14.24 (+0.0)	14.67 (+0.0)	PASS	14.89 (+0.0)
2	DIXON, ALAIN	JR INDIANA TE	14.80m 48' 6 <sup>3</sup> / <sub>4</sub>	14.40 (+0.0)	14.76 (+0.0)	14.72 (+0.0)	FOUL	14.80 (+0.0)	14.76 (+0.0)
3	KUSENA, SHINGAI	JR DOANE	14.46m 47' 5 <sup>1</sup> / <sub>4</sub>	FOUL	14.15 (+0.0)	14.28 (+0.0)	FOUL	14.46 (+0.0)	FOUL
4	LEWIS, MICHAEL	SR MIDAMERIC	14.42m 47' 3 <sup>3</sup> / <sub>4</sub>	14.21 (+0.0)	14.42 (+0.0)	13.19 (+0.0)	14.38 (+0.0)	FOUL	14.12 (+0.0)
5	BARNES, JEREMI	FR AVILA	14.29m 46' 10 <sup>3</sup> / <sub>4</sub>	13.95 (+0.0)	14.29 (+0.0)	13.90 (+0.0)	FOUL	13.25 (+0.0)	13.74 (+0.0)
6	IRVING, DONTE	FR WAYLAND B	14.07m 46' 2"	FOUL	14.07 (+0.0)	FOUL			
7	DUNN, ALIJAH	FR MILLIGAN	13.83m 45' 4 <sup>1</sup> / <sub>2</sub>	FOUL	FOUL	13.83 (+0.0)			
8	PARTEE, JORDAN	JR INDIANA TE	13.76m 45' 1 <sup>3</sup> / <sub>4</sub>	13.76 (+0.0)	13.71 (+0.0)	FOUL			
<b>Flight 3 of 3</b>									
1	MILLER, DE'ANDRE	JR DOANE	14.66m 48' 1 <sup>1</sup> / <sub>4</sub>	14.16 (+0.0)	13.31 (+0.0)	14.31 (+0.0)	13.86 (+0.0)	14.20 (+0.0)	14.66 (+0.0)
2	SHELL, CEDRIC	JR GRACELAND	14.47m 47' 5 <sup>3</sup> / <sub>4</sub>	14.47 (+0.0)	FOUL	FOUL	FOUL	FOUL	FOUL
3	PATRICK, DONTAVIOUS	FR VOORHEES	14.35m 47' 1"	13.91 (+0.0)	13.95 (+0.0)	14.35 (+0.0)	14.26 (+0.0)	FOUL	14.11 (+0.0)
4	GIBBS, ROMEO	FR MILLIGAN	14.16m 46' 5 <sup>1</sup> / <sub>2</sub>	FOUL	14.01 (+0.0)	14.16 (+0.0)			
5	STANTON, TY	FR DICKINSON	14.15m 46' 5 <sup>1</sup> / <sub>4</sub>	14.15 (+0.0)	12.82 (+0.0)	13.76 (+0.0)			
6	LIGGINS, JAY	SO DICKINSON	13.40m 43' 11 <sup>3</sup> / <sub>4</sub>	13.40 (+0.0)	FOUL	12.37 (+0.0)			
7	ARNOLD, HENRY	FR DOANE	13.38m 43' 10 <sup>3</sup> / <sub>4</sub>	FOUL	FOUL	13.38 (+0.0)			
8	CARTER, TYLER	FR POINT PARK	12.45m 40' 10 <sup>1</sup> / <sub>4</sub>	FOUL	FOUL	12.45 (+0.0)			

## #34 Men's Shot Put

### Top 9 + ties to the finals

N	NAIA Championship	19.44m	Ade Olukoju	Azusa Pacific	1990		
W	World Indoor	22.66m	Randy Barnes	USA	2/20/1989	Los Angeles, CA,	
A	American Indoor	22.66m	Randy Barnes	Mazda T. C.	1/20/1989	Los Angeles, CA	
C	Collegiate Indoor	21.73m	Ryan Crouser	Texas	2/27/2016	Ames, IA	

### 1:00 PM (Day 3):

Pl	Name	Yr Team	Mark	Rnd 1	Rnd 2	Rnd 3	Rnd 4	Rnd 5	Rnd 6	F(Pl)	Pts
1	LURZ, ZACHARY	SR CONCORDIA	17.85m 58' 7"	16.66 (+0.0)	FOUL	17.85 (+0.0)	FOUL	FOUL	16.97 (+0.0)	2(1)	10
2	BRITAIN, ZACH	SO DOANE	17.47m 57' 4"	16.46 (+0.0)	16.30 (+0.0)	16.42 (+0.0)	16.92 (+0.0)	FOUL	17.47 (+0.0)	2(2)	8
3	WELLINGTON, ALEX	JR HASTINGS	17.46m 57' 3 <sup>3</sup> / <sub>4</sub>	FOUL	16.62 (+0.0)	17.28 (+0.0)	FOUL	17.46 (+0.0)	FOUL	2(3)	6
4	STUART, MALIK	JR INDIANA TE	17.27m 56' 8 <sup>1</sup> / <sub>4</sub>	16.70 (+0.0)	15.64 (+0.0)	17.27 (+0.0)	FOUL	FOUL	FOUL	2(4)	5
5	SABATA, SETH	SO MIDLAND	16.62m 54' 6 <sup>1</sup> / <sub>2</sub>	16.31 (+0.0)	16.62 (+0.0)	FOUL	16.15 (+0.0)	FOUL	FOUL	1(1)	4
6	MITCHELL, KYLE	SR ST. FRANCIS	16.40m 53' 10"	15.44 (+0.0)	16.40 (+0.0)	15.69 (+0.0)	15.64 (+0.0)	15.84 (+0.0)	16.18 (+0.0)	1(2)	3
7	RILEY, NATHAN	SO INDIANA TE	16.35m 53' 8"	15.48 (+0.0)	16.35 (+0.0)	14.80 (+0.0)	15.48 (+0.0)	14.69 (+0.0)	13.99 (+0.0)	1(3)	2
8	JUDSON, GRANT	SR OLIVET NAZ	16.24m 53' 3 <sup>3</sup> / <sub>4</sub>	FOUL	15.34 (+0.0)	15.86 (+0.0)	FOUL	16.24 (+0.0)	15.63 (+0.0)	1(4)	1
9	EMTER, CHRIS	JR CARROLL	16.09m 52' 9 <sup>3</sup> / <sub>4</sub>	15.31 (+0.0)	15.31 (+0.0)	15.52 (+0.0)	15.76 (+0.0)	16.09 (+0.0)	15.67 (+0.0)	2(5)	
10	JONES, WILL	JR DAVENPORT	15.47m 50' 9 <sup>1</sup> / <sub>4</sub>	15.43 (+0.0)	15.47 (+0.0)	FOUL				2(6)	
11	KREUTZER, PHILIP	SR CONCORDIA	15.39m 50' 6 <sup>1</sup> / <sub>4</sub>	15.39 (+0.0)	FOUL	FOUL				1(5)	
12	VOLLRATH, BRYCE	FR OLIVET NAZ	15.38m 50' 5 <sup>3</sup> / <sub>4</sub>	FOUL	15.33 (+0.0)	15.38 (+0.0)				1(6)	
13	SEDDON, DEREK	SR WILLIAM PE	15.36m 50' 5"	FOUL	15.36 (+0.0)	FOUL				1(7)	
14	SOVIK, MITCHELL	SO MOUNT VER	15.35m 50' 4 <sup>1</sup> / <sub>2</sub>	14.14 (+0.0)	FOUL	15.35 (+0.0)				1(8)	
14	NICHOLS, ALEX	SR RIO GRAND	15.35m 50' 4 <sup>1</sup> / <sub>2</sub>	14.53 (+0.0)	FOUL	15.35 (+0.0)				2(7)	
16	BOELLSTORFF, CODY	SR CONCORDIA	15.26m 50' 1"	14.75 (+0.0)	14.91 (+0.0)	15.26 (+0.0)				1(9)	
17	COSTON, JOSH	FR DAVENPORT	15.15m 49' 8 <sup>3</sup> / <sub>4</sub>	15.06 (+0.0)	15.15 (+0.0)	FOUL				2(8)	
18	BERRECKMAN, BEN	JR DOANE	15.08m 49' 6"	15.08 (+0.0)	FOUL	FOUL				1(10)	




# NAIA INDOOR TRACK & FIELD CHAMPIONSHIPS

Johnson City, TN  
David E. Walker Track at Gentry Field  
Weather: Indoor meet  
Host: Milligan College  
3/2/2017 - 3/4/2017

## MEET OFFICIALS

**Meet Director:**  
Chris Layne  
**Meet Referee:**  
Lawhorn, Messenger, Thuber  
**Timing:**  
www.cfpitiming.com



**OFFICIAL MEET REPORT**  
printed: 3/4/2017 5:49 PM

# RESULTS

## #34 Men's Shot Put (cont'd)

1:00 PM (Day 3):

Pl Name	Yr Team	Mark	Rnd 1	Rnd 2	Rnd 3	Rnd 4	Rnd 5	Rnd 6	F(Pl)	Pts
19 STEELE, RAY	FR WILLIAM WO	15.06m 49' 5 1/4	15.06 (+0.0)	FOUL	14.75 (+0.0)					1(11)
20 LYNCH, DANIEL	SO WEST VIRGI	14.89m 48' 10 1/2	14.72 (+0.0)	FOUL	14.89 (+0.0)					2(9)
21 SNYDER, AUSTIN	FR CUMBERLA	14.82m 48' 7 3/4	14.26 (+0.0)	FOUL	14.82 (+0.0)					2(10)
22 PIATEK, JOHN	SO AQUINAS	14.14m 46' 5"	FOUL	FOUL	14.14 (+0.0)					2(11)
23 OSTRANDER, KYLE	SR BETHEL (IND)	13.75m 45' 1 1/2	13.75 (+0.0)	FOUL	FOUL					2(12)

## FLIGHT RESULTS

Pl Name	Yr Team	Mark	Rnd 1	Rnd 2	Rnd 3	Rnd 4	Rnd 5	Rnd 6	
<b>Flight 1 of 2</b>									
1 SABATA, SETH	SO MIDLAND	16.62m 54' 6 1/2	16.31 (+0.0)	16.62 (+0.0)	FOUL	16.15 (+0.0)	FOUL	FOUL	
2 MITCHELL, KYLE	SR ST. FRANCIS	16.40m 53' 10"	15.44 (+0.0)	16.40 (+0.0)	15.69 (+0.0)	15.64 (+0.0)	15.84 (+0.0)	16.18 (+0.0)	
3 RILEY, NATHAN	SO INDIANA TE	16.35m 53' 8"	15.48 (+0.0)	16.35 (+0.0)	14.80 (+0.0)	15.48 (+0.0)	14.69 (+0.0)	13.99 (+0.0)	
4 JUDSON, GRANT	SR OLIVET NAZ	16.24m 53' 3 3/4	FOUL	15.34 (+0.0)	15.86 (+0.0)	FOUL	16.24 (+0.0)	15.63 (+0.0)	
5 KREUTZER, PHILIP	SR CONCORDIA	15.39m 50' 6 1/4	15.39 (+0.0)	FOUL	FOUL				
6 VOLLRATH, BRYCE	FR OLIVET NAZ	15.38m 50' 5 3/4	FOUL	15.33 (+0.0)	15.38 (+0.0)				
7 SEDDON, DEREK	SR WILLIAM PE	15.36m 50' 5"	FOUL	15.36 (+0.0)	FOUL				
8 SOVIK, MITCHELL	SO MOUNT VER	15.35m 50' 4 1/2	14.14 (+0.0)	FOUL	15.35 (+0.0)				
9 BOELLSTORFF, CODY	SR CONCORDIA	15.26m 50' 1"	14.75 (+0.0)	14.91 (+0.0)	15.26 (+0.0)				
10 BERRECKMAN, BEN	JR DOANE	15.08m 49' 6"	15.08 (+0.0)	FOUL	FOUL				
11 STEELE, RAY	FR WILLIAM WO	15.06m 49' 5 1/4	15.06 (+0.0)	FOUL	14.75 (+0.0)				
<b>Flight 2 of 2</b>									
1 LURZ, ZACHARY	SR CONCORDIA	17.85m 58' 7"	16.66 (+0.0)	FOUL	17.85 (+0.0)	FOUL	FOUL	16.97 (+0.0)	
2 BRITAIN, ZACH	SO DOANE	17.47m 57' 4"	16.46 (+0.0)	16.30 (+0.0)	16.42 (+0.0)	16.92 (+0.0)	FOUL	17.47 (+0.0)	
3 WELLINGTON, ALEX	JR HASTINGS	17.46m 57' 3 3/4	FOUL	16.62 (+0.0)	17.28 (+0.0)	FOUL	17.46 (+0.0)	FOUL	
4 STUART, MALIK	JR INDIANA TE	17.27m 56' 8 1/4	16.70 (+0.0)	15.64 (+0.0)	17.27 (+0.0)	FOUL	FOUL	FOUL	
5 EMTER, CHRIS	JR CARROLL	16.09m 52' 9 3/4	15.31 (+0.0)	15.31 (+0.0)	15.52 (+0.0)	15.76 (+0.0)	16.09 (+0.0)	15.67 (+0.0)	
6 JONES, WILL	JR DAVENPORT	15.47m 50' 9 1/4	15.43 (+0.0)	15.47 (+0.0)	FOUL				
7 NICHOLS, ALEX	SR RIO GRAND	15.35m 50' 4 1/2	14.53 (+0.0)	FOUL	15.35 (+0.0)				
8 COSTON, JOSH	FR DAVENPORT	15.15m 49' 8 3/4	15.06 (+0.0)	15.15 (+0.0)	FOUL				
9 LYNCH, DANIEL	SO WEST VIRGI	14.89m 48' 10 1/2	14.72 (+0.0)	FOUL	14.89 (+0.0)				
10 SNYDER, AUSTIN	FR CUMBERLA	14.82m 48' 7 3/4	14.26 (+0.0)	FOUL	14.82 (+0.0)				
11 PIATEK, JOHN	SO AQUINAS	14.14m 46' 5"	FOUL	FOUL	14.14 (+0.0)				
12 OSTRANDER, KYLE	SR BETHEL (IND)	13.75m 45' 1 1/2	13.75 (+0.0)	FOUL	FOUL				

## #36 Men's Weight Throw

Top 9 + ties to the finals

N	NAIA Championship	21.31m	Gabe Wickham	Hasting (NE)	3/10/2012	
A	American Indoor	25.86m	Lance Deal	New York A. C.	3/4/1995	Atlanta, GA
C	Collegiate Indoor	25.58m	Michael Lihman	Wisconsin	2/28/2015	Geneva, OH

12:00 PM (Day 2):

Pl Name	Yr Team	Mark	Rnd 1	Rnd 2	Rnd 3	Rnd 4	Rnd 5	Rnd 6	F(Pl)	Pts
1 BOELLSTORFF, CODY	SR CONCORDIA	20.65m 67' 9 1/4	20.65 (+0.0)	FOUL	19.43 (+0.0)	20.48 (+0.0)	FOUL	FOUL	3(1)	10
2 ESCOBEDO, ERIK	JR BETHEL (IND)	19.88m 65' 3"	18.91 (+0.0)	FOUL	FOUL	19.33 (+0.0)	19.88 (+0.0)	19.85 (+0.0)	3(2)	8
3 LURZ, ZACHARY	SR CONCORDIA	19.49m 63' 11 1/2	18.41 (+0.0)	19.04 (+0.0)	19.06 (+0.0)	19.49 (+0.0)	FOUL	FOUL	2(1)	6
4 WELLINGTON, ALEX	JR HASTINGS	19.45m 63' 10"	18.27 (+0.0)	FOUL	18.46 (+0.0)	19.45 (+0.0)	FOUL	FOUL	2(2)	5
5 SEDDON, DEREK	SR WILLIAM PE	19.01m 62' 4 3/4	19.01 (+0.0)	FOUL	18.41 (+0.0)	17.78 (+0.0)	FOUL	18.84 (+0.0)	3(3)	4


DirectAthletics MeetPro 33

# NAIA INDOOR TRACK & FIELD CHAMPIONSHIPS

Johnson City, TN  
David E. Walker Track at Gentry Field  
Weather: Indoor meet  
Host: Milligan College  
3/2/2017 - 3/4/2017

## MEET OFFICIALS

**Meet Director:**  
Chris Layne  
**Meet Referee:**  
Lawhorn, Messenger, Thuber  
**Timing:**  
www.cfpitiming.com



**OFFICIAL MEET REPORT**  
printed: 3/4/2017 5:49 PM

# RESULTS

## #36 Men's Weight Throw (cont'd)

12:00 PM (Day 2):

Pl	Name	Yr Team	Mark	Rnd 1	Rnd 2	Rnd 3	Rnd 4	Rnd 5	Rnd 6	F(Pl)	Pts
6	LAKE, AL	JR DAVENPORT	18.96m 62' 2 <sup>3</sup> / <sub>4</sub>	18.38 (+0.0)	18.96 (+0.0)	18.67 (+0.0)	18.09 (+0.0)	FOUL	17.51 (+0.0)	1(1)	3
7	HOUSER, NATHAN	SO MIDLAND	18.90m 62' 0 <sup>1</sup> / <sub>4</sub>	17.44 (+0.0)	FOUL	18.42 (+0.0)	18.90 (+0.0)	FOUL	FOUL	2(3)	2
8	BRITAIN, ZACH	SO DOANE	18.52m 60' 9 <sup>1</sup> / <sub>2</sub>	18.52 (+0.0)	FOUL	FOUL	FOUL	FOUL	18.05 (+0.0)	1(2)	1
9	SVOBODA, CHRIS	JR DOANE	18.40m 60' 4 <sup>3</sup> / <sub>4</sub>	FOUL	18.40 (+0.0)	FOUL	17.35 (+0.0)	FOUL	FOUL	3(4)	
10	COMPAGNER, JACOB	JR SIENA HEIG	17.81m 58' 5 <sup>1</sup> / <sub>2</sub>	17.30 (+0.0)	17.81 (+0.0)	17.14 (+0.0)				3(5)	
11	SABATA, SETH	SO MIDLAND	17.76m 58' 3 <sup>1</sup> / <sub>2</sub>	FOUL	17.76 (+0.0)	FOUL				2(4)	
12	MICOZZI, ELIAS	SR BETHEL (IND)	17.72m 58' 2"	17.72 (+0.0)	16.82 (+0.0)	FOUL				3(6)	
13	KREUTZER, PHILIP	SR CONCORDIA	17.69m 58' 0 <sup>3</sup> / <sub>4</sub>	16.54 (+0.0)	17.69 (+0.0)	17.50 (+0.0)				1(3)	
14	WICKHAM, GRANT	SO HASTINGS	17.67m 58' 0"	FOUL	17.33 (+0.0)	17.67 (+0.0)				1(4)	
15	DAVELAAR, DAVID	JR DORDT	17.56m 57' 7 <sup>1</sup> / <sub>2</sub>	FOUL	16.61 (+0.0)	17.56 (+0.0)				3(7)	
16	BICHLMEIER, DALTON	SR DOANE	16.71m 54' 10 <sup>1</sup> / <sub>4</sub>	16.51 (+0.0)	FOUL	16.71 (+0.0)				2(5)	
17	PIROMARI, KARDOKH	SR DAVENPORT	16.54m 54' 3 <sup>1</sup> / <sub>2</sub>	15.78 (+0.0)	16.54 (+0.0)	FOUL				2(6)	
18	DANTONA, HARRY	SR TAYLOR	16.52m 54' 2 <sup>3</sup> / <sub>4</sub>	15.35 (+0.0)	16.52 (+0.0)	16.19 (+0.0)				3(8)	
19	FRANKLIN, ANDREW	SO OLIVET NAZ	16.44m 53' 11 <sup>1</sup> / <sub>2</sub>	16.44 (+0.0)	FOUL	16.28 (+0.0)				2(7)	
20	STUCKEY, ISAAC	SO GRACE	16.35m 53' 8"	15.93 (+0.0)	16.10 (+0.0)	16.35 (+0.0)				2(8)	
21	VOLLRATH, BRYCE	FR OLIVET NAZ	16.19m 53' 1 <sup>3</sup> / <sub>4</sub>	16.15 (+0.0)	16.19 (+0.0)	FOUL				1(5)	
22	SEITZ, MACALLISTER	SR GRACE	16.18m 53' 1 <sup>1</sup> / <sub>4</sub>	16.18 (+0.0)	15.61 (+0.0)	FOUL				3(9)	
23	DREW, ROBERT	JR SIENA HEIG	15.98m 52' 5 <sup>1</sup> / <sub>2</sub>	FOUL	15.98 (+0.0)	14.91 (+0.0)				1(6)	
24	KIRLIN, REID	SO MIDLAND	15.88m 52' 1 <sup>1</sup> / <sub>2</sub>	14.51 (+0.0)	15.88 (+0.0)	FOUL				1(7)	
25	PEASLEY, DUSTIN	SO BRIAR CLIFF	15.82m 51' 11"	14.87 (+0.0)	15.82 (+0.0)	FOUL				1(8)	
25	KATON, SAM	JR DAVENPORT	15.82m 51' 11"	15.13 (+0.0)	14.59 (+0.0)	15.82 (+0.0)				1(8)	
27	TOLEDO, ERIC	SO DAVENPORT	15.56m 51' 0 <sup>3</sup> / <sub>4</sub>	14.45 (+0.0)	14.79 (+0.0)	15.56 (+0.0)				3(10)	
28	BROWN, JACOB	JR GRACE	15.31m 50' 3"	14.72 (+0.0)	15.31 (+0.0)	14.61 (+0.0)				2(9)	
29	SIEFKEN, CLAY	SO GRAND VIE	14.95m 49' 0 <sup>3</sup> / <sub>4</sub>	FOUL	FOUL	14.95 (+0.0)				1(10)	

## FLIGHT RESULTS

Pl	Name	Yr Team	Mark	Rnd 1	Rnd 2	Rnd 3	Rnd 4	Rnd 5	Rnd 6	
<b>Flight 1 of 3</b>										
1	LAKE, AL	JR DAVENPORT	18.96m 62' 2 <sup>3</sup> / <sub>4</sub>	18.38 (+0.0)	18.96 (+0.0)	18.67 (+0.0)	18.09 (+0.0)	FOUL	17.51 (+0.0)	
2	BRITAIN, ZACH	SO DOANE	18.52m 60' 9 <sup>1</sup> / <sub>2</sub>	18.52 (+0.0)	FOUL	FOUL	FOUL	FOUL	18.05 (+0.0)	
3	KREUTZER, PHILIP	SR CONCORDIA	17.69m 58' 0 <sup>3</sup> / <sub>4</sub>	16.54 (+0.0)	17.69 (+0.0)	17.50 (+0.0)				
4	WICKHAM, GRANT	SO HASTINGS	17.67m 58' 0"	FOUL	17.33 (+0.0)	17.67 (+0.0)				
5	VOLLRATH, BRYCE	FR OLIVET NAZ	16.19m 53' 1 <sup>3</sup> / <sub>4</sub>	16.15 (+0.0)	16.19 (+0.0)	FOUL				
6	DREW, ROBERT	JR SIENA HEIG	15.98m 52' 5 <sup>1</sup> / <sub>2</sub>	FOUL	15.98 (+0.0)	14.91 (+0.0)				
7	KIRLIN, REID	SO MIDLAND	15.88m 52' 1 <sup>1</sup> / <sub>2</sub>	14.51 (+0.0)	15.88 (+0.0)	FOUL				
8	PEASLEY, DUSTIN	SO BRIAR CLIFF	15.82m 51' 11"	14.87 (+0.0)	15.82 (+0.0)	FOUL				
8	KATON, SAM	JR DAVENPORT	15.82m 51' 11"	15.13 (+0.0)	14.59 (+0.0)	15.82 (+0.0)				
10	SIEFKEN, CLAY	SO GRAND VIE	14.95m 49' 0 <sup>3</sup> / <sub>4</sub>	FOUL	FOUL	14.95 (+0.0)				
<b>Flight 2 of 3</b>										
1	LURZ, ZACHARY	SR CONCORDIA	19.49m 63' 11 <sup>1</sup> / <sub>2</sub>	18.41 (+0.0)	19.04 (+0.0)	19.06 (+0.0)	19.49 (+0.0)	FOUL	FOUL	
2	WELLINGTON, ALEX	JR HASTINGS	19.45m 63' 10"	18.27 (+0.0)	FOUL	18.46 (+0.0)	19.45 (+0.0)	FOUL	FOUL	
3	HOUSER, NATHAN	SO MIDLAND	18.90m 62' 0 <sup>1</sup> / <sub>4</sub>	17.44 (+0.0)	FOUL	18.42 (+0.0)	18.90 (+0.0)	FOUL	FOUL	
4	SABATA, SETH	SO MIDLAND	17.76m 58' 3 <sup>1</sup> / <sub>2</sub>	FOUL	17.76 (+0.0)	FOUL				
5	BICHLMEIER, DALTON	SR DOANE	16.71m 54' 10 <sup>1</sup> / <sub>4</sub>	16.51 (+0.0)	FOUL	16.71 (+0.0)				
6	PIROMARI, KARDOKH	SR DAVENPORT	16.54m 54' 3 <sup>1</sup> / <sub>2</sub>	15.78 (+0.0)	16.54 (+0.0)	FOUL				

# NAIA INDOOR TRACK & FIELD CHAMPIONSHIPS

Johnson City, TN  
David E. Walker Track at Gentry Field  
Weather: Indoor meet  
Host: Milligan College  
3/2/2017 - 3/4/2017

## MEET OFFICIALS

**Meet Director:**  
Chris Layne  
**Meet Referee:**  
Lawhorn, Messenger, Thuber  
**Timing:**  
www.cfpitiming.com



**OFFICIAL MEET REPORT**  
printed: 3/4/2017 5:49 PM

# RESULTS

## #36 Men's Weight Throw (cont'd)

Pl	Name	Yr Team	Mark	Rnd 1	Rnd 2	Rnd 3	Rnd 4	Rnd 5	Rnd 6
7	FRANKLIN, ANDREW	SO OLIVET NAZ	16.44m 53' 11 <sup>1</sup> / <sub>2</sub> "	16.44 (+0.0)	FOUL	16.28 (+0.0)			
8	STUCKEY, ISAAC	SO GRACE	16.35m 53' 8"	15.93 (+0.0)	16.10 (+0.0)	16.35 (+0.0)			
9	BROWN, JACOB	JR GRACE	15.31m 50' 3"	14.72 (+0.0)	15.31 (+0.0)	14.61 (+0.0)			
<b>Flight 3 of 3</b>									
1	BOELLSTORFF, CODY	SR CONCORDIA	20.65m 67' 9 <sup>1</sup> / <sub>4</sub> "	20.65 (+0.0)	FOUL	19.43 (+0.0)	20.48 (+0.0)	FOUL	FOUL
2	ESCOBEDO, ERIK	JR BETHEL (IND)	19.88m 65' 3"	18.91 (+0.0)	FOUL	FOUL	19.33 (+0.0)	19.88 (+0.0)	19.85 (+0.0)
3	SEDDON, DEREK	SR WILLIAM PE	19.01m 62' 4 <sup>3</sup> / <sub>4</sub> "	19.01 (+0.0)	FOUL	18.41 (+0.0)	17.78 (+0.0)	FOUL	18.84 (+0.0)
4	SVOBODA, CHRIS	JR DOANE	18.40m 60' 4 <sup>3</sup> / <sub>4</sub> "	FOUL	18.40 (+0.0)	FOUL	17.35 (+0.0)	FOUL	FOUL
5	COMPAGNER, JACOB	JR SIENA HEIG	17.81m 58' 5 <sup>1</sup> / <sub>2</sub> "	17.30 (+0.0)	17.81 (+0.0)	17.14 (+0.0)			
6	MICOZZI, ELIAS	SR BETHEL (IND)	17.72m 58' 2"	17.72 (+0.0)	16.82 (+0.0)	FOUL			
7	DAVELAAR, DAVID	JR DORDT	17.56m 57' 7 <sup>1</sup> / <sub>2</sub> "	FOUL	16.61 (+0.0)	17.56 (+0.0)			
8	DANTONA, HARRY	SR TAYLOR	16.52m 54' 2 <sup>3</sup> / <sub>4</sub> "	15.35 (+0.0)	16.52 (+0.0)	16.19 (+0.0)			
9	SEITZ, MACALLISTER	SR GRACE	16.18m 53' 1 <sup>1</sup> / <sub>4</sub> "	16.18 (+0.0)	15.61 (+0.0)	FOUL			
10	TOLEDO, ERIC	SO DAVENPORT	15.56m 51' 0 <sup>3</sup> / <sub>4</sub> "	14.45 (+0.0)	14.79 (+0.0)	15.56 (+0.0)			

## #43 Men's Indoor Heptathlon

Pl	Name	Points	60	Long Jump	Shot Put	High Jump	60H	Pole Vault	1000
1	WIECHMAN, LUCA CONCORDIA (NEB.) Team Points: 10	5112	7.19	6.84m 22' 5 <sup>1</sup> / <sub>4</sub> "	11.61m 38' 1 <sup>1</sup> / <sub>4</sub> "	1.83m 6' 0"	8.47	4.60m 15' 1"	3:03.84
2	LAWSON, WINSTO VANGUARD Team Points: 8	4987	7.29	6.38m 20' 11 <sup>1</sup> / <sub>4</sub> "	11.14m 36' 6 <sup>3</sup> / <sub>4</sub> "	2.01m 6' 7"	8.73	3.90m 12' 9 <sup>1</sup> / <sub>2</sub> "	2:49.42
3	GRETZ, SETH OREGON TECH Team Points: 6	4776	7.41	6.22m 20' 5"	10.29m 33' 9 <sup>1</sup> / <sub>2</sub> "	1.83m 6' 0"	8.80	4.70m 15' 5"	3:03.20
4	CONNELL, COLE ST. AMBROSE Team Points: 5	4677	7.52	6.28m 20' 7 <sup>1</sup> / <sub>4</sub> "	10.47m 34' 4 <sup>1</sup> / <sub>2</sub> "	1.89m 6' 2 <sup>1</sup> / <sub>4</sub> "	8.86	4.00m 13' 1 <sup>1</sup> / <sub>2</sub> "	2:55.37
5	FOX, PHILIP BETHEL (IND.) Team Points: 4	4668	7.38	6.45m 21' 2"	9.52m 31' 3"	1.89m 6' 2 <sup>1</sup> / <sub>4</sub> "	9.00	3.90m 12' 9 <sup>1</sup> / <sub>2</sub> "	2:53.21
6	SMITH, KEVIN SPRING ARBOR Team Points: 3	4644	7.27	6.84m 22' 5 <sup>1</sup> / <sub>4</sub> "	10.23m 33' 7"	1.83m 6' 0"	9.15	4.00m 13' 1 <sup>1</sup> / <sub>2</sub> "	3:07.08
7	STRAND, JORDAN NORTHWESTERN ( Team Points: 2	4634	7.21	5.97m 19' 7"	10.95m 35' 11 <sup>1</sup> / <sub>4</sub> "	1.74m 5' 8 <sup>1</sup> / <sub>2</sub> "	8.96	3.90m 12' 9 <sup>1</sup> / <sub>2</sub> "	2:48.64
8	HOLZMULLER, MA CARDINAL STRITC Team Points: 1	4620	7.44	6.53m 21' 5 <sup>1</sup> / <sub>4</sub> "	9.25m 30' 4 <sup>1</sup> / <sub>2</sub> "	1.86m 6' 1 <sup>1</sup> / <sub>4</sub> "	9.01	3.80m 12' 5 <sup>1</sup> / <sub>2</sub> "	2:50.77
9	SUDBECK, LEVI DOANE	4615	7.65	5.80m 19' 0 <sup>1</sup> / <sub>2</sub> "	11.26m 36' 11 <sup>1</sup> / <sub>2</sub> "	1.92m 6' 3 <sup>1</sup> / <sub>2</sub> "	8.85	4.50m 14' 9"	3:09.56
10	TOP, PIETER WESTMONT	4564	7.16	6.49m 21' 3 <sup>1</sup> / <sub>2</sub> "	9.33m 30' 7 <sup>1</sup> / <sub>2</sub> "	1.71m 5' 7 <sup>1</sup> / <sub>4</sub> "	8.80	3.40m 11' 1 <sup>3</sup> / <sub>4</sub> "	2:46.88

# NAIA INDOOR TRACK & FIELD CHAMPIONSHIPS

Johnson City, TN  
David E. Walker Track at Gentry Field  
Weather: Indoor meet  
Host: Milligan College  
3/2/2017 - 3/4/2017

## MEET OFFICIALS

**Meet Director:**  
Chris Layne  
**Meet Referee:**  
Lawhorn, Messenger, Thuber  
**Timing:**  
www.cfpitiming.com



**OFFICIAL MEET REPORT**  
printed: 3/4/2017 5:49 PM

# RESULTS

## #43 Men's Indoor Heptathlon (cont'd)

Pl	Name	Points	60	Long Jump	Shot Put	High Jump	60H	Pole Vault	1000
11	NEMITZ, JACKSON WESTMONT	4502	7.56	6.03m 19' 9 1/2"	10.19m 33' 5 1/2"	1.95m 6' 4 3/4"	9.18	3.50m 11' 5 3/4"	2:49.47
			694	593	497	758	707	482	771
12	KITSON, CAMERO BETHEL (IND.)	4383	7.42	5.97m 19' 7"	11.03m 36' 2 1/2"	1.74m 5' 8 1/2"	8.84	4.20m 13' 9 1/4"	3:19.56
			739	580	548	577	781	673	485
13	FOX, DEON CORNERSTONE	4336	7.50	6.27m 20' 7"	10.88m 35' 8 1/2"	1.80m 5' 10 3/4"	8.79	4.20m 13' 9 1/4"	3:37.39
			713	646	539	627	793	673	345
14	GERKE, BROOKS HUNTINGTON	4063	7.52	6.34m 20' 9 3/4"	10.75m 35' 3 1/2"	1.68m 5' 6"	9.66	4.00m 13' 1 1/2"	3:28.35
			706	661	531	528	607	617	413
15	GANDY, DREW CENTRAL METHO	3930	7.44	5.68m 18' 7 3/4"	9.77m 32' 1"	NH	9.04	4.20m 13' 9 1/4"	2:47.01
			732	519	472		737	673	797
16	KORVER, CALVIN NORTHWESTERN (	3875	7.33	5.91m 19' 4 3/4"	10.42m 34' 2 1/2"	1.74m 5' 8 1/2"	8.89	NH	2:58.31
			769	567	511	577	770		681
17	LUCAS, MICHAEL DOANE	3179	7.92	5.48m 17' 11 3/4"	10.76m 35' 4"	1.65m 5' 5"	11.80	2.80m 9' 2 1/4"	3:15.22
			583	477	531	504	252	309	523

## #43-1 Men's Indoor Heptathlon 60 Meters

N	NAIA Championship	6.65	Michael Rodgers	Lindenwood	3/10/2007	Johnson City, TN
W	World Indoor	6.39	Maurice Greene	USA	2/3/1998	Madrid, Spain
A	American Indoor	6.39	Maurice Green	Nike	2/3/1998	Madrid, Spain
C	Collegiate Indoor	6.45	Leonard Myles-Mills	B.Y.U.	2/20/1999	Colorado Spgs,

### 1:30 PM (Day 1):

Pl	Name	Yr	Team	Time	H(Pl)	Pts
1	TOP, PIETER	FR	WESTMONT	7.16	2(1)	826
2	WIECHMAN, LUCAS	SR	CONCORDIA (NEB.	7.19	3(1)	816
3	STRAND, JORDAN	SR	NORTHWESTERN (	7.21	3(2)	809
4	SMITH, KEVIN	JR	SPRING ARBOR	7.27	3(3)	789
5	LAWSON, WINSTON	SO	VANGUARD	7.29	3(4)	782
6	KORVER, CALVIN	FR	NORTHWESTERN (	7.33	1(1)	769
7	FOX, PHILIP	SO	BETHEL (IND.)	7.38	1(2)	752
8	GRETZ, SETH	JR	OREGON TECH	7.41	2(2)	742
9	KITSON, CAMERON	JR	BETHEL (IND.)	7.42	1(3)	739
10	GANDY, DREW	SR	CENTRAL METHOD	7.44	1(4)	732
10	HOLZMULLER, MAXIMILIAN	FR	CARDINAL STRITC	7.44	2(3)	732
12	FOX, DEON	SR	CORNERSTONE	7.50	2(4)	713
13	GERKE, BROOKS	SR	HUNTINGTON	7.52	1(5)	706
13	CONNELL, COLE	SO	ST. AMBROSE	7.52	2(5)	706
15	NEMITZ, JACKSON	SO	WESTMONT	7.56	3(5)	694
16	SUDBECK, LEVI	FR	DOANE	7.65	1(6)	665
17	LUCAS, MICHAEL	SR	DOANE	7.92	3(6)	583

**NAIA INDOOR TRACK & FIELD CHAMPIONSHIPS**

Johnson City, TN  
 David E. Walker Track at Gentry Field  
 Weather: Indoor meet  
 Host: Milligan College  
 3/2/2017 - 3/4/2017

**MEET OFFICIALS**

**Meet Director:**  
 Chris Layne  
**Meet Referee:**  
 Lawhorn, Messenger, Thuber  
**Timing:**  
 www.cfpitiming.com



**OFFICIAL MEET REPORT**  
 printed: 3/4/2017 5:49 PM

**RESULTS****#43-1 Men's Indoor Heptathlon 60 Meters (cont'd)****SECTION RESULTS**

Pl	Name	Yr	Team	Time	Pts
<b>Section 1 of 3</b>					
1	KORVER, CALVIN	FR	NORTHWESTERN (	7.33	769
2	FOX, PHILIP	SO	BETHEL (IND.)	7.38	752
3	KITSON, CAMERON	JR	BETHEL (IND.)	7.42	739
4	GANDY, DREW	SR	CENTRAL METHOD	7.44	732
5	GERKE, BROOKS	SR	HUNTINGTON	7.52	706
6	SUDBECK, LEVI	FR	DOANE	7.65	665
<b>Section 2 of 3</b>					
1	TOP, PIETER	FR	WESTMONT	7.16	826
2	GRETZ, SETH	JR	OREGON TECH	7.41	742
3	HOLZMULLER, MAXIMILIAN	FR	CARDINAL STRITC	7.44	732
4	FOX, DEON	SR	CORNERSTONE	7.50	713
5	CONNELL, COLE	SO	ST. AMBROSE	7.52	706
<b>Section 3 of 3</b>					
1	WIECHMAN, LUCAS	SR	CONCORDIA (NEB.	7.19	816
2	STRAND, JORDAN	SR	NORTHWESTERN (	7.21	809
3	SMITH, KEVIN	JR	SPRING ARBOR	7.27	789
4	LAWSON, WINSTON	SO	VANGUARD	7.29	782
5	NEMITZ, JACKSON	SO	WESTMONT	7.56	694
6	LUCAS, MICHAEL	SR	DOANE	7.92	583

**Men's Indoor Heptathlon After 1 Events**


Pl	Athlete	Yr	Team	Points
1	TOP, PIETER	FR	WESTMONT	826
2	WIECHMAN, LUCA	SR	CONCORDIA (NEB.)	816
3	STRAND, JORDAN	SR	NORTHWESTERN (I	809
4	SMITH, KEVIN	JR	SPRING ARBOR	789
5	LAWSON, WINSTO	SO	VANGUARD	782
6	KORVER, CALVIN	FR	NORTHWESTERN (I	769
7	FOX, PHILIP	SO	BETHEL (IND.)	752
8	GRETZ, SETH	JR	OREGON TECH	742
9	KITSON, CAMERO	JR	BETHEL (IND.)	739
10	GANDY, DREW	SR	CENTRAL METHOD I	732
10	HOLZMULLER, MA	FR	CARDINAL STRITC	732
12	FOX, DEON	SR	CORNERSTONE	713
13	GERKE, BROOKS	SR	HUNTINGTON	706
13	CONNELL, COLE	SO	ST. AMBROSE	706
15	NEMITZ, JACKSON	SO	WESTMONT	694
16	SUDBECK, LEVI	FR	DOANE	665
17	LUCAS, MICHAEL	SR	DOANE	583

# NAIA INDOOR TRACK & FIELD CHAMPIONSHIPS

Johnson City, TN  
David E. Walker Track at Gentry Field  
Weather: Indoor meet  
Host: Milligan College  
3/2/2017 - 3/4/2017

## MEET OFFICIALS

**Meet Director:**  
Chris Layne  
**Meet Referee:**  
Lawhorn, Messenger, Thuber  
**Timing:**  
www.cfpitiming.com



**OFFICIAL MEET REPORT**  
printed: 3/4/2017 5:49 PM

# RESULTS

## #43-2 Men's Indoor Heptathlon Long Jump

N	NAIA Championship	7.88m	Mike Mitchell	Azusa Pacific	2004	
W	World Indoor	8.79m	Carl Lewis	USA	1/27/1984	New York, NY,
A	American Indoor	8.79m	Carl Lewis	Santa Monica T.C.	1/27/1984	New York, NY
C	Collegiate Indoor	8.59m	Miguel Pate	Alabama	3/1/2002	New York, NY

### 1:30 PM (Day 1):

Pl	Name	Yr	Team	Mark	Rnd 1	Rnd 2	Rnd 3	Rnd 4	Rnd 5	Rnd 6	Pts
1	WIECHMAN, LUCAS	SR	CONCORDIA	6.84m 22' 5 <sup>1</sup> / <sub>4</sub> "	6.75 (+0.0)	6.84 (+0.0)	6.77 (+0.0)				776
1	SMITH, KEVIN	JR	SPRING ARB	6.84m 22' 5 <sup>1</sup> / <sub>4</sub> "	6.84 (+0.0)	FOUL	6.79 (+0.0)				776
3	HOLZMULLER, MAXIMILIAN	FR	CARDINAL S	6.53m 21' 5 <sup>1</sup> / <sub>4</sub> "	FOUL	6.53 (+0.0)	6.44 (+0.0)				704
4	TOP, PIETER	FR	WESTMONT	6.49m 21' 3 <sup>1</sup> / <sub>2</sub> "	FOUL	6.49 (+0.0)	FOUL				695
5	FOX, PHILIP	SO	BETHEL (IND)	6.45m 21' 2"	FOUL	5.83 (+0.0)	6.45 (+0.0)				686
6	LAWSON, WINSTON	SO	VANGUARD	6.38m 20' 11 <sup>1</sup> / <sub>4</sub> "	6.38 (+0.0)	FOUL	5.99 (+0.0)				670
7	GERKE, BROOKS	SR	HUNTINGTO	6.34m 20' 9 <sup>3</sup> / <sub>4</sub> "	6.34 (+0.0)	6.15 (+0.0)	6.13 (+0.0)				661
8	CONNELL, COLE	SO	ST. AMBROS	6.28m 20' 7 <sup>1</sup> / <sub>4</sub> "	FOUL	FOUL	6.28 (+0.0)				648
9	FOX, DEON	SR	CORNERST	6.27m 20' 7"	5.87 (+0.0)	6.27 (+0.0)	FOUL				646
10	GRETZ, SETH	JR	OREGON TE	6.22m 20' 5"	6.22 (+0.0)	FOUL	FOUL				635
11	NEMITZ, JACKSON	SO	WESTMONT	6.03m 19' 9 <sup>1</sup> / <sub>2</sub> "	5.89 (+0.0)	6.03 (+0.0)	5.76 (+0.0)				593
12	KITSON, CAMERON	JR	BETHEL (IND)	5.97m 19' 7"	FOUL	FOUL	5.97 (+0.0)				580
12	STRAND, JORDAN	SR	NORTHWES	5.97m 19' 7"	5.27 (+0.0)	5.90 (+0.0)	5.97 (+0.0)				580
14	KORVER, CALVIN	FR	NORTHWES	5.91m 19' 4 <sup>3</sup> / <sub>4</sub> "	5.65 (+0.0)	5.75 (+0.0)	5.91 (+0.0)				567
15	SUDBECK, LEVI	FR	DOANE	5.80m 19' 0 <sup>1</sup> / <sub>2</sub> "	5.80 (+0.0)	5.68 (+0.0)	FOUL				544
16	GANDY, DREW	SR	CENTRAL M	5.68m 18' 7 <sup>3</sup> / <sub>4</sub> "	FOUL	5.68 (+0.0)	FOUL				519
17	LUCAS, MICHAEL	SR	DOANE	5.48m 17' 11 <sup>3</sup> / <sub>4</sub> "	FOUL	5.48 (+0.0)	5.06 (+0.0)				477

## Men's Indoor Heptathlon After 2 Events

Pl	Athlete	Yr	Team	Points
1	WIECHMAN, LUCA	SR	CONCORDIA (NEB.)	1592
2	SMITH, KEVIN	JR	SPRING ARBOR	1565
3	TOP, PIETER	FR	WESTMONT	1521
4	LAWSON, WINSTO	SO	VANGUARD	1452
5	FOX, PHILIP	SO	BETHEL (IND.)	1438
6	HOLZMULLER, MA	FR	CARDINAL STRITC	1436
7	STRAND, JORDAN	SR	NORTHWESTERN (I	1389
8	GRETZ, SETH	JR	OREGON TECH	1377
9	GERKE, BROOKS	SR	HUNTINGTON	1367
10	FOX, DEON	SR	CORNERSTONE	1359
11	CONNELL, COLE	SO	ST. AMBROSE	1354
12	KORVER, CALVIN	FR	NORTHWESTERN (I	1336
13	KITSON, CAMERO	JR	BETHEL (IND.)	1319
14	NEMITZ, JACKSON	SO	WESTMONT	1287
15	GANDY, DREW	SR	CENTRAL METHODI	1251
16	SUDBECK, LEVI	FR	DOANE	1209
17	LUCAS, MICHAEL	SR	DOANE	1060



# NAIA INDOOR TRACK & FIELD CHAMPIONSHIPS

Johnson City, TN  
David E. Walker Track at Gentry Field  
Weather: Indoor meet  
Host: Milligan College  
3/2/2017 - 3/4/2017

## MEET OFFICIALS

**Meet Director:**  
Chris Layne  
**Meet Referee:**  
Lawhorn, Messenger, Thuber  
**Timing:**  
www.cfpitiming.com



**OFFICIAL MEET REPORT**  
printed: 3/4/2017 5:49 PM

# RESULTS

## #43-3 Men's Indoor Heptathlon Shot Put

N	NAIA Championship	19.44m	Ade Olukoju	Azusa Pacific	1990	
W	World Indoor	22.66m	Randy Barnes	USA	2/20/1989	Los Angeles, CA,
A	American Indoor	22.66m	Randy Barnes	Mazda T. C.	1/20/1989	Los Angeles, CA
C	Collegiate Indoor	21.73m	Ryan Crouser	Texas	2/27/2016	Ames, IA

### 1:30 PM (Day 1):

Pl	Name	Yr	Team	Mark	Rnd 1	Rnd 2	Rnd 3	Rnd 4	Rnd 5	Rnd 6	Pts
1	WIECHMAN, LUCAS	SR	CONCORDIA	11.61m 38' 1 <sup>1</sup> / <sub>4</sub>	11.01 (+0.0)	11.41 (+0.0)	11.61 (+0.0)				583
2	SUDBECK, LEVI	FR	DOANE	11.26m 36' 11 <sup>1</sup> / <sub>2</sub>	10.91 (+0.0)	10.54 (+0.0)	11.26 (+0.0)				562
3	LAWSON, WINSTON	SO	VANGUARD	11.14m 36' 6 <sup>3</sup> / <sub>4</sub>	10.72 (+0.0)	11.14 (+0.0)	11.00 (+0.0)				554
4	KITSON, CAMERON	JR	BETHEL (IND)	11.03m 36' 2 <sup>1</sup> / <sub>2</sub>	10.20 (+0.0)	10.55 (+0.0)	11.03 (+0.0)				548
5	STRAND, JORDAN	SR	NORTHWES	10.95m 35' 11 <sup>1</sup> / <sub>4</sub>	10.90 (+0.0)	10.10 (+0.0)	10.95 (+0.0)				543
6	FOX, DEON	SR	CORNERST	10.88m 35' 8 <sup>1</sup> / <sub>2</sub>	10.15 (+0.0)	10.88 (+0.0)	10.57 (+0.0)				539
7	LUCAS, MICHAEL	SR	DOANE	10.76m 35' 4"	10.56 (+0.0)	10.76 (+0.0)	9.70 (+0.0)				531
8	GERKE, BROOKS	SR	HUNTINGTO	10.75m 35' 3 <sup>1</sup> / <sub>2</sub>	10.75 (+0.0)	9.86 (+0.0)	FOUL				531
9	CONNELL, COLE	SO	ST. AMBROS	10.47m 34' 4 <sup>1</sup> / <sub>2</sub>	10.25 (+0.0)	10.47 (+0.0)	FOUL				514
10	KORVER, CALVIN	FR	NORTHWES	10.42m 34' 2 <sup>1</sup> / <sub>2</sub>	10.36 (+0.0)	9.98 (+0.0)	10.42 (+0.0)				511
11	GRETZ, SETH	JR	OREGON TE	10.29m 33' 9 <sup>1</sup> / <sub>2</sub>	9.31 (+0.0)	10.10 (+0.0)	10.29 (+0.0)				503
12	SMITH, KEVIN	JR	SPRING ARB	10.23m 33' 7"	9.00 (+0.0)	10.23 (+0.0)	10.06 (+0.0)				499
13	NEMITZ, JACKSON	SO	WESTMONT	10.19m 33' 5 <sup>1</sup> / <sub>2</sub>	10.14 (+0.0)	9.97 (+0.0)	10.19 (+0.0)				497
14	GANDY, DREW	SR	CENTRAL M	9.77m 32' 1"	9.46 (+0.0)	9.63 (+0.0)	9.77 (+0.0)				472
15	FOX, PHILIP	SO	BETHEL (IND)	9.52m 31' 3"	9.27 (+0.0)	9.49 (+0.0)	9.52 (+0.0)				457
16	TOP, PIETER	FR	WESTMONT	9.33m 30' 7 <sup>1</sup> / <sub>2</sub>	FOUL	9.33 (+0.0)	9.24 (+0.0)				445
17	HOLZMULLER, MAXIMILIAN	FR	CARDINAL S	9.25m 30' 4 <sup>1</sup> / <sub>2</sub>	FOUL	FOUL	9.25 (+0.0)				441

## Men's Indoor Heptathlon After 3 Events


Pl	Athlete	Yr	Team	Points
1	WIECHMAN, LUCA	SR	CONCORDIA (NEB.)	2175
2	SMITH, KEVIN	JR	SPRING ARBOR	2064
3	LAWSON, WINSTO	SO	VANGUARD	2006
4	TOP, PIETER	FR	WESTMONT	1966
5	STRAND, JORDAN	SR	NORTHWESTERN (I	1932
6	FOX, DEON	SR	CORNERSTONE	1898
6	GERKE, BROOKS	SR	HUNTINGTON	1898
8	FOX, PHILIP	SO	BETHEL (IND.)	1895
9	GRETZ, SETH	JR	OREGON TECH	1880
10	HOLZMULLER, MA	FR	CARDINAL STRITC	1877
11	CONNELL, COLE	SO	ST. AMBROSE	1868
12	KITSON, CAMERO	JR	BETHEL (IND.)	1867
13	KORVER, CALVIN	FR	NORTHWESTERN (I	1847
14	NEMITZ, JACKSON	SO	WESTMONT	1784
15	SUDBECK, LEVI	FR	DOANE	1771
16	GANDY, DREW	SR	CENTRAL METHODO	1723
17	LUCAS, MICHAEL	SR	DOANE	1591

# NAIA INDOOR TRACK & FIELD CHAMPIONSHIPS

Johnson City, TN  
David E. Walker Track at Gentry Field  
Weather: Indoor meet  
Host: Milligan College  
3/2/2017 - 3/4/2017

## MEET OFFICIALS

**Meet Director:**  
Chris Layne  
**Meet Referee:**  
Lawhorn, Messenger, Thuber  
**Timing:**  
www.cfpitiming.com



**OFFICIAL MEET REPORT**  
printed: 3/4/2017 5:49 PM

# RESULTS

## #43-4 Men's Indoor Heptathlon High Jump

N	NAIA Championship	2.24m	Jason Howard	California Baptist	1998	
W	World Indoor	2.43m	Javier Sotomayor	CUB	3/4/1989	Budapest,
A	American Indoor	2.40m	Hollis Conway	Nike International	3/10/1991	Seville, Spain
C	Collegiate Indoor	2.37m	Hollis Conway	LA. Lafayette	3/11/1989	Indianapolis, IN

### 1:30 PM (Day 1):

PI Name	Yr Team	Mark	1.77	1.80	1.83	1.86	1.89	1.92	1.95	1.98	2.01	2.04	Pts
LAWSON, WINSTON	SO VANGUARD	2.01m 6' 7"	O	PPP	O	PPP	O	O	XO	XO	XXO	XXX	813
NEMITZ, JACKSON	SO WESTMONT	1.95m 6' 4 <sup>3</sup> / <sub>4</sub>	O	XO	O	O	XXO	XO	XXO	XXX			758
SUDBECK, LEVI	FR DOANE	1.92m 6' 3 <sup>1</sup> / <sub>2</sub>	O	O	O	XO	XXO	O	XXX				731
CONNELL, COLE	SO ST. AMBROS	1.89m 6' 2 <sup>1</sup> / <sub>4</sub>	O	O	O	XO	XXO	XXX					705
FOX, PHILIP	SO BETHEL (IND)	1.89m 6' 2 <sup>1</sup> / <sub>4</sub>	O	XO	O	XO	XXO	XXX					705
HOLZMULLER, MAXIMILIAN	FR CARDINAL S	1.86m 6' 1 <sup>1</sup> / <sub>4</sub>	O	O	O	XO	XXX						679
WIECHMAN, LUCAS	SR CONCORDIA	1.83m 6' 0"	PPP	O	XXO	XXX							653
GRETZ, SETH	JR OREGON TE	1.83m 6' 0"	PPP	O	O	XXX							653
SMITH, KEVIN	JR SPRING ARB	1.83m 6' 0"	O	XO	O	XXX							653
FOX, DEON	SR CORNERST	1.80m 5' 10 <sup>3</sup> / <sub>4</sub>	O	XXO	XXX								627

PI Name	Yr Team	Mark	1.47	1.50	1.53	1.56	1.59	1.62	1.65	1.68	1.71	1.74	Pts
LAWSON, WINSTON	SO VANGUARD	(cont'd)	PPP	PPP	PPP	PPP	PPP	PPP	PPP	PPP	PPP	PPP	813
NEMITZ, JACKSON	SO WESTMONT	(cont'd)	PPP	PPP	PPP	PPP	PPP	PPP	PPP	PPP	PPP	O	758
SUDBECK, LEVI	FR DOANE	(cont'd)	PPP	PPP	PPP	PPP	PPP	PPP	PPP	PPP	PPP	O	731
CONNELL, COLE	SO ST. AMBROS	(cont'd)	PPP	PPP	PPP	PPP	PPP	PPP	PPP	PPP	O	PPP	705
FOX, PHILIP	SO BETHEL (IND)	(cont'd)	PPP	PPP	PPP	PPP	PPP	PPP	PPP	PPP	O	O	705
HOLZMULLER, MAXIMILIAN	FR CARDINAL S	(cont'd)	PPP	PPP	PPP	PPP	PPP	PPP	PPP	PPP	PPP	O	679
WIECHMAN, LUCAS	SR CONCORDIA	(cont'd)	PPP	PPP	PPP	PPP	PPP	PPP	O	PPP	PPP	O	653
GRETZ, SETH	JR OREGON TE	(cont'd)	PPP	PPP	PPP	PPP	PPP	PPP	PPP	O	PPP	O	653
SMITH, KEVIN	JR SPRING ARB	(cont'd)	PPP	PPP	PPP	PPP	PPP	O	PPP	O	O	XO	653
FOX, DEON	SR CORNERST	(cont'd)	PPP	PPP	PPP	PPP	PPP	PPP	PPP	PPP	O	XO	627
STRAND, JORDAN	SR NORTHWES	1.74m 5' 8 <sup>1</sup> / <sub>2</sub>	PPP	PPP	PPP	PPP	PPP	O	O	XO	O	O	577
KORVER, CALVIN	FR NORTHWES	1.74m 5' 8 <sup>1</sup> / <sub>2</sub>	PPP	PPP	PPP	PPP	PPP	PPP	PPP	PPP	PPP	O	577
KITSON, CAMERON	JR BETHEL (IND)	1.74m 5' 8 <sup>1</sup> / <sub>2</sub>	PPP	PPP	PPP	PPP	PPP	O	PPP	XO	O	XO	577
TOP, PIETER	FR WESTMONT	1.71m 5' 7 <sup>1</sup> / <sub>4</sub>	PPP	PPP	PPP	PPP	PPP	O	O	O	XXO	XXX	552
GERKE, BROOKS	SR HUNTINGTO	1.68m 5' 6"	PPP	PPP	PPP	PPP	PPP	PPP	PPP	O	PPP	XXX	528
LUCAS, MICHAEL	SR DOANE	1.65m 5' 5"	O	PPP	PPP	PPP	PPP	PPP	O	XXX			504

PI Name	Yr Team	Mark	1.35	1.38	1.41	1.44	Pts
LAWSON, WINSTON	SO VANGUARD	(cont'd)	PPP	PPP	PPP	PPP	813
NEMITZ, JACKSON	SO WESTMONT	(cont'd)	PPP	PPP	PPP	PPP	758
SUDBECK, LEVI	FR DOANE	(cont'd)	PPP	PPP	PPP	PPP	731
CONNELL, COLE	SO ST. AMBROS	(cont'd)	PPP	PPP	PPP	PPP	705
FOX, PHILIP	SO BETHEL (IND)	(cont'd)	PPP	PPP	PPP	PPP	705
HOLZMULLER, MAXIMILIAN	FR CARDINAL S	(cont'd)	PPP	PPP	PPP	PPP	679
WIECHMAN, LUCAS	SR CONCORDIA	(cont'd)	PPP	PPP	PPP	PPP	653
GRETZ, SETH	JR OREGON TE	(cont'd)	PPP	PPP	PPP	PPP	653
SMITH, KEVIN	JR SPRING ARB	(cont'd)	PPP	PPP	PPP	PPP	653
FOX, DEON	SR CORNERST	(cont'd)	PPP	PPP	PPP	PPP	627
STRAND, JORDAN	SR NORTHWES	(cont'd)	PPP	PPP	PPP	PPP	577
KORVER, CALVIN	FR NORTHWES	(cont'd)	PPP	PPP	PPP	PPP	577




**NAIA INDOOR TRACK & FIELD CHAMPIONSHIPS**

Johnson City, TN  
 David E. Walker Track at Gentry Field  
 Weather: Indoor meet  
 Host: Milligan College  
 3/2/2017 - 3/4/2017

**MEET OFFICIALS**

**Meet Director:**  
 Chris Layne  
**Meet Referee:**  
 Lawhorn, Messenger, Thuber  
**Timing:**  
 www.cfpitiming.com



**OFFICIAL MEET REPORT**  
 printed: 3/4/2017 5:49 PM

**RESULTS****#43-4 Men's Indoor Heptathlon High Jump (cont'd)**

KITSON, CAMERON	JR BETHEL (IND)	(cont'd)	PPP	PPP	PPP	PPP	577
TOP, PIETER	FR WESTMONT	(cont'd)	PPP	PPP	PPP	PPP	552
GERKE, BROOKS	SR HUNTINGTO	(cont'd)	PPP	PPP	PPP	PPP	528
LUCAS, MICHAEL	SR DOANE	(cont'd)	OPP	PPP	PPP	PPP	504
GANDY, DREW	SR CENTRAL M	NH	PPP	PPP	PPP	PPP	

**Men's Indoor Heptathlon After 4 Events**

Pl	Athlete	Yr	Team	Points
1	WIECHMAN, LUCA	SR	CONCORDIA (NEB.)	2828
2	LAWSON, WINSTO	SO	VANGUARD	2819
3	SMITH, KEVIN	JR	SPRING ARBOR	2717
4	FOX, PHILIP	SO	BETHEL (IND.)	2600
5	CONNELL, COLE	SO	ST. AMBROSE	2573
6	HOLZMULLER, MA	FR	CARDINAL STRITC	2556
7	NEMITZ, JACKSON	SO	WESTMONT	2542
8	GRETZ, SETH	JR	OREGON TECH	2533
9	FOX, DEON	SR	CORNERSTONE	2525
10	TOP, PIETER	FR	WESTMONT	2518
11	STRAND, JORDAN	SR	NORTHWESTERN (I	2509
12	SUDBECK, LEVI	FR	DOANE	2502
13	KITSON, CAMERO	JR	BETHEL (IND.)	2444
14	GERKE, BROOKS	SR	HUNTINGTON	2426
15	KORVER, CALVIN	FR	NORTHWESTERN (I	2424
16	LUCAS, MICHAEL	SR	DOANE	2095
17	GANDY, DREW	SR	CENTRAL METHODO	1723

**#43-5 Men's Indoor Heptathlon 60m Hurdles**

N	NAIA Championship	7.86	Nickola Shingles	Hannibal-LaGrange		
W	World Indoor	7.30	Colin Jackson	GBR	2/3/1994	Sindelfingen,
A	American Indoor	7.36	Foster/ Johnson/ Trammell	W. Class/ Nike/ T. Star	1/16/1987	Los Angeles, CA
C	Collegiate Indoor	7.45	Omar McLeod	Arkansas	3/14/2015	Fayetteville, AR

**10:00 AM (Day 2):**


Pl	Name	Yr	Team	Time	H(Pl)	Pts
1	WIECHMAN, LUCAS	SR	CONCORDIA (NEB.)	8.47	5(1)	867
2	LAWSON, WINSTON	SO	VANGUARD	8.73	6(1)	806
3	FOX, DEON	SR	CORNERSTONE	8.79	5(2)	793
4	GRETZ, SETH	JR	OREGON TECH	8.80	1(1)	791
4	TOP, PIETER	FR	WESTMONT	8.80	5(3)	791
6	KITSON, CAMERON	JR	BETHEL (IND.)	8.84	3(1)	781
7	SUDBECK, LEVI	FR	DOANE	8.85	1(2)	779
8	CONNELL, COLE	SO	ST. AMBROSE	8.86	6(2)	777
9	KORVER, CALVIN	FR	NORTHWESTERN (	8.89	3(2)	770
10	STRAND, JORDAN	SR	NORTHWESTERN (	8.96	2(1)	755
11	FOX, PHILIP	SO	BETHEL (IND.)	9.00	4(1)	746
12	HOLZMULLER, MAXIMILIAN	FR	CARDINAL STRITC	9.01	2(2)	744
13	GANDY, DREW	SR	CENTRAL METHODO	9.04	4(2)	737
14	SMITH, KEVIN	JR	SPRING ARBOR	9.15	1(3)	713
15	NEMITZ, JACKSON	SO	WESTMONT	9.18	6(3)	707

**NAIA INDOOR TRACK & FIELD CHAMPIONSHIPS**

Johnson City, TN  
 David E. Walker Track at Gentry Field  
 Weather: Indoor meet  
 Host: Milligan College  
 3/2/2017 - 3/4/2017

**MEET OFFICIALS**

**Meet Director:**  
 Chris Layne  
**Meet Referee:**  
 Lawhorn, Messenger, Thuber  
**Timing:**  
 www.cfpitiming.com



**OFFICIAL MEET REPORT**  
 printed: 3/4/2017 5:49 PM

**RESULTS****#43-5 Men's Indoor Heptathlon 60m Hurdles (cont'd)**

10:00 AM (Day 2):

Pl	Name	Yr	Team	Time	H(Pl)	Pts
16	GERKE, BROOKS	SR	HUNTINGTON	9.66	3(3)	607
17	LUCAS, MICHAEL	SR	DOANE	11.80	4(3)	252

**SECTION RESULTS**

Pl	Name	Yr	Team	Time	Pts
<b>Section 1 of 6</b>					
1	GRETZ, SETH	JR	OREGON TECH	8.80	791
2	SUDBECK, LEVI	FR	DOANE	8.85	779
3	SMITH, KEVIN	JR	SPRING ARBOR	9.15	713
<b>Section 2 of 6</b>					
1	STRAND, JORDAN	SR	NORTHWESTERN (	8.96	755
2	HOLZMULLER, MAXIMILIAN	FR	CARDINAL STRITC	9.01	744
<b>Section 3 of 6</b>					
1	KITSON, CAMERON	JR	BETHEL (IND.)	8.84	781
2	KORVER, CALVIN	FR	NORTHWESTERN (	8.89	770
3	GERKE, BROOKS	SR	HUNTINGTON	9.66	607
<b>Section 4 of 6</b>					
1	FOX, PHILIP	SO	BETHEL (IND.)	9.00	746
2	GANDY, DREW	SR	CENTRAL METHOD	9.04	737
3	LUCAS, MICHAEL	SR	DOANE	11.80	252
<b>Section 5 of 6</b>					
1	WIECHMAN, LUCAS	SR	CONCORDIA (NEB.	8.47	867
2	FOX, DEON	SR	CORNERSTONE	8.79	793
3	TOP, PIETER	FR	WESTMONT	8.80	791
<b>Section 6 of 6</b>					
1	LAWSON, WINSTON	SO	VANGUARD	8.73	806
2	CONNELL, COLE	SO	ST. AMBROSE	8.86	777
3	NEMITZ, JACKSON	SO	WESTMONT	9.18	707

**Men's Indoor Heptathlon After 5 Events**

Pl	Athlete	Yr	Team	Points
1	WIECHMAN, LUCA	SR	CONCORDIA (NEB.)	3695
2	LAWSON, WINSTO	SO	VANGUARD	3625
3	SMITH, KEVIN	JR	SPRING ARBOR	3430
4	CONNELL, COLE	SO	ST. AMBROSE	3350
5	FOX, PHILIP	SO	BETHEL (IND.)	3346
6	GRETZ, SETH	JR	OREGON TECH	3324
7	FOX, DEON	SR	CORNERSTONE	3318
8	TOP, PIETER	FR	WESTMONT	3309
9	HOLZMULLER, MA	FR	CARDINAL STRITC	3300
10	SUDBECK, LEVI	FR	DOANE	3281
11	STRAND, JORDAN	SR	NORTHWESTERN (I	3264
12	NEMITZ, JACKSON	SO	WESTMONT	3249
13	KITSON, CAMERO	JR	BETHEL (IND.)	3225
14	KORVER, CALVIN	FR	NORTHWESTERN (I	3194
15	GERKE, BROOKS	SR	HUNTINGTON	3033

# NAIA INDOOR TRACK & FIELD CHAMPIONSHIPS

Johnson City, TN  
David E. Walker Track at Gentry Field  
Weather: Indoor meet  
Host: Milligan College  
3/2/2017 - 3/4/2017

## MEET OFFICIALS

**Meet Director:**  
Chris Layne  
**Meet Referee:**  
Lawhorn, Messenger, Thuber  
**Timing:**  
www.cfpitiming.com



**OFFICIAL MEET REPORT**  
printed: 3/4/2017 5:49 PM

# RESULTS

## Men's Indoor Heptathlon After 5 Events (cont'd)

Pl	Athlete	Yr	Team	Points
16	GANDY, DREW	SR	CENTRAL METHODIST	2460
17	LUCAS, MICHAEL	SR	DOANE	2347

## #43-6 Men's Indoor Heptathlon Pole Vault

Pl	Event	Height	Name	Team	Year	Location
N	NAIA Championship	5.74m	Billy Olson	Abilene Christ. (TX)	1982	
W	World Indoor	6.15m	Sergey Bubka	UKR	2/21/1993	Donetsk, Ukraine
A	American Indoor	6.02m	Jeff Hartwig	Nike	3/10/2002	Atlanta, GA
C	Collegiate Indoor	5.91m	Shawn Barber	Akron	3/13/2015	Fayetteville, AR

### 10:00 AM (Day 2):

Pl	Name	Yr	Team	Mark	4.00	4.10	4.20	4.30	4.40	4.50	4.60	4.70	4.80	4.90	Pts
1	GRETZ, SETH	JR	OREGON TE	4.70m 15' 5"	PPP	O	O	O	O	XO	XO	XXO	XXX		819
2	WIECHMAN, LUCAS	SR	CONCORDIA	4.60m 15' 1"	PPP	PPP	PPP	PPP	O	P	O	P	P	XXX	790
3	SUDBECK, LEVI	FR	DOANE	4.50m 14' 9"	O	O	XXO	XXO	XO	XXO	XXX				760
4	GANDY, DREW	SR	CENTRAL M	4.20m 13' 9 1/4"	XXO	XO	O	XXX							673
4	FOX, DEON	SR	CORNERST	4.20m 13' 9 1/4"	PPP	PPP	XO	P	XXX						673
4	KITSON, CAMERON	JR	BETHEL (IND)	4.20m 13' 9 1/4"	O	P	XXO	P	XXX						673
7	SMITH, KEVIN	JR	SPRING ARB	4.00m 13' 1 1/2"	O	XXX									617
7	CONNELL, COLE	SO	ST. AMBROS	4.00m 13' 1 1/2"	XXO	XXX									617
7	GERKE, BROOKS	SR	HUNTINGTO	4.00m 13' 1 1/2"	O	P	P	XXX							617

Pl	Name	Yr	Team	Mark	3.00	3.10	3.20	3.30	3.40	3.50	3.60	3.70	3.80	3.90	Pts
1	GRETZ, SETH	JR	OREGON TE	(cont'd)	PPP	PPP	PPP	PPP	PPP	PPP	PPP	PPP	PPP	PPP	819
2	WIECHMAN, LUCAS	SR	CONCORDIA	(cont'd)	PPP	PPP	PPP	PPP	PPP	PPP	PPP	PPP	PPP	PPP	790
3	SUDBECK, LEVI	FR	DOANE	(cont'd)	PPP	PPP	PPP	PPP	PPP	PPP	PPP	PPP	PPP	PPP	760
4	GANDY, DREW	SR	CENTRAL M	(cont'd)	PPP	PPP	PPP	PPP	PPP	PPP	XO	PPP	O	O	673
4	FOX, DEON	SR	CORNERST	(cont'd)	PPP	PPP	PPP	PPP	PPP	PPP	PPP	PPP	PPP	PPP	673
4	KITSON, CAMERON	JR	BETHEL (IND)	(cont'd)	PPP	PPP	PPP	PPP	PPP	PPP	PPP	PPP	PPP	O	673
7	SMITH, KEVIN	JR	SPRING ARB	(cont'd)	O	PPP	PPP	XO	XO	PPP	O	PPP	XXO	XXO	617
7	CONNELL, COLE	SO	ST. AMBROS	(cont'd)	PPP	PPP	PPP	PPP	PPP	O	PPP	XO	XXO	XO	617
7	GERKE, BROOKS	SR	HUNTINGTO	(cont'd)	PPP	PPP	PPP	PPP	PPP	PPP	PPP	PPP	PPP	PPP	617
10	STRAND, JORDAN	SR	NORTHWES	3.90m 12' 9 1/2"	PPP	PPP	O	PPP	O	PPP	XO	O	XO	XO	590
10	FOX, PHILIP	SO	BETHEL (IND)	3.90m 12' 9 1/2"	PPP	PPP	PPP	PPP	PPP	PPP	O	O	O	O	590
10	LAWSON, WINSTON	SO	VANGUARD	3.90m 12' 9 1/2"	PPP	O	PPP	PPP	O	PPP	O	O	XXO	XO	590
13	HOLZMULLER, MAXIMILIAN	FR	CARDINAL S	3.80m 12' 5 1/2"	PPP	PPP	PPP	PPP	PPP	PPP	PPP	PPP	O	PPP	562
14	NEMITZ, JACKSON	SO	WESTMONT	3.50m 11' 5 3/4"	PPP	PPP	O	O	O	O	XXX				482
15	TOP, PIETER	FR	WESTMONT	3.40m 11' 1 3/4"	O	O	O	O	O	XXX					457

Pl	Name	Yr	Team	Mark	2.50	2.60	2.70	2.80	2.90	Pts
1	GRETZ, SETH	JR	OREGON TE	(cont'd)	PPP	PPP	PPP	PPP	PPP	819
2	WIECHMAN, LUCAS	SR	CONCORDIA	(cont'd)	PPP	PPP	PPP	PPP	PPP	790
3	SUDBECK, LEVI	FR	DOANE	(cont'd)	PPP	PPP	PPP	PPP	PPP	760
4	GANDY, DREW	SR	CENTRAL M	(cont'd)	PPP	PPP	PPP	PPP	PPP	673
4	FOX, DEON	SR	CORNERST	(cont'd)	PPP	PPP	PPP	PPP	PPP	673
4	KITSON, CAMERON	JR	BETHEL (IND)	(cont'd)	PPP	PPP	PPP	PPP	PPP	673
7	SMITH, KEVIN	JR	SPRING ARB	(cont'd)	PPP	PPP	PPP	O	PPP	617
7	CONNELL, COLE	SO	ST. AMBROS	(cont'd)	PPP	PPP	PPP	PPP	PPP	617
7	GERKE, BROOKS	SR	HUNTINGTO	(cont'd)	PPP	PPP	PPP	PPP	PPP	617
10	STRAND, JORDAN	SR	NORTHWES	(cont'd)	PPP	PPP	PPP	PPP	PPP	590

**NAIA INDOOR TRACK & FIELD CHAMPIONSHIPS**

Johnson City, TN  
 David E. Walker Track at Gentry Field  
 Weather: Indoor meet  
 Host: Milligan College  
 3/2/2017 - 3/4/2017

**MEET OFFICIALS**

**Meet Director:**  
 Chris Layne  
**Meet Referee:**  
 Lawhorn, Messenger, Thuber  
**Timing:**  
 www.cfpitiming.com



**OFFICIAL MEET REPORT**  
 printed: 3/4/2017 5:49 PM

**RESULTS****#43-6 Men's Indoor Heptathlon Pole Vault (cont'd)**

Pl	Athlete	Yr	Team	Points
10	FOX, PHILIP	SO	BETHEL (IND)	(cont'd) PPP PPP PPP PPP PPP 590
10	LAWSON, WINSTON	SO	VANGUARD	(cont'd) PPP PPP PPP PPP PPP 590
13	HOLZMULLER, MAXIMILIAN	FR	CARDINAL S	(cont'd) PPP PPP PPP PPP PPP 562
14	NEMITZ, JACKSON	SO	WESTMONT	(cont'd) PPP PPP PPP PPP PPP 482
15	TOP, PIETER	FR	WESTMONT	(cont'd) PPP PPP PPP PPP XXO 457
16	LUCAS, MICHAEL	SR	DOANE	2.80m 9' 2 1/4" XXO PPP PPP <b>XXO</b> PPP 309
	KORVER, CALVIN	FR	NORTHWES	NH PPP PPP PPP XXX

**Men's Indoor Heptathlon After 6 Events**

Pl	Athlete	Yr	Team	Points
1	WIECHMAN, LUCA	SR	CONCORDIA (NEB.)	4485
2	LAWSON, WINSTO	SO	VANGUARD	4215
3	GRETZ, SETH	JR	OREGON TECH	4143
4	SMITH, KEVIN	JR	SPRING ARBOR	4047
5	SUDBECK, LEVI	FR	DOANE	4041
6	FOX, DEON	SR	CORNERSTONE	3991
7	CONNELL, COLE	SO	ST. AMBROSE	3967
8	FOX, PHILIP	SO	BETHEL (IND.)	3936
9	KITSON, CAMERO	JR	BETHEL (IND.)	3898
10	HOLZMULLER, MA	FR	CARDINAL STRITC	3862
11	STRAND, JORDAN	SR	NORTHWESTERN (I	3854
12	TOP, PIETER	FR	WESTMONT	3766
13	NEMITZ, JACKSON	SO	WESTMONT	3731
14	GERKE, BROOKS	SR	HUNTINGTON	3650
15	KORVER, CALVIN	FR	NORTHWESTERN (I	3194
16	GANDY, DREW	SR	CENTRAL METHODO	3133
17	LUCAS, MICHAEL	SR	DOANE	2656

**#43-7 Men's Indoor Heptathlon 1000 Meters**

N NAIA Championship 2:23.09 Julius Rono Roberts Wesleyan

**10:00 AM (Day 2):**

Pl	Name	Yr	Team	Time	Pts
1	TOP, PIETER	FR	WESTMONT	2:46.88	798
2	GANDY, DREW	SR	CENTRAL METHOD	2:47.01	797
3	STRAND, JORDAN	SR	NORTHWESTERN (	2:48.64	780
4	LAWSON, WINSTON	SO	VANGUARD	2:49.42	772
5	NEMITZ, JACKSON	SO	WESTMONT	2:49.47	771
6	HOLZMULLER, MAXIMILIAN	FR	CARDINAL STRITC	2:50.77	758
7	FOX, PHILIP	SO	BETHEL (IND.)	2:53.21	732
8	CONNELL, COLE	SO	ST. AMBROSE	2:55.37	710
9	KORVER, CALVIN	FR	NORTHWESTERN (	2:58.31	681
10	GRETZ, SETH	JR	OREGON TECH	3:03.20	633
11	WIECHMAN, LUCAS	SR	CONCORDIA (NEB.	3:03.84	627
12	SMITH, KEVIN	JR	SPRING ARBOR	3:07.08	597
13	SUDBECK, LEVI	FR	DOANE	3:09.56	574
14	LUCAS, MICHAEL	SR	DOANE	3:15.22	523
15	KITSON, CAMERON	JR	BETHEL (IND.)	3:19.56	485
16	GERKE, BROOKS	SR	HUNTINGTON	3:28.35	413

**NAIA INDOOR TRACK & FIELD CHAMPIONSHIPS**

Johnson City, TN  
 David E. Walker Track at Gentry Field  
 Weather: Indoor meet  
 Host: Milligan College  
 3/2/2017 - 3/4/2017

**MEET OFFICIALS**

**Meet Director:**  
 Chris Layne  
**Meet Referee:**  
 Lawhorn, Messenger, Thuber  
**Timing:**  
 www.cfpitiming.com



**OFFICIAL MEET REPORT**  
 printed: 3/4/2017 5:49 PM

**RESULTS****#43-7 Men's Indoor Heptathlon 1000 Meters (cont'd)**

10:00 AM (Day 2):

Pl	Name	Yr	Team	Time	Pts
17	FOX, DEON	SR	CORNERSTONE	3:37.39	345

**Men's Indoor Heptathlon After 7 Events**

Pl	Athlete	Yr	Team	Points
1	WIECHMAN, LUCA	SR	CONCORDIA (NEB.)	5112
2	LAWSON, WINSTO	SO	VANGUARD	4987
3	GRETZ, SETH	JR	OREGON TECH	4776
4	CONNELL, COLE	SO	ST. AMBROSE	4677
5	FOX, PHILIP	SO	BETHEL (IND.)	4668
6	SMITH, KEVIN	JR	SPRING ARBOR	4644
7	STRAND, JORDAN	SR	NORTHWESTERN (I	4634
8	HOLZMULLER, MA	FR	CARDINAL STRITC	4620
9	SUDBECK, LEVI	FR	DOANE	4615
10	TOP, PIETER	FR	WESTMONT	4564
11	NEMITZ, JACKSON	SO	WESTMONT	4502
12	KITSON, CAMERO	JR	BETHEL (IND.)	4383
13	FOX, DEON	SR	CORNERSTONE	4336
14	GERKE, BROOKS	SR	HUNTINGTON	4063
15	GANDY, DREW	SR	CENTRAL METHODO	3930
16	KORVER, CALVIN	FR	NORTHWESTERN (I	3875
17	LUCAS, MICHAEL	SR	DOANE	3179

**#1 Women's 60 Meters**

N	NAIA Championship	7.20	Kimberly Smith	Wayland Baptist	3/10/2010	Johnson City, TN
W	World Indoor	6.92	Irina Privalova	RUS	2/11/1993	Madrid, Spain
A	American Indoor	6.95	Gail Devers	Nike	3/12/1993	Toronto, Canada
C	Collegiate Indoor	7.07	Hannah Cunliffe	Oregon	2/10/2017	Albuquerque, NM

1:50 PM (Day 3):

**Finals**

Pl	Name	Yr	Team	Time	H(Pl)	Pts
1	DUNMORE, SARAH	SO	INDIANA TECH	7.54	2(1)	10
2	BRINSON, JONINA	JR	MOBILE	7.62	2(2)	8
3	WOODS, BRIANNA	SR	INDIANA TECH	7.63	2(3)	6
4J	MOODY, JENNA	JR	ST. FRANCIS (ILL.)	7.70	1(1)	5
5J	HOWARD, T'ARA	SR	LANGSTON	7.70	2(4)	4
6	REAMS, ALIYAH	SR	MISSOURI BAPTIS	7.76	1(2)	3
7	RICKS, ANIKA	SR	FRIENDS	7.80	1(3)	2
8	LEWIS, KENNAYE	SO	CARDINAL STRITC	7.81	1(4)	1

**SECTION RESULTS****Finals**

Pl	Name	Yr	Team	Time
<b>Section 1 of 2</b>				
1	MOODY, JENNA	JR	ST. FRANCIS (ILL.)	7.70
2	REAMS, ALIYAH	SR	MISSOURI BAPTIS	7.76
3	RICKS, ANIKA	SR	FRIENDS	7.80

# NAIA INDOOR TRACK & FIELD CHAMPIONSHIPS

Johnson City, TN  
David E. Walker Track at Gentry Field  
Weather: Indoor meet  
Host: Milligan College  
3/2/2017 - 3/4/2017

## MEET OFFICIALS

**Meet Director:**  
Chris Layne  
**Meet Referee:**  
Lawhorn, Messenger, Thuber  
**Timing:**  
www.cfpitiming.com



**OFFICIAL MEET REPORT**  
printed: 3/4/2017 5:49 PM

# RESULTS

## #1 Women's 60 Meters (cont'd)

### Finals

Pl	Name	Yr	Team	Time
4	LEWIS, KENNAYE	SO	CARDINAL STRITC	7.81

### Section 2 of 2

1	DUNMORE, SARAH	SO	INDIANA TECH	7.54
2	BRINSON, JONINA	JR	MOBILE	7.62
3	WOODS, BRIANNA	SR	INDIANA TECH	7.63
4	HOWARD, T'ARA	SR	LANGSTON	7.70

3:25 PM (Day 2): (Top 1 per Heat + next 3 advance)

### Prelims

Pl	Name	Yr	Team	Time	H(Pl)
1	WOODS, BRIANNA	SR	INDIANA TECH	7.59Q	1(1)
2	DUNMORE, SARAH	SO	INDIANA TECH	7.60Q	4(1)
3	BRINSON, JONINA	JR	MOBILE	7.65Q	2(1)
4	HOWARD, T'ARA	SR	LANGSTON	7.67Q	5(1)
5	MOODY, JENNA	JR	ST. FRANCIS (ILL.)	7.68q	1(2)
6	REAMS, ALIYAH	SR	MISSOURI BAPTIS	7.72q	2(2)
7	LEWIS, KENNAYE	SO	CARDINAL STRITC	7.73q	1(3)
8	JOHNSON, DEVIN	FR	WAYLAND BAPTIS	7.75	4(2)
8	CUNNINGHAM, SHANTINIQUE	SO	HASTINGS	7.75	5(2)
10	THOMPSON, PATRICIA	SR	INDIANA TECH	7.76	2(3)
11	RICKS, ANIKA	SR	FRIENDS	7.77Q	3(1)
12	PERRY, BRITTNEE	SR	INDIANA TECH	7.78	3(2)
13	GARDNER, ASIA	FR	SIENA HEIGHTS	7.79	3(3)
14	BIRKS, LATEEFAH	JR	MARIAN (IND.)	7.80	1(4)
15	POPE, ASHLI	SO	CUMBERLANDS	7.82	4(3)
16	COOKS, ANNIE	SR	WILLIAM CAREY	7.83	3(4)
16	MELVIN, CORRINE	SR	INDIANA WESLEYA	7.83	4(4)
18	WEIR, KATRINA	SR	SOUTHWEST (N.M.)	7.84	3(5)
18	TERRY, SHA'LONDA	FR	INDIANA TECH	7.84	4(5)
20	LABARE, PAIGE	FR	BIOLA	7.87	2(4)
20	ENGLE, NATALI	JR	FRIENDS	7.87	2(4)
22	YOUNG-BROOKS, MILDRENAE	SO	SIENA HEIGHTS	7.90	1(5)
23	JOSEPH, ELEKA	JR	MORNINGSIDE	7.91	5(3)
24	LILJA, LISA	FR	KEISER UNIVERSIT	7.93	5(4)
	HOLMES, TIA	JR	INDIANA TECH	FS	5

## HEAT RESULTS

### Prelims

Pl	Name	Yr	Team	Time
<b>Heat 1 of 5</b>				
1	WOODS, BRIANNA	SR	INDIANA TECH	7.59Q
2	MOODY, JENNA	JR	ST. FRANCIS (ILL.)	7.68q
3	LEWIS, KENNAYE	SO	CARDINAL STRITC	7.73q
4	BIRKS, LATEEFAH	JR	MARIAN (IND.)	7.80
5	YOUNG-BROOKS, MILDRENAE	SO	SIENA HEIGHTS	7.90

### Heat 2 of 5

**NAIA INDOOR TRACK & FIELD CHAMPIONSHIPS**

Johnson City, TN  
 David E. Walker Track at Gentry Field  
 Weather: Indoor meet  
 Host: Milligan College  
 3/2/2017 - 3/4/2017

**MEET OFFICIALS**

**Meet Director:**  
 Chris Layne  
**Meet Referee:**  
 Lawhorn, Messenger, Thuber  
**Timing:**  
 www.cfpitiming.com



**OFFICIAL MEET REPORT**  
 printed: 3/4/2017 5:49 PM

**RESULTS****#1 Women's 60 Meters (cont'd)****Prelims**

Pl	Name	Yr	Team	Time
1	BRINSON, JONINA	JR	MOBILE	7.65Q
2	REAMS, ALIYAH	SR	MISSOURI BAPTIS	7.72q
3	THOMPSON, PATRICIA	SR	INDIANA TECH	7.76
4	LABARE, PAIGE	FR	BIOLA	7.87
4	ENGLE, NATALI	JR	FRIENDS	7.87

**Heat 3 of 5**

1	RICKS, ANIKA	SR	FRIENDS	7.77Q
2	PERRY, BRITTNEE	SR	INDIANA TECH	7.78
3	GARDNER, ASIA	FR	SIENA HEIGHTS	7.79
4	COOKS, ANNIE	SR	WILLIAM CAREY	7.83
5	WEIR, KATRINA	SR	SOUTHWEST (N.M.)	7.84

**Heat 4 of 5**

1	DUNMORE, SARAH	SO	INDIANA TECH	7.60Q
2	JOHNSON, DEVIN	FR	WAYLAND BAPTIS	7.75
3	POPE, ASHLI	SO	CUMBERLANDS	7.82
4	MELVIN, CORRINE	SR	INDIANA WESLEYA	7.83
5	TERRY, SHA'LONDA	FR	INDIANA TECH	7.84

**Heat 5 of 5**

1	HOWARD, T'ARA	SR	LANGSTON	7.67Q
2	CUNNINGHAM, SHANTINIQUE	SO	HASTINGS	7.75
3	JOSEPH, ELEKA	JR	MORNINGSIDE	7.91
4	LILJA, LISA	FR	KEISER UNIVERSIT	7.93
	HOLMES, TIA	JR	INDIANA TECH	FS

**#3 Women's 200 Meters**

N	NAIA Championship	23.03	Jura Levy	Oklahoma Baptist	2012	
W	World Indoor	21.87	Merlene Ottey	JAM	2/13/1993	Lievin, France
A	American Indoor	22.33	Gwen Torrence	Mizuno	3/2/1996	Atlanta, GA
C	Collegiate Indoor	22.40	Bianca Knight	Texas	3/14/2008	Fayetteville, AR

**3:15 PM (Day 3):****Finals**

Pl	Name	Yr	Team	Time	Pts
1	WOODS, BRIANNA	SR	INDIANA TECH	24.59	10
2	DUNMORE, SARAH	SO	INDIANA TECH	24.66	8
3	LEWIS, KENNAYE	SO	CARDINAL STRITC	24.84	6
4	THOMPSON, PATRICIA	SR	INDIANA TECH	25.05	5
5	GARDNER, ASIA	FR	SIENA HEIGHTS	25.15	4

**5:40 PM (Day 2): (Top 1 per Heat + next 6 advance)****Prelims**

Pl	Name	Yr	Team	Time	H(Pl)
1	BOLTON, ARGYANA	FR	SOUTHERN-NO	24.33Q	4(1)
2	BROOKS-GILLINGS, OSHIN	SO	SOUTHERN-NO	24.59Q	1(1)
3	PENNIE, CHANTAL	SO	SOUTHERN-NO	24.70q	1(2)
4	DUNMORE, SARAH	SO	INDIANA TECH	24.74Q	3(1)
5	WOODS, BRIANNA	SR	INDIANA TECH	24.77Q	2(1)



# NAIA INDOOR TRACK & FIELD CHAMPIONSHIPS

Johnson City, TN  
David E. Walker Track at Gentry Field  
Weather: Indoor meet  
Host: Milligan College  
3/2/2017 - 3/4/2017

## MEET OFFICIALS

**Meet Director:**  
Chris Layne  
**Meet Referee:**  
Lawhorn, Messenger, Thuber  
**Timing:**  
www.cfpitiming.com



**OFFICIAL MEET REPORT**  
printed: 3/4/2017 5:49 PM

# RESULTS

## #3 Women's 200 Meters (cont'd)

5:40 PM (Day 2): (Top 1 per Heat + next 6 advance)

### Prelims

Pl	Name	Yr	Team	Time	H(Pl)
6	LEWIS, KENNAYE	SO	CARDINAL STRITC	24.82q	2(2)
7	GARDNER, ASIA	FR	SIENA HEIGHTS	24.95q	3(2)
8	THOMPSON, PATRICIA	SR	INDIANA TECH	25.05q	3(3)
9	JOHNSON, DEVIN	FR	WAYLAND BAPTIS	25.25	2(3)
10	ENGLE, NATALI	JR	FRIENDS	25.29	1(3)
11	MELVIN, CORRINE	SR	INDIANA WESLEYA	25.31	1(4)
12	TRUSS, COURTNEY	JR	AQUINAS	25.40	4(2)
13	PERRY, BRITTNEE	SR	INDIANA TECH	25.45	4(3)
14	TERRY, SHA'LONDA	FR	INDIANA TECH	25.51	2(4)
15	GIBSON, RACHEL	FR	INDIANA WESLEYA	25.55	3(4)
16	HERVEY, BAILEY	FR	MADONNA	25.63	1(5)
17	COTTON, CAITLYN	FR	HASTINGS	25.67	4(4)
18	LILJA, LISA	FR	KEISER UNIVERSIT	25.79	3(5)
19	SMITH, MOLLY JO	SR	ST. AMBROSE	25.86	2(5)
20	HOLMES, TIA	JR	INDIANA TECH	26.37	4(5)

## HEAT RESULTS

### Prelims

Pl	Name	Yr	Team	Time
<b>Heat 1 of 4</b>				
1	BROOKS-GILLINGS, OSHIN	SO	SOUTHERN-NO	24.59Q
2	PENNIE, CHANTAL	SO	SOUTHERN-NO	24.70q
3	ENGLE, NATALI	JR	FRIENDS	25.29
4	MELVIN, CORRINE	SR	INDIANA WESLEYA	25.31
5	HERVEY, BAILEY	FR	MADONNA	25.63
<b>Heat 2 of 4</b>				
1	WOODS, BRIANNA	SR	INDIANA TECH	24.77Q
2	LEWIS, KENNAYE	SO	CARDINAL STRITC	24.82q
3	JOHNSON, DEVIN	FR	WAYLAND BAPTIS	25.25
4	TERRY, SHA'LONDA	FR	INDIANA TECH	25.51
5	SMITH, MOLLY JO	SR	ST. AMBROSE	25.86
<b>Heat 3 of 4</b>				
1	DUNMORE, SARAH	SO	INDIANA TECH	24.74Q
2	GARDNER, ASIA	FR	SIENA HEIGHTS	24.95q
3	THOMPSON, PATRICIA	SR	INDIANA TECH	25.05q
4	GIBSON, RACHEL	FR	INDIANA WESLEYA	25.55
5	LILJA, LISA	FR	KEISER UNIVERSIT	25.79
<b>Heat 4 of 4</b>				
1	BOLTON, ARGYANA	FR	SOUTHERN-NO	24.33Q
2	TRUSS, COURTNEY	JR	AQUINAS	25.40
3	PERRY, BRITTNEE	SR	INDIANA TECH	25.45
4	COTTON, CAITLYN	FR	HASTINGS	25.67
5	HOLMES, TIA	JR	INDIANA TECH	26.37

# NAIA INDOOR TRACK & FIELD CHAMPIONSHIPS

Johnson City, TN  
David E. Walker Track at Gentry Field  
Weather: Indoor meet  
Host: Milligan College  
3/2/2017 - 3/4/2017

## MEET OFFICIALS

**Meet Director:**  
Chris Layne  
**Meet Referee:**  
Lawhorn, Messenger, Thuber  
**Timing:**  
www.cfpitiming.com



**OFFICIAL MEET REPORT**  
printed: 3/4/2017 5:49 PM

# RESULTS

## #40 Women's 400 Meters

N	NAIA Championship	53.05	Fatimat Yusuf	Azusa Pacific	1996	
W	World Indoor	49.59	Jamila Kratochvilova	TCH	3/7/1982	Milan, Spain
A	American Indoor	50.46	Phyllis Francis	Oregon	3/15/2014	Albuquerque, NM
C	Collegiate Indoor	50.46	Phyllis Francis	Oregon	3/15/2014	Albuquerque, NM

1:05 PM (Day 3):

### Finals

Pl	Name	Yr	Team	Time	H(Pl)	Pts
1	MOODY, JENNA	JR	ST. FRANCIS (ILL.)	55.72	2(1)	10
2	HYLTON, SHADAE	JR	SOUTHERN-NO	56.16	2(2)	8
3	SMIKLE, KIMONA	SO	SOUTHERN-NO	57.00	2(3)	6
4	GREEN, SHANTAE	SO	SOUTHERN-NO	57.15	1(1)	5
5	BARTH, KARA	SR	CARROLL	57.38	2(4)	4
6	VELGERSDYK, MIRANDA	JR	DORDT	57.54	1(2)	3
7	KENNEDY, PATIENCE	SO	INDIANA TECH	58.10	1(3)	2
8	MOORE, ALEXIS	FR	SIENA HEIGHTS	58.23	1(4)	1

## SECTION RESULTS

### Finals

Pl	Name	Yr	Team	Time
<b>Section 1 of 2</b>				
1	GREEN, SHANTAE	SO	SOUTHERN-NO	57.15
2	VELGERSDYK, MIRANDA	JR	DORDT	57.54
3	KENNEDY, PATIENCE	SO	INDIANA TECH	58.10
4	MOORE, ALEXIS	FR	SIENA HEIGHTS	58.23

### Section 2 of 2

1	MOODY, JENNA	JR	ST. FRANCIS (ILL.)	55.72
2	HYLTON, SHADAE	JR	SOUTHERN-NO	56.16
3	SMIKLE, KIMONA	SO	SOUTHERN-NO	57.00
4	BARTH, KARA	SR	CARROLL	57.38

2:05 PM (Day 2): (Top 1 per Heat + next 3 advance)

### Prelims

Pl	Name	Yr	Team	Time	H(Pl)
1	MOODY, JENNA	JR	ST. FRANCIS (ILL.)	55.77q	3(1)
2	HYLTON, SHADAE	JR	SOUTHERN-NO	56.71q	1(1)
3	GREEN, SHANTAE	SO	SOUTHERN-NO	57.21q	5(1)
4	VELGERSDYK, MIRANDA	JR	DORDT	57.26q	2(1)
5	KENNEDY, PATIENCE	SO	INDIANA TECH	57.76q	5(2)
6	SMIKLE, KIMONA	SO	SOUTHERN-NO	57.88q	3(2)
7	MOORE, ALEXIS	FR	SIENA HEIGHTS	57.97q	1(2)
8	BARTH, KARA	SR	CARROLL	58.07q	4(1)
9	SMITH, MOLLY JO	SR	ST. AMBROSE	58.25	2(2)
10	DEHAVEN-BOYD, ALEXIA	SO	LINDSEY WILSON	58.39	2(3)
11	WHITE, MONICA	SO	CARROLL	58.45	3(3)
12	FLOYD, ANALIS	SO	AQUINAS	58.55	1(3)
13	LAMPE, SARAH	SR	ST. AMBROSE	58.63	5(3)
14	AYERS, RONNOJA	JR	GRAND VIEW	58.97	2(4)
15	EHMANN, KEELY	SO	CARROLL	59.02	5(4)

**NAIA INDOOR TRACK & FIELD CHAMPIONSHIPS**

Johnson City, TN  
 David E. Walker Track at Gentry Field  
 Weather: Indoor meet  
 Host: Milligan College  
 3/2/2017 - 3/4/2017

**MEET OFFICIALS**

**Meet Director:**  
 Chris Layne  
**Meet Referee:**  
 Lawhorn, Messenger, Thuber  
**Timing:**  
 www.cfpitiming.com



**OFFICIAL MEET REPORT**  
 printed: 3/4/2017 5:49 PM

**RESULTS****#40 Women's 400 Meters (cont'd)**

2:05 PM (Day 2): (Top 1 per Heat + next 3 advance)

**Prelims**

Pl	Name	Yr	Team	Time	H(Pl)
16	MORGAN, PEARL	FR	CENTRAL METHOD	59.19	1(4)
17	HOLLINS, E'KEISHA	JR	WAYLAND BAPTIS	59.22	5(5)
18	NEALY, TISIAN	FR	ST. MARY (KAN.)	59.66	3(4)
19	BRAIMBRIDGE, AMY	FR	MCPHERSON	59.87	4(2)
20	SMITH, NIKKI	FR	COLUMBIA (MO.)	59.90	5(6)
21	MOODY, AYANNA	SO	INDIANA TECH	59.93	4(3)
22	MARTIN, SHANNON	FR	CAMPBELLSVILLE	1:00.14	1(5)
23	BANTZ, EMILY	SR	INDIANA WESLEYA	1:00.46	3(5)
24	ENGLE, NATALI	JR	FRIENDS	1:01.45	4(4)
25	COLBERT, ANGERIKA	JR	LIFE	1:01.54	4(5)
26	WILLIAMS, IMANI	FR	LIFE	1:03.13	2(5)

**HEAT RESULTS****Prelims**

Pl	Name	Yr	Team	Time
<b>Heat 1 of 5</b>				
1	HYLTON, SHADAE	JR	SOUTHERN-NO	56.71Q
2	MOORE, ALEXIS	FR	SIENA HEIGHTS	57.97q
3	FLOYD, ANALIS	SO	AQUINAS	58.55
4	MORGAN, PEARL	FR	CENTRAL METHOD	59.19
5	MARTIN, SHANNON	FR	CAMPBELLSVILLE	1:00.14
<b>Heat 2 of 5</b>				
1	VELGERSDYK, MIRANDA	JR	DORDT	57.26Q
2	SMITH, MOLLY JO	SR	ST. AMBROSE	58.25
3	DEHAVEN-BOYD, ALEXIA	SO	LINDSEY WILSON	58.39
4	AYERS, RONNOJA	JR	GRAND VIEW	58.97
5	WILLIAMS, IMANI	FR	LIFE	1:03.13
<b>Heat 3 of 5</b>				
1	MOODY, JENNA	JR	ST. FRANCIS (ILL.)	55.77Q
2	SMIKLE, KIMONA	SO	SOUTHERN-NO	57.88q
3	WHITE, MONICA	SO	CARROLL	58.45
4	NEALY, TISIAN	FR	ST. MARY (KAN.)	59.66
5	BANTZ, EMILY	SR	INDIANA WESLEYA	1:00.46
<b>Heat 4 of 5</b>				
1	BARTH, KARA	SR	CARROLL	58.07Q
2	BRAIMBRIDGE, AMY	FR	MCPHERSON	59.87
3	MOODY, AYANNA	SO	INDIANA TECH	59.93
4	ENGLE, NATALI	JR	FRIENDS	1:01.45
5	COLBERT, ANGERIKA	JR	LIFE	1:01.54
<b>Heat 5 of 5</b>				
1	GREEN, SHANTAE	SO	SOUTHERN-NO	57.21Q
2	KENNEDY, PATIENCE	SO	INDIANA TECH	57.76q
3	LAMPE, SARAH	SR	ST. AMBROSE	58.63
4	EHMANN, KEELY	SO	CARROLL	59.02

**NAIA INDOOR TRACK & FIELD CHAMPIONSHIPS**

Johnson City, TN  
 David E. Walker Track at Gentry Field  
 Weather: Indoor meet  
 Host: Milligan College  
 3/2/2017 - 3/4/2017

**MEET OFFICIALS**

**Meet Director:**  
 Chris Layne  
**Meet Referee:**  
 Lawhorn, Messenger, Thuber  
**Timing:**  
 www.cfpitiming.com



**OFFICIAL MEET REPORT**  
 printed: 3/4/2017 5:49 PM

**RESULTS****#40 Women's 400 Meters (cont'd)****Prelims**

Pl	Name	Yr	Team	Time
5	HOLLINS, E'KEISHA	JR	WAYLAND BAPTIS	59.22
6	SMITH, NIKKI	FR	COLUMBIA (MO.)	59.90

**#5 Women's 600 Meters**

N NAIA Championship 1:30.49 Elysia Hodges Westmont 3/11/2014

**1:25 PM (Day 3):****Finals**

Pl	Name	Yr	Team	Time	H(Pl)	Pts
1	NEEDHAM, TAYLOR	JR	SOUTHWESTERN (	1:33.46	2(1)	10
2	PHIPPS, TARYN	SR	WESTMONT	1:36.07	2(2)	8
3	BLATTNER, KARI	SO	SOUTHWESTERN (	1:36.42	1(1)	6
4	CROSBY, MARJORIE	SO	TAYLOR	1:36.87	2(3)	5
5	MUILENBURG, REBEKAH	SO	NORTHWESTERN (	1:37.19	1(2)	4
6	RIDAL, MARIAH	SR	SIENA HEIGHTS	1:37.81	2(4)	3
7	HEUCHERT, RACHEL	SR	JAMESTOWN	1:38.67	1(3)	2
8	HUNDLEY, SHELBY	SO	FRIENDS	1:39.44	1(4)	1

**SECTION RESULTS****Finals**

Pl	Name	Yr	Team	Time
<b>Section 1 of 2</b>				
1	BLATTNER, KARI	SO	SOUTHWESTERN (	1:36.42
2	MUILENBURG, REBEKAH	SO	NORTHWESTERN (	1:37.19
3	HEUCHERT, RACHEL	SR	JAMESTOWN	1:38.67
4	HUNDLEY, SHELBY	SO	FRIENDS	1:39.44

**Section 2 of 2**

1	NEEDHAM, TAYLOR	JR	SOUTHWESTERN (	1:33.46
2	PHIPPS, TARYN	SR	WESTMONT	1:36.07
3	CROSBY, MARJORIE	SO	TAYLOR	1:36.87
4	RIDAL, MARIAH	SR	SIENA HEIGHTS	1:37.81

**2:45 PM (Day 2): (Top 1 per Heat + next 4 advance)****Prelims**

Pl	Name	Yr	Team	Time	H(Pl)
1	NEEDHAM, TAYLOR	JR	SOUTHWESTERN (	1:33.46q	1(1)
2	CROSBY, MARJORIE	SO	TAYLOR	1:34.54q	1(2)
3	PHIPPS, TARYN	SR	WESTMONT	1:35.05q	3(1)
4	MUILENBURG, REBEKAH	SO	NORTHWESTERN (	1:35.16q	3(2)
5	RIDAL, MARIAH	SR	SIENA HEIGHTS	1:35.64q	1(3)
6	HEUCHERT, RACHEL	SR	JAMESTOWN	1:35.97q	1(4)
7	BLATTNER, KARI	SO	SOUTHWESTERN (	1:36.08q	2(1)
8	BLACKWELL, BRIANNA	SR	MIDAMERICA NAZA	1:36.73	2(2)
9	ADAMS, DOROTHY	JR	MISSOURI VALLEY	1:36.86	3(3)
10	HUNDLEY, SHELBY	SO	FRIENDS	1:36.91q	4(1)
11	DANIELS, PATRICE	JR	WAYLAND BAPTIS	1:36.97	3(4)
12	NELL, STEFANI	SO	OKLAHOMA CITY	1:37.17	4(2)
13	FLORES, ALEXIS	JR	WAYLAND BAPTIS	1:37.27	4(3)

# NAIA INDOOR TRACK & FIELD CHAMPIONSHIPS

Johnson City, TN  
David E. Walker Track at Gentry Field  
Weather: Indoor meet  
Host: Milligan College  
3/2/2017 - 3/4/2017

## MEET OFFICIALS

**Meet Director:**  
Chris Layne  
**Meet Referee:**  
Lawhorn, Messenger, Thuber  
**Timing:**  
www.cfpitiming.com



**OFFICIAL MEET REPORT**  
printed: 3/4/2017 5:49 PM

# RESULTS

## #5 Women's 600 Meters (cont'd)

2:45 PM (Day 2): (Top 1 per Heat + next 4 advance)

### Prelims

Pl	Name	Yr	Team	Time	H(Pl)
14	WILSON, APRIL	SR	INDIANA TECH	1:37.34	4(4)
15	HOFF-AU, KIANA	SO	MOUNT MARTY	1:37.39	1(5)
16	BRANNAGAN, KALYN	SR	DOANE	1:37.48	2(3)
17	BOER, PAYTON	SO	MORNINGSIDE	1:37.79	4(5)
18	WILGENBURG, JENNA	SO	DORDT	1:37.84	4(6)
19	PEKEL, BRIANNA	JR	SIENA HEIGHTS	1:37.89	3(5)
20	VLASIN, MARTI	SR	CONCORDIA (NEB.)	1:38.44	2(4)
21	VANDER POEL, KATHRYN	SO	MOUNT MERCY	1:38.45	3(6)
22	KING, KENNEDY	JR	GRAND VIEW	1:38.78	1(6)
23	AMBUUL, TERESA	FR	ST. GREGORY'S	1:39.42	2(5)
24	WALKER, ARDEEN	FR	MIDAMERICA NAZA	1:41.29	2(6)

## HEAT RESULTS

### Prelims

Pl	Name	Yr	Team	Time
<b>Heat 1 of 4</b>				
1	NEEDHAM, TAYLOR	JR	SOUTHWESTERN (	1:33.46Q
2	CROSBY, MARJORIE	SO	TAYLOR	1:34.54q
3	RIDAL, MARIAH	SR	SIENA HEIGHTS	1:35.64q
4	HEUCHERT, RACHEL	SR	JAMESTOWN	1:35.97q
5	HOFF-AU, KIANA	SO	MOUNT MARTY	1:37.39
6	KING, KENNEDY	JR	GRAND VIEW	1:38.78
<b>Heat 2 of 4</b>				
1	BLATTNER, KARI	SO	SOUTHWESTERN (	1:36.08Q
2	BLACKWELL, BRIANNA	SR	MIDAMERICA NAZA	1:36.73
3	BRANNAGAN, KALYN	SR	DOANE	1:37.48
4	VLASIN, MARTI	SR	CONCORDIA (NEB.)	1:38.44
5	AMBUUL, TERESA	FR	ST. GREGORY'S	1:39.42
6	WALKER, ARDEEN	FR	MIDAMERICA NAZA	1:41.29
<b>Heat 3 of 4</b>				
1	PHIPPS, TARYN	SR	WESTMONT	1:35.05Q
2	MUILENBURG, REBEKAH	SO	NORTHWESTERN (	1:35.16q
3	ADAMS, DOROTHY	JR	MISSOURI VALLEY	1:36.86
4	DANIELS, PATRICE	JR	WAYLAND BAPTIS	1:36.97
5	PEKEL, BRIANNA	JR	SIENA HEIGHTS	1:37.89
6	VANDER POEL, KATHRYN	SO	MOUNT MERCY	1:38.45
<b>Heat 4 of 4</b>				
1	HUNDLEY, SHELBY	SO	FRIENDS	1:36.91Q
2	NELL, STEFANI	SO	OKLAHOMA CITY	1:37.17
3	FLORES, ALEXIS	JR	WAYLAND BAPTIS	1:37.27
4	WILSON, APRIL	SR	INDIANA TECH	1:37.34
5	BOER, PAYTON	SO	MORNINGSIDE	1:37.79
6	WILGENBURG, JENNA	SO	DORDT	1:37.84

# NAIA INDOOR TRACK & FIELD CHAMPIONSHIPS

Johnson City, TN  
David E. Walker Track at Gentry Field  
Weather: Indoor meet  
Host: Milligan College  
3/2/2017 - 3/4/2017

## MEET OFFICIALS

**Meet Director:**  
Chris Layne  
**Meet Referee:**  
Lawhorn, Messenger, Thuber  
**Timing:**  
www.cfpitiming.com



**OFFICIAL MEET REPORT**  
printed: 3/4/2017 5:49 PM

# RESULTS

## #7 Women's 800 Meters

N	NAIA Championship	2:04.94	Helen Crofts	Simon Fraser		
W	World Indoor	1:55.82	Jolanda Ceplak	SLO		Vienna, Austria
A	American Indoor	1:58.27	Ajee' Wilson	adidas	2/11/2017	New York, NY
C	Collegiate Indoor	2:00.69	Jazmine Fray	Texas A&M	2/11/2017	Clemson, SC

2:10 PM (Day 3):

### Finals

Pl	Name	Yr	Team	Time	Pts
1	SEGRAVE, HANNAH	SR	MILLIGAN	2:07.49	10
2	LANDHUIS, KATIE	JR	NORTHWESTERN (	2:14.23	8
3	BEEZHOLD, ALEXA	JR	OLIVET NAZARENE	2:15.13	6
4	WILLIAMS, ELIZABETH	FR	WAYLAND BAPTIS	2:15.73	5
5	CANO, TIFFANY	SO	WAYLAND BAPTIS	2:15.98	4
6	MALMBORG, JOSEFINE	SO	KEISER UNIVERSIT	2:16.06	3
7	LEWIS, KELSEY	SR	DORDT	2:16.69	2
8	JENSEN, ARIEL	JR	LEWIS-CLARK	2:17.49	1

3:45 PM (Day 2): (Top 2 per Heat + next 4 advance)

### Prelims

Pl	Name	Yr	Team	Time	H(Pl)
1	SEGRAVE, HANNAH	SR	MILLIGAN	2:12.73Q	2(1)
2	BEEZHOLD, ALEXA	JR	OLIVET NAZARENE	2:14.60Q	2(2)
3	LANDHUIS, KATIE	JR	NORTHWESTERN (	2:16.86Q	1(1)
4	MALMBORG, JOSEFINE	SO	KEISER UNIVERSIT	2:17.33Q	1(2)
5	LEWIS, KELSEY	SR	DORDT	2:17.49q	2(3)
6	WILLIAMS, ELIZABETH	FR	WAYLAND BAPTIS	2:17.70q	2(4)
7	JENSEN, ARIEL	JR	LEWIS-CLARK	2:17.72q	1(3)
8	CANO, TIFFANY	SO	WAYLAND BAPTIS	2:18.33q	2(5)
9	PEACE, MADISON	SR	CUMBERLANDS	2:18.54	2(6)
10	BROWN-DIVAN, KARLEY	SR	OLIVET NAZARENE	2:18.81	1(4)
11	WOODALL, NICOLE	SR	ST. AMBROSE	2:20.77	2(7)
12	GALLAGHER, KARLIE	JR	MADONNA	2:23.26	1(5)
13	PETRAS, MARLEIGH	JR	CARDINAL STRITC	2:27.98	1(6)

## HEAT RESULTS

### Prelims

Pl	Name	Yr	Team	Time
<b>Heat 1 of 2</b>				
1	LANDHUIS, KATIE	JR	NORTHWESTERN (	2:16.86Q
2	MALMBORG, JOSEFINE	SO	KEISER UNIVERSIT	2:17.33Q
3	JENSEN, ARIEL	JR	LEWIS-CLARK	2:17.72q
4	BROWN-DIVAN, KARLEY	SR	OLIVET NAZARENE	2:18.81
5	GALLAGHER, KARLIE	JR	MADONNA	2:23.26
6	PETRAS, MARLEIGH	JR	CARDINAL STRITC	2:27.98
<b>Heat 2 of 2</b>				
1	SEGRAVE, HANNAH	SR	MILLIGAN	2:12.73Q
2	BEEZHOLD, ALEXA	JR	OLIVET NAZARENE	2:14.60Q
3	LEWIS, KELSEY	SR	DORDT	2:17.49q

# NAIA INDOOR TRACK & FIELD CHAMPIONSHIPS

Johnson City, TN  
David E. Walker Track at Gentry Field  
Weather: Indoor meet  
Host: Milligan College  
3/2/2017 - 3/4/2017

## MEET OFFICIALS

**Meet Director:**  
Chris Layne  
**Meet Referee:**  
Lawhorn, Messenger, Thuber  
**Timing:**  
www.cfpitiming.com



**OFFICIAL MEET REPORT**  
printed: 3/4/2017 5:49 PM

# RESULTS

## #7 Women's 800 Meters (cont'd)

### Prelims

Pl	Name	Yr	Team	Time
4	WILLIAMS, ELIZABETH	FR	WAYLAND BAPTIS	2:17.70q
5	CANO, TIFFANY	SO	WAYLAND BAPTIS	2:18.33q
6	PEACE, MADISON	SR	CUMBERLANDS	2:18.54
7	WOODALL, NICOLE	SR	ST. AMBROSE	2:20.77

## #9 Women's 1000 Meters

N NAIA Championship 2:45.81 Hanna Hermansson Marymount

### 2:25 PM (Day 3):

#### Finals

Pl	Name	Yr	Team	Time	Pts
1	SIGAFOOSE, ADRI	JR	AQUINAS	2:50.74	10
2	SHIELDS, ANNA	SO	POINT PARK	2:51.80	8
3	MOORE, SARA	SR	OKLAHOMA CITY	2:55.24	6
4	BOSCH, KATIE	JR	NORTHWESTERN (	2:56.64	5
5	MUMM, MICHELLE	JR	MORNINGSIDE	2:58.04	4
6	JOURDAN, ASHLEY	SR	TRINITY CHRISTIA	2:58.10	3
7	ESPOSITO, LEAH	SR	CARROLL	3:01.49	2
8	RUSSO, ASHLEY	JR	SIENA HEIGHTS	3:04.30	1

### 4:15 PM (Day 2): (Top 2 per Heat + next 2 advance)

#### Prelims

Pl	Name	Yr	Team	Time	H(Pl)
1	SHIELDS, ANNA	SO	POINT PARK	2:52.08Q	3(1)
2	SIGAFOOSE, ADRI	JR	AQUINAS	2:55.86Q	2(1)
3	MOORE, SARA	SR	OKLAHOMA CITY	2:55.98Q	1(1)
4	ESPOSITO, LEAH	SR	CARROLL	2:56.18Q	1(2)
5	RUSSO, ASHLEY	JR	SIENA HEIGHTS	2:57.52Q	2(2)
6	BOSCH, KATIE	JR	NORTHWESTERN (	2:57.76q	1(3)
7	MUMM, MICHELLE	JR	MORNINGSIDE	2:58.12Q	3(2)
8	JOURDAN, ASHLEY	SR	TRINITY CHRISTIA	2:58.29q	1(4)
9	VAN ZEE, JUSTINE	SR	DORDT	2:58.81	3(3)
10	HUNSAKER, HANNAH	JR	BIOLA	2:59.57	2(3)
11	SOSA, SILVIA	JR	WAYLAND BAPTIS	2:59.81	2(4)
12	WATKINS, NICOLE	SR	ST. XAVIER	3:01.30	2(5)
13	SMALLFOOT, KYLEE	JR	MIDLAND	3:02.02	1(5)
14	BLAGG, RACHEL	SO	TAYLOR	3:03.12	3(4)
15	FIFIELD, MACALA	JR	CARROLL	3:03.97	3(5)
16	LOPEZ, LESLEY	JR	ST. FRANCIS (ILL.)	3:05.78	1(6)
17	GLENCROSS, LAUREN	SO	COLUMBIA (S.C.)	3:06.68	2(6)
18	HAAS, KATLYN	FR	MILLIGAN	3:06.79	3(6)

## HEAT RESULTS

### Prelims

Pl	Name	Yr	Team	Time
<b>Heat 1 of 3</b>				
1	MOORE, SARA	SR	OKLAHOMA CITY	2:55.98Q



# NAIA INDOOR TRACK & FIELD CHAMPIONSHIPS

Johnson City, TN  
David E. Walker Track at Gentry Field  
Weather: Indoor meet  
Host: Milligan College  
3/2/2017 - 3/4/2017

## MEET OFFICIALS

**Meet Director:**  
Chris Layne  
**Meet Referee:**  
Lawhorn, Messenger, Thuber  
**Timing:**  
www.cfpitiming.com



**OFFICIAL MEET REPORT**  
printed: 3/4/2017 5:49 PM

# RESULTS

## #9 Women's 1000 Meters (cont'd)

### Prelims

Pl	Name	Yr	Team	Time
2	ESPOSITO, LEAH	SR	CARROLL	2:56.18Q
3	BOSCH, KATIE	JR	NORTHWESTERN (	2:57.76q
4	JOURDAN, ASHLEY	SR	TRINITY CHRISTIA	2:58.29q
5	SMALLFOOT, KYLEE	JR	MIDLAND	3:02.02
6	LOPEZ, LESLEY	JR	ST. FRANCIS (ILL.)	3:05.78

### Heat 2 of 3

1	SIGAFOOSE, ADRI	JR	AQUINAS	2:55.86Q
2	RUSSO, ASHLEY	JR	SIENA HEIGHTS	2:57.52Q
3	HUNSAKER, HANNAH	JR	BIOLA	2:59.57
4	SOSA, SILVIA	JR	WAYLAND BAPTIS	2:59.81
5	WATKINS, NICOLE	SR	ST. XAVIER	3:01.30
6	GLENCROSS, LAUREN	SO	COLUMBIA (S.C.)	3:06.68

### Heat 3 of 3

1	SHIELDS, ANNA	SO	POINT PARK	2:52.08Q
2	MUMM, MICHELLE	JR	MORNINGSIDE	2:58.12Q
3	VAN ZEE, JUSTINE	SR	DORDT	2:58.81
4	BLAGG, RACHEL	SO	TAYLOR	3:03.12
5	FIFIELD, MACALA	JR	CARROLL	3:03.97
6	HAAS, KATLYN	FR	MILLIGAN	3:06.79

## #11 Women's 1 Mile Run

N	NAIA Championship	4:37.26	Hannah Fields (Helker)	Oklahoma Baptist	2015	
W	World Indoor	4:13.31	Genzebe Dibaba	ETH	2/17/2016	Stockholm, SWE
A	American Indoor	4:20.0h	Mary Slaney	Athletics West	2/19/1982	San Diego, CA
C	Collegiate Indoor	4:25.91	Jenny Barringer	Colorado	2/28/2009	College Station,

### 12:25 PM (Day 3):

Pl	Name	Yr	Team	Time	Pts
1	OLOWORA, AMINAT	SO	OKLAHOMA CITY	4:48.01	10
2	SHIELDS, ANNA	SO	POINT PARK	4:51.39	8
3	ESPOSITO, LEAH	SR	CARROLL	4:57.62	6
4	PERKINSON, JESSA	SO	SOUTHERN OREG	4:58.16	5
5	TREMAINE, AUDREY	SR	CORNERSTONE	5:03.88	4
6	MORENO, LORENA	JR	ST. MARY (KAN.)	5:04.15	3
7	MCBEATH, SARAH	SR	INDIANA WESLEYA	5:04.83	2
8	WILSON, LYDIA	FR	MONTREAT	5:06.75	1
9	KNOTT, ASHLEE	JR	ST. FRANCIS (ILL.)	5:13.43	
10	CASSAR, BROOKE	JR	OKLAHOMA CITY	5:20.62	

# NAIA INDOOR TRACK & FIELD CHAMPIONSHIPS

Johnson City, TN  
David E. Walker Track at Gentry Field  
Weather: Indoor meet  
Host: Milligan College  
3/2/2017 - 3/4/2017

## MEET OFFICIALS

**Meet Director:**  
Chris Layne  
**Meet Referee:**  
Lawhorn, Messenger, Thuber  
**Timing:**  
www.cfpitiming.com



**OFFICIAL MEET REPORT**  
printed: 3/4/2017 5:49 PM

# RESULTS

## #13 Women's 3000 Meters

N	NAIA Championship	9:30.06	Miriam Kaumba	Oklahoma Baptist		
W	World Indoor	8:23.72	Meseret Defar	ETH		Stuttgart,
A	American Indoor	8:33.25	Shalane Flanagan	Nike	1/27/2007	Boston, MA
C	Collegiate Indoor	8:42.03	Jenny Barringer	Colorado	2/14/2009	College Station,

2:45 PM (Day 3):

### Finals

Pl	Name	Yr	Team	Time	Pts
1	LOWORA, AMINAT	SO	OKLAHOMA CITY	9:46.78	10
2	DAWSON, LYNDEE	JR	BIOLA	9:48.41	8
3	KEARNEY, EMILY	FR	SCAD ATLANTA	9:48.73	6
4	DEWISPELARE, MARISSA	SR	DOANE	9:54.22	5
5	MATO, LYDIA	SR	OKLAHOMA CITY	9:57.62	4
6	MUNDEL, SAMANTHA	SO	CARROLL	9:57.85	3
7	VITALE-SULLIVAN, MOLLY	FR	COLLEGE OF IDAH	9:59.00	2
8	LEIGHTON, LUCY	SR	BENEDICTINE (KA	10:11.52	1
9	SHEPHERD, TIFFANY	SR	MORNINGSIDE	10:16.99	
10	ROBINSON, JACQUELYN	JR	MILLIGAN	10:20.71	
11	KLOPFENSTEIN, LILA	SR	COLLEGE OF IDAH	10:23.99	
12	BUCHMAN, ELISE	SR	BENEDICTINE (KA	10:28.12	

4:55 PM (Day 2): (Top 4 per Heat + next 4 advance)

### Prelims

Pl	Name	Yr	Team	Time	H(Pl)
1	KEARNEY, EMILY	FR	SCAD ATLANTA	10:14.45Q	1(1)
2	MUNDEL, SAMANTHA	SO	CARROLL	10:19.25Q	1(2)
3	LOWORA, AMINAT	SO	OKLAHOMA CITY	10:19.29Q	2(1)
4	MATO, LYDIA	SR	OKLAHOMA CITY	10:19.62Q	2(2)
5	DEWISPELARE, MARISSA	SR	DOANE	10:20.35Q	2(3)
6	KLOPFENSTEIN, LILA	SR	COLLEGE OF IDAH	10:20.90Q	2(4)
7	VITALE-SULLIVAN, MOLLY	FR	COLLEGE OF IDAH	10:21.27Q	1(3)
8	SHEPHERD, TIFFANY	SR	MORNINGSIDE	10:21.41q	2(5)
9	DAWSON, LYNDEE	JR	BIOLA	10:21.67Q	1(4)
10	LEIGHTON, LUCY	SR	BENEDICTINE (KA	10:22.02q	2(6)
11	ROBINSON, JACQUELYN	JR	MILLIGAN	10:29.05q	2(7)
12	BUCHMAN, ELISE	SR	BENEDICTINE (KA	10:35.57q	1(5)
13	OGILVIE, SYDNI	JR	SOUTHEASTERN U	10:47.33	1(6)
14	KROHN, ERIN	FR	MIDAMERICA NAZA	10:56.30	1(7)
15	SHANLEY, KAYLEE	SO	MIDAMERICA NAZA	11:09.05	2(7)
	CASSAR, BROOKE	JR	OKLAHOMA CITY	DNS	1

## HEAT RESULTS

### Prelims

Pl	Name	Yr	Team	Time
Heat 1 of 2				
1	KEARNEY, EMILY	FR	SCAD ATLANTA	10:14.45Q
2	MUNDEL, SAMANTHA	SO	CARROLL	10:19.25Q
3	VITALE-SULLIVAN, MOLLY	FR	COLLEGE OF IDAH	10:21.27Q

**NAIA INDOOR TRACK & FIELD CHAMPIONSHIPS**

Johnson City, TN  
 David E. Walker Track at Gentry Field  
 Weather: Indoor meet  
 Host: Milligan College  
 3/2/2017 - 3/4/2017

**MEET OFFICIALS**

**Meet Director:**  
 Chris Layne  
**Meet Referee:**  
 Lawhorn, Messenger, Thuber  
**Timing:**  
 www.cfpitiming.com



**OFFICIAL MEET REPORT**  
 printed: 3/4/2017 5:49 PM

**RESULTS****#13 Women's 3000 Meters (cont'd)****Prelims**

Pl	Name	Yr	Team	Time
4	DAWSON, LYNDEE	JR	BIOLA	10:21.67Q
5	BUCHMAN, ELISE	SR	BENEDICTINE (KA	10:35.57q
6	OGILVIE, SYDNI	JR	SOUTHEASTERN U	10:47.33
7	KROHN, ERIN	FR	MIDAMERICA NAZA	10:56.30
	CASSAR, BROOKE	JR	OKLAHOMA CITY	DNS

**Heat 2 of 2**

1	OLOWORA, AMINAT	SO	OKLAHOMA CITY	10:19.29Q
2	MATO, LYDIA	SR	OKLAHOMA CITY	10:19.62Q
3	DEWISPELARE, MARISSA	SR	DOANE	10:20.35Q
4	KLOPFENSTEIN, LILA	SR	COLLEGE OF IDAH	10:20.90Q
5	SHEPHERD, TIFFANY	SR	MORNINGSIDE	10:21.41q
6	LEIGHTON, LUCY	SR	BENEDICTINE (KA	10:22.02q
7	ROBINSON, JACQUELYN	JR	MILLIGAN	10:29.05q
7	SHANLEY, KAYLEE	SO	MIDAMERICA NAZA	11:09.05

**#15 Women's 5000 Meters**

N	NAIA Championship	16:20.97	Mirian Kaumba	Oklahoma Baptist	2005	Johnson City, TN
W	World Indoor	14:18.86	Genzebe Dibaba	ETH	2/19/2015	Stockholm,
A	American Indoor	14:47.52	Shalane Flanagan	Nike	2/7/2009	Boston, MA
C	Collegiate Indoor	15:12.22	Emily Sisson	Providence	2/28/2015	New York, NY

**3:35 PM (Day 3):****Finals**

Pl	Name	Yr	Team	Time	Pts
1	WILLGING, ELLIE	JR	ST. XAVIER	17:01.94	10
2	JOHNSTON, STEPHANIE	JR	CONCORDIA (MICH	17:14.96	8
3	MATO, LYDIA	SR	OKLAHOMA CITY	17:24.20	6
4	MIDDAUGH, KATHY	SR	AQUINAS	17:26.61	5
5	JEMELI, JACKLINE	SO	WAYLAND BAPTIS	17:29.64	4
6	WERNER, MICHAELA	JR	OKLAHOMA CITY	17:31.08	3
7	VAN CALCAR, GRETA	FR	SCAD ATLANTA	17:31.95	2
8	YOUNG, ARIEL	SO	OHIO CHRISTIAN	17:41.27	1
9	REID, JANIE	JR	CARROLL	17:48.90	
10	KAster, JULIA	SO	SOUTHEASTERN U	17:58.02	
11	LOPEZ, SELENE	SR	WAYLAND BAPTIS	18:02.66	
12	POSTHUMA, MORGAN	SO	DAVENPORT	18:53.67	

**4:00 PM (Day 1): (Top 4 per Heat + next 4 advance)****Prelims**

Pl	Name	Yr	Team	Time	H(Pl)
1	WILLGING, ELLIE	JR	ST. XAVIER	17:30.25Q	2(1)
2	JOHNSTON, STEPHANIE	JR	CONCORDIA (MICH	17:35.75Q	1(1)
3	MIDDAUGH, KATHY	SR	AQUINAS	17:37.77Q	1(2)
4	VAN CALCAR, GRETA	FR	SCAD ATLANTA	17:38.37Q	1(3)
5	MATO, LYDIA	SR	OKLAHOMA CITY	17:40.11Q	1(4)
6	JEMELI, JACKLINE	SO	WAYLAND BAPTIS	17:41.16Q	2(2)
7	YOUNG, ARIEL	SO	OHIO CHRISTIAN	17:41.39Q	2(3)

# NAIA INDOOR TRACK & FIELD CHAMPIONSHIPS

Johnson City, TN  
David E. Walker Track at Gentry Field  
Weather: Indoor meet  
Host: Milligan College  
3/2/2017 - 3/4/2017

## MEET OFFICIALS

**Meet Director:**  
Chris Layne  
**Meet Referee:**  
Lawhorn, Messenger, Thuber  
**Timing:**  
www.cfpitiming.com



**OFFICIAL MEET REPORT**  
printed: 3/4/2017 5:49 PM

# RESULTS

## #15 Women's 5000 Meters (cont'd)

4:00 PM (Day 1): (Top 4 per Heat + next 4 advance)

### Prelims

Pl	Name	Yr	Team	Time	H(Pl)
8	WERNER, MICHAELA	JR	OKLAHOMA CITY	17:43.77q	1(5)
9	KASTER, JULIA	SO	SOUTHEASTERN U	17:49.43q	1(6)
10	REID, JANIE	JR	CARROLL	17:51.54Q	2(4)
11	POSTHUMA, MORGAN	SO	DAVENPORT	17:53.05q	1(7)
12	LOPEZ, SELENE	SR	WAYLAND BAPTIS	17:55.63q	1(8)
13	RANSOM, EMILY	SO	BIOLA	17:55.68	1(9)
14	HAVRANEK, ANNA	JR	SHAWNEE STATE	17:58.43	1(10)
15	CROY, STEPHANIE	JR	BIOLA	17:59.06	2(5)
16	RAY, SARAH	SR	OLIVET NAZARENE	18:04.57	2(6)
17	GUARNACCIA, KATIE	JR	POINT PARK	18:09.09	2(7)
18	SOPER, ELIZABETH	SR	OLIVET NAZARENE	18:13.24	2(8)
19	CHERONO, JACKLINE	FR	WAYLAND BAPTIS	18:15.17	1(11)
20	WILSON, LYDIA	FR	MONTREAT	18:20.47	2(9)
21	FADER, RILEY	SO	COLUMBIA (MO.)	18:23.68	2(10)
22	WILLIAMS, EMILY	SR	WESTMONT	18:35.55	2(11)
23	DOWNEY, SIERRA	FR	ST. XAVIER	18:36.98	2(12)
24	HARPER, VICTORIA	SO	SPRING ARBOR	18:40.96	1(12)
25	ARELLANO, RAVEN	SO	GRACE	18:51.71	1(13)
26	CLARK, CAITLIN	SO	SPRING ARBOR	19:05.80	2(13)

## HEAT RESULTS

### Prelims

Pl	Name	Yr	Team	Time
<b>Heat 1 of 2</b>				
1	JOHNSTON, STEPHANIE	JR	CONCORDIA (MICH)	17:35.75Q
2	MIDDAUGH, KATHY	SR	AQUINAS	17:37.77Q
3	VAN CALCAR, GRETA	FR	SCAD ATLANTA	17:38.37Q
4	MATO, LYDIA	SR	OKLAHOMA CITY	17:40.11Q
5	WERNER, MICHAELA	JR	OKLAHOMA CITY	17:43.77q
6	KASTER, JULIA	SO	SOUTHEASTERN U	17:49.43q
7	POSTHUMA, MORGAN	SO	DAVENPORT	17:53.05q
8	LOPEZ, SELENE	SR	WAYLAND BAPTIS	17:55.63q
9	RANSOM, EMILY	SO	BIOLA	17:55.68
10	HAVRANEK, ANNA	JR	SHAWNEE STATE	17:58.43
11	CHERONO, JACKLINE	FR	WAYLAND BAPTIS	18:15.17
12	HARPER, VICTORIA	SO	SPRING ARBOR	18:40.96
13	ARELLANO, RAVEN	SO	GRACE	18:51.71

### Heat 2 of 2

1	WILLGING, ELLIE	JR	ST. XAVIER	17:30.25Q
2	JEMELI, JACKLINE	SO	WAYLAND BAPTIS	17:41.16Q
3	YOUNG, ARIEL	SO	OHIO CHRISTIAN	17:41.39Q
4	REID, JANIE	JR	CARROLL	17:51.54Q
5	CROY, STEPHANIE	JR	BIOLA	17:59.06
6	RAY, SARAH	SR	OLIVET NAZARENE	18:04.57

**NAIA INDOOR TRACK & FIELD CHAMPIONSHIPS**

Johnson City, TN  
 David E. Walker Track at Gentry Field  
 Weather: Indoor meet  
 Host: Milligan College  
 3/2/2017 - 3/4/2017

**MEET OFFICIALS**

**Meet Director:**  
 Chris Layne  
**Meet Referee:**  
 Lawhorn, Messenger, Thuber  
**Timing:**  
 www.cfpitiming.com



**OFFICIAL MEET REPORT**  
 printed: 3/4/2017 5:49 PM

**RESULTS****#15 Women's 5000 Meters (cont'd)****Prelims**

Pl	Name	Yr	Team	Time
7	GUARNACCIA, KATIE	JR	POINT PARK	18:09.09
8	SOPER, ELIZABETH	SR	OLIVET NAZARENE	18:13.24
9	WILSON, LYDIA	FR	MONTREAT	18:20.47
10	FADER, RILEY	SO	COLUMBIA (MO.)	18:23.68
11	WILLIAMS, EMILY	SR	WESTMONT	18:35.55
12	DOWNEY, SIERRA	FR	ST. XAVIER	18:36.98
13	CLARK, CAITLIN	SO	SPRING ARBOR	19:05.80

**#17 Women's 60m Hurdles**

Pl	Name	Yr	Team	Time	H(Pl)	Pts
N	NAIA Championship	8.31	Akela Jones	Oklahoma Baptist		
W	World Indoor	7.68	Susanna Kallur	SWE	2/10/2008	Karlsruhe,
A	American Indoor	7.72	Lolo Jones	Asics	3/13/2010	Doha, Qatar
C	Collegiate Indoor	7.78	Brianna Rollins	Clemson	1/12/2013	Clemson, SC

**12:45 PM (Day 3):****Finals**

Pl	Name	Yr	Team	Time	H(Pl)	Pts
1	BRISCOE, TELECIA	FR	WAYLAND BAPTIS	8.54	2(1)	10
2	LOWMAN, SHERITA	FR	INDIANA TECH	8.72	2(2)	8
3	BAKER, CHELSEA	JR	FRIENDS	8.74	2(3)	6
4	BUSHKOFISKY, KRISTA	SR	CLARKE	8.81	1(1)	5
5	KING, ALEX	SR	AQUINAS	8.86	1(2)	4
6	KRANTZ, JAILYN	SO	INDIANA WESLEYA	8.89	1(3)	3
7	TAYLOR, JAQUEL	JR	INDIANA TECH	8.99	2(4)	2
8	DESIRA, TORI	SR	AQUINAS	9.07	1(4)	1

**SECTION RESULTS****Finals**

Pl	Name	Yr	Team	Time
<b>Section 1 of 2</b>				
1	BUSHKOFISKY, KRISTA	SR	CLARKE	8.81
2	KING, ALEX	SR	AQUINAS	8.86
3	KRANTZ, JAILYN	SO	INDIANA WESLEYA	8.89
4	DESIRA, TORI	SR	AQUINAS	9.07
<b>Section 2 of 2</b>				
1	BRISCOE, TELECIA	FR	WAYLAND BAPTIS	8.54
2	LOWMAN, SHERITA	FR	INDIANA TECH	8.72
3	BAKER, CHELSEA	JR	FRIENDS	8.74
4	TAYLOR, JAQUEL	JR	INDIANA TECH	8.99

**1:35 PM (Day 2): (Top 1 per Heat + next 3 advance)****Prelims**

Pl	Name	Yr	Team	Time	H(Pl)
1	BRISCOE, TELECIA	FR	WAYLAND BAPTIS	8.59Q	3(1)
2	LOWMAN, SHERITA	FR	INDIANA TECH	8.78Q	5(1)
3	TAYLOR, JAQUEL	JR	INDIANA TECH	8.79Q	2(1)
4	BUSHKOFISKY, KRISTA	SR	CLARKE	8.82q	2(2)
5	KING, ALEX	SR	AQUINAS	8.87Q	1(1)

# NAIA INDOOR TRACK & FIELD CHAMPIONSHIPS

Johnson City, TN  
David E. Walker Track at Gentry Field  
Weather: Indoor meet  
Host: Milligan College  
3/2/2017 - 3/4/2017

## MEET OFFICIALS

**Meet Director:**  
Chris Layne  
**Meet Referee:**  
Lawhorn, Messenger, Thuber  
**Timing:**  
www.cfpitiming.com



**OFFICIAL MEET REPORT**  
printed: 3/4/2017 5:49 PM

# RESULTS

## #17 Women's 60m Hurdles (cont'd)

1:35 PM (Day 2): (Top 1 per Heat + next 3 advance)

### Prelims

Pl	Name	Yr	Team	Time	H(Pl)
5	BAKER, CHELSEA	JR	FRIENDS	8.87Q	4(1)
5	DESIRA, TORI	SR	AQUINAS	8.87q	5(2)
8	KRANTZ, JAILYN	SO	INDIANA WESLEYA	8.89q	3(2)
9	CORREIA, LEONDRA	FR	INDIANA TECH	8.94	4(2)
10	BRAMHALL, RACHEL	SR	DOANE	8.95	1(2)
11	SAKEUH, PLENSEH-TAY	SO	TAYLOR	9.00	1(3)
12	PARKER, KARIS	JR	WAYLAND BAPTIS	9.01	4(3)
13	GEORGE, JALACIA	SO	INDIANA TECH	9.07	1(4)
14	BALLARD, ERIONA	JR	INDIANA TECH	9.09	4(4)
15	SIMPSON, LARIAH	SR	INDIANA TECH	9.12	2(3)
16	BERKS, OLIVIA	FR	HASTINGS	9.13	3(3)
17	BROWN, AMORE	SO	AQUINAS	9.16	3(4)
17	RAMIREZ, JENNIFER	FR	OUR LADY OF THE	9.16	5(3)
19	ROMINE, SYDNEY	FR	BRENAU	9.17	1(5)
20	HAMILTON, DIMETREA	FR	GRAND VIEW	9.19	5(4)
21	ROMAIN, MIKI	FR	OUR LADY OF THE	9.20	5(5)
22	MOSELEY, AYANNA	SR	INDIANA TECH	9.21	2(4)
23	MILLER, JESSICA	FR	BETHEL (IND.)	9.25	2(5)
24	DUOS, RECEVA	JR	MOUNT MERCY	9.30	1(6)
25	WILLIAMS, SHENELL	FR	MOUNT VERNON N	9.32	2(6)
26	WIETZKI, JORDAN	SR	DOANE	9.33	4(5)
27	DEROSIER, TAMIA	FR	INDIANA TECH	9.75	3(5)

## HEAT RESULTS

### Prelims

Pl	Name	Yr	Team	Time
<b>Heat 1 of 5</b>				
1	KING, ALEX	SR	AQUINAS	8.87Q
2	BRAMHALL, RACHEL	SR	DOANE	8.95
3	SAKEUH, PLENSEH-TAY	SO	TAYLOR	9.00
4	GEORGE, JALACIA	SO	INDIANA TECH	9.07
5	ROMINE, SYDNEY	FR	BRENAU	9.17
6	DUOS, RECEVA	JR	MOUNT MERCY	9.30
<b>Heat 2 of 5</b>				
1	TAYLOR, JAQUEL	JR	INDIANA TECH	8.79Q
2	BUSHKOFKY, KRISTA	SR	CLARKE	8.82q
3	SIMPSON, LARIAH	SR	INDIANA TECH	9.12
4	MOSELEY, AYANNA	SR	INDIANA TECH	9.21
5	MILLER, JESSICA	FR	BETHEL (IND.)	9.25
6	WILLIAMS, SHENELL	FR	MOUNT VERNON N	9.32
<b>Heat 3 of 5</b>				
1	BRISCOE, TELECIA	FR	WAYLAND BAPTIS	8.59Q
2	KRANTZ, JAILYN	SO	INDIANA WESLEYA	8.89q
3	BERKS, OLIVIA	FR	HASTINGS	9.13

**NAIA INDOOR TRACK & FIELD CHAMPIONSHIPS**

Johnson City, TN  
 David E. Walker Track at Gentry Field  
 Weather: Indoor meet  
 Host: Milligan College  
 3/2/2017 - 3/4/2017

**MEET OFFICIALS**

**Meet Director:**  
 Chris Layne  
**Meet Referee:**  
 Lawhorn, Messenger, Thuber  
**Timing:**  
 www.cfpitiming.com



**OFFICIAL MEET REPORT**  
 printed: 3/4/2017 5:49 PM

**RESULTS****#17 Women's 60m Hurdles (cont'd)****Prelims**

Pl	Name	Yr	Team	Time
4	BROWN, AMORE		SO AQUINAS	9.16
5	DEROSIER, TAMIA		FR INDIANA TECH	9.75

**Heat 4 of 5**

1	BAKER, CHELSEA		JR FRIENDS	8.87Q
2	CORREIA, LEONDRA		FR INDIANA TECH	8.94
3	PARKER, KARIS		JR WAYLAND BAPTIS	9.01
4	BALLARD, ERIONA		JR INDIANA TECH	9.09
5	WIETZKI, JORDAN		SR DOANE	9.33

**Heat 5 of 5**

1	LOWMAN, SHERITA		FR INDIANA TECH	8.78Q
2	DESIRA, TORI		SR AQUINAS	8.87q
3	RAMIREZ, JENNIFER		FR OUR LADY OF THE	9.16
4	HAMILTON, DIMETREA		FR GRAND VIEW	9.19
5	ROMAIN, MIKI		FR OUR LADY OF THE	9.20

**#38 Women's 3000m Walk**

N NAIA Championship 13:53.63 Nicole Bonk Embry-Riddle (Fla.) 2013

**11:30 AM (Day 2):**

Pl	Name	Yr	Team	Time	Pts
1	ALFONZO, NATALIA		SR MISSOURI BAPTIS	N 13:49.84	10
2	CISNEROS, ANALI		FR JUDSON	14:07.55	8
3	MELLENDEZ, AMBERLY		FR CARDINAL STRITC	14:14.73	6
4	LOPEZ, JENNY		JR ST. AMBROSE	14:58.32	5
5	MCCANDREW, DENISE		JR MISSOURI BAPTIS	14:58.87	4
6	NEWHOFF, KATHARINE		FR ST. AMBROSE	14:58.95	3
7	BROGAN, BAILEY		SR CORNERSTONE	15:59.60	2
8	DELGADO, CASSANDRA		SO ST. AMBROSE	15:59.88	1
9	PICKERT, MEREDITH		SR BENEDICTINE (KA	16:20.77	
10	WORSHAM, NIKI		SR RIO GRANDE	17:17.49	
11	LANGMEYER, JESSIE		SO CORNERSTONE	17:40.44	
	EMERY, SIANA		FR GOSHEN	DQ	

**#19 Women's 4 x 400m Relay**

N	NAIA Championship	3:39.43	Z Dixon, C Brooks, S Armbrister, K	Indiana Tech	2013	
W	World Indoor	3:23.37	Gushchina, Kotlyarova, Zaytseva,	RUS	1/28/2006	Glasgow,
A	American Indoor	3:24.83	Hastings, Atkins, McCorory, Tate	U.S.A.	3/9/2014	Sopot, POL
C	Collegiate Indoor	3:27.40	Okodogbe, Roesler, Brennan, Francis	Oregon	3/15/2014	Albuquerque, NM

**4:55 PM (Day 3):****Finals**

Pl	Team	Time	H(Pl)	Pts
	CARROLL (A)	3:48.42	2	10
	1) EHMANN, KEELY SO			
	2) OLSON, BRIANNA			
	3) WHITE, MONICA SO			
	4) BARTH, KARA			




**NAIA INDOOR TRACK & FIELD CHAMPIONSHIPS**

Johnson City, TN  
 David E. Walker Track at Gentry Field  
 Weather: Indoor meet  
 Host: Milligan College  
 3/2/2017 - 3/4/2017

**MEET OFFICIALS**

**Meet Director:**  
 Chris Layne  
**Meet Referee:**  
 Lawhorn, Messenger, Thuber  
**Timing:**  
 www.cfpitiming.com



**OFFICIAL MEET REPORT**  
 printed: 3/4/2017 5:49 PM

**RESULTS****#19 Women's 4 x 400m Relay (cont'd)**

4:55 PM (Day 3):

**Finals**

Pl	Team		Time	H(Pl)	Pts
	INDIANA TECH (A)		3:50.12	2	8
	1) THOMPSON, PATRICIA SR	2) KENNEDY, PATIENCE SO			
	3) TERRY, SHA'LONDA FR	4) WILSON, APRIL SR			
	WAYLAND BAPTIST (A)		3:53.24	1(1)	6
	1) HOLLINS, E'KEISHA JR	2) PARKER, KARIS JR			
	3) ELLISON, ADDISON FR	4) FLORES, ALEXIS JR			
	SIENA HEIGHTS (A)		3:53.66	1(2)	5
	1) RIDAL, MARIAH SR	2) RUSSO, ASHLEY			
	3) PEKEL, BRIANNA JR	4) MOORE, ALEXIS FR			
	INDIANA WESLEYAN (A)		3:54.44	1(3)	4
	1) MERTZ, MACHAELA SR	2) RUPP, EMILY SR			
	3) FRIEDEN, KENDRA FR	4) GIBSON, RACHEL FR			
	DORDT (A)		3:55.09	1(4)	3
	1) VELGERSDYK, MIRANDA JR	2) RANKIN, ELIZABETH SO			
	3) WILGENBURG, JENNA SO	4) WIND, JOSCELYN SO			
	AQUINAS (A)		3:58.52	2	2
	1) FLOYD, ANALIS SO	2) DESIRA, TORI SR			
	3) REPESH, ANNA FR	4) TRUSS, COURTNEY JR			
	SOUTHERN-NO (A)		DQ	2	
	1) HYLTON, SHADAE JR	2) GREEN, SHANTAE SO			
	3) BROOKS-GILLINGS, OSHIN SO	4) BOLTON, ARGYANA FR			

**SECTION RESULTS****Finals**

Pl	Team		Time
<b>Section 1 of 2</b>			
1	WAYLAND BAPTIST (A)		3:53.24
	1) HOLLINS, E'KEISHA JR	2) PARKER, KARIS JR	
	3) ELLISON, ADDISON FR	4) FLORES, ALEXIS JR	
2	SIENA HEIGHTS (A)		3:53.66
	1) RIDAL, MARIAH SR	2) RUSSO, ASHLEY	
	3) PEKEL, BRIANNA JR	4) MOORE, ALEXIS FR	
3	INDIANA WESLEYAN (A)		3:54.44
	1) MERTZ, MACHAELA SR	2) RUPP, EMILY SR	
	3) FRIEDEN, KENDRA FR	4) GIBSON, RACHEL FR	
4	DORDT (A)		3:55.09
	1) VELGERSDYK, MIRANDA JR	2) RANKIN, ELIZABETH SO	
	3) WILGENBURG, JENNA SO	4) WIND, JOSCELYN SO	
<b>Section 2 of 2</b>			
	AQUINAS (A)		3:58.52

**NAIA INDOOR TRACK & FIELD CHAMPIONSHIPS**

Johnson City, TN  
 David E. Walker Track at Gentry Field  
 Weather: Indoor meet  
 Host: Milligan College  
 3/2/2017 - 3/4/2017

**MEET OFFICIALS**

**Meet Director:**  
 Chris Layne  
**Meet Referee:**  
 Lawhorn, Messenger, Thuber  
**Timing:**  
 www.cfpitiming.com



**OFFICIAL MEET REPORT**  
 printed: 3/4/2017 5:49 PM

**RESULTS****#19 Women's 4 x 400m Relay (cont'd)****Finals**

PI Team		Time
1) FLOYD, ANALIS SO	2) DESIRA, TORI SR	
3) REPESH, ANNA FR	4) TRUSS, COURTNEY JR	
CARROLL (A)		3:48.42
1) EHMANN, KEELY SO	2) OLSON, BRIANNA	
3) WHITE, MONICA SO	4) BARTH, KARA	
SOUTHERN-NO (A)		DQ
1) HYLTON, SHADAE JR	2) GREEN, SHANTAE SO	
3) BROOKS-GILLINGS, OSHIN SO	4) BOLTON, ARGYANA FR	

**6:30 PM (Day 1): (Top 1 per Heat + next 5 advance)**

**Prelims**

PI Team		Time	H(PI)
1 INDIANA TECH (A)		3:50.97q	2(1)
1) THOMPSON, PATRICIA SR	2) KENNEDY, PATIENCE SO		
3) TERRY, SHA'LONDA FR	4) WILLIAMS, ARAYA SO		
2 CARROLL (A)		3:51.88q	1(1)
1) EHMANN, KEELY SO	2) OLSON, BRIANNA		
3) WHITE, MONICA SO	4) BARTH, KARA		
3 AQUINAS (A)		3:53.06q	1(2)
1) FLOYD, ANALIS SO	2) DESIRA, TORI SR		
3) TRUSS, COURTNEY JR	4) SIGAFOOSE, ADRI JR		
4 SOUTHERN-NO (A)		3:53.11q	3(1)
1) GREEN, SHANTAE SO	2) PENNIE, CHANTAL SO		
3) BROOKS-GILLINGS, OSHIN SO	4) SMIKLE, KIMONA SO		
5 WAYLAND BAPTIST (A)		3:53.47q	2(2)
1) SOSA, SILVIA JR	2) PARKER, KARIS JR		
3) DANIELS, PATRICE JR	4) LOPEZ, SELENE SR		
6 DORDT (A)		3:55.12q	1(3)
1) VELGERSDYK, MIRANDA JR	2) RANKIN, ELIZABETH SO		
3) WILGENBURG, JENNA SO	4) WIND, JOSCELYN SO		
7 INDIANA WESLEYAN (A)		3:55.21q	2(3)
1) MERTZ, MACHAELA SR	2) GIBSON, RACHEL FR		
3) FRIEDEN, KENDRA FR	4) BANTZ, EMILY SR		
8 SIENA HEIGHTS (A)		3:56.05q	3(2)
1) RIDAL, MARIAH SR	2) RUSSO, ASHLEY		
3) PEKEL, BRIANNA JR	4) MOORE, ALEXIS FR		
9 GRAND VIEW (A)		3:56.49	1(4)
1) AYERS, RONNOJA JR	2) FLAWS, ALLIE FR		
3) KING, KENNEDY JR	4) ROBERTS, KATIE JR		
10 SOUTHWESTERN (KAN.) (A)		3:56.83	3(3)
1) BLATTNER, KARI SO	2) NEEDHAM, TAYLOR JR		
3) BUCHANAN, TAYA' FR	4) VOGELE, JUSTINE SO		

**NAIA INDOOR TRACK & FIELD CHAMPIONSHIPS**

Johnson City, TN  
 David E. Walker Track at Gentry Field  
 Weather: Indoor meet  
 Host: Milligan College  
 3/2/2017 - 3/4/2017

**MEET OFFICIALS**

**Meet Director:**  
 Chris Layne  
**Meet Referee:**  
 Lawhorn, Messenger, Thuber  
**Timing:**  
 www.cfpitiming.com



**OFFICIAL MEET REPORT**  
 printed: 3/4/2017 5:49 PM

**RESULTS****#19 Women's 4 x 400m Relay (cont'd)**

6:30 PM (Day 1): (Top 1 per Heat + next 5 advance)

**Prelims**

PI Team	Time	H(PI)
11 DOANE (A) 1) BRAMHALL, RACHEL SR      2) COOK, AMANDA FR 3) HARSIN, EMILY JR          4) BRANNAGAN, KALYN SR	3:57.27	3(4)
12 MIDAMERICA NAZARENE (A) 1) MARSHALL, VICTORIA SO      2) BROWN, OLIVIA SO 3) WALKER, ARDEEN FR          4) BLACKWELL, BRIANNA SR	3:58.79	1(5)
13 EASTERN OREGON (A) 1) EMERSON, KATIE SO          2) DODD, PAIGE SO 3) CURRENT, KENDALL SR        4) HERBES, ELIZABETH FR	3:58.86	3(5)
14 JAMESTOWN (A) 1) VOIGT, KYLEE FR            2) JOHNSON, JULIA FR 3) CHRISTENSON, HANNAH JR    4) HEUCHERT, RACHEL SR	4:06.44	2(4)
OLIVET NAZARENE (A) 1) COX, JENNIFER SO          2) PHILSON, JENNA SO 3) MCGOWAN, MEGHAN SO       4) OLCOTT, ABIGAIL FR	DQ	2
FRIENDS (A) 1) HUNDLEY, SHELBY SO        2) SIMON, ABBY SR 3) CHEEK, CHEYENNE SO        4) ENGLE, NATALI JR	DNS	2

**HEAT RESULTS****Prelims**

PI Team	Time
<b>Heat 1 of 3</b>	
1 CARROLL (A) 1) EHMANN, KEELY SO          2) OLSON, BRIANNA 3) WHITE, MONICA SO          4) BARTH, KARA	3:51.88Q
2 AQUINAS (A) 1) FLOYD, ANALIS SO          2) DESIRA, TORI SR 3) TRUSS, COURTNEY JR        4) SIGAFOOSE, ADRI JR	3:53.06q
3 DORDT (A) 1) VELGERSDYK, MIRANDA JR    2) RANKIN, ELIZABETH SO 3) WILGENBURG, JENNA SO      4) WIND, JOSCELYN SO	3:55.12q
4 GRAND VIEW (A) 1) AYERS, RONNOJA JR          2) FLAWS, ALLIE FR 3) KING, KENNEDY JR          4) ROBERTS, KATIE JR	3:56.49
5 MIDAMERICA NAZARENE (A) 1) MARSHALL, VICTORIA SO      2) BROWN, OLIVIA SO 3) WALKER, ARDEEN FR        4) BLACKWELL, BRIANNA SR	3:58.79
<b>Heat 2 of 3</b> 1 INDIANA TECH (A)	3:50.97 Q

**NAIA INDOOR TRACK & FIELD CHAMPIONSHIPS**

Johnson City, TN  
 David E. Walker Track at Gentry Field  
 Weather: Indoor meet  
 Host: Milligan College  
 3/2/2017 - 3/4/2017

**MEET OFFICIALS**

**Meet Director:**  
 Chris Layne  
**Meet Referee:**  
 Lawhorn, Messenger, Thuber  
**Timing:**  
 www.cfpitiming.com



**OFFICIAL MEET REPORT**  
 printed: 3/4/2017 5:49 PM

**RESULTS****#19 Women's 4 x 400m Relay (cont'd)****Prelims**

Pl	Team	Time
3	INDIANA WESLEYAN (A) 1) THOMPSON, PATRICIA SR 2) KENNEDY, PATIENCE SO 3) TERRY, SHA'LONDA FR 4) WILLIAMS, ARAYA SO	3:55.21q
4	JAMESTOWN (A) 1) MERTZ, MACHAELA SR 2) GIBSON, RACHEL FR 3) FRIEDEN, KENDRA FR 4) BANTZ, EMILY SR	4:06.44
	OLIVET NAZARENE (A) 1) VOIGT, KYLEE FR 2) JOHNSON, JULIA FR 3) CHRISTENSON, HANNAH JR 4) HEUCHERT, RACHEL SR	DQ
	FRIENDS (A) 1) COX, JENNIFER SO 2) PHILSON, JENNA SO 3) MCGOWAN, MEGHAN SO 4) OLCOTT, ABIGAIL FR	DNS
	 1) HUNDLEY, SHELBY SO 2) SIMON, ABBY SR 3) CHEEK, CHEYENNE SO 4) ENGLE, NATALI JR	

**Heat 3 of 3**

1	SOUTHERN-NO (A) 1) GREEN, SHANTAE SO 2) PENNIE, CHANTAL SO 3) BROOKS-GILLINGS, OSHIN SO 4) SMIKLE, KIMONA SO	3:53.11q
2	SIENA HEIGHTS (A) 1) RIDAL, MARIAH SR 2) RUSSO, ASHLEY 3) PEKEL, BRIANNA JR 4) MOORE, ALEXIS FR	3:56.05q
3	SOUTHWESTERN (KAN.) (A) 1) BLATTNER, KARI SO 2) NEEDHAM, TAYLOR JR 3) BUCHANAN, TAYA' FR 4) VOGELE, JUSTINE SO	3:56.83
4	DOANE (A) 1) BRAMHALL, RACHEL SR 2) COOK, AMANDA FR 3) HARSIN, EMILY JR 4) BRANNAGAN, KALYN SR	3:57.27
5	EASTERN OREGON (A) 1) EMERSON, KATIE SO 2) DODD, PAIGE SO 3) CURRENT, KENDALL SR 4) HERBES, ELIZABETH FR	3:58.86

**#21 Women's 4 x 800m Relay**

N NAIA Championship 8:50.86 A Krasovska, H Mancell, R Johnstone, J Simon Fraser 3/10/2006 Johnson City, TN

**6:20 PM (Day 2):****Finals**

Pl	Team	Time	Pts
1	OKLAHOMA CITY (A) 1) MOORE, SARA SR 2) HOYER, SHERIDAN SO 3) NELL, STEFANI SO 4) OLOWORA, AMINAT SO	9:11.95	10
2	AQUINAS (A) 1) ANDERSON, SYDNEY SR 2) PEREGRINE, MOLLY JR 3) MILLER, ALEXIS SO 4) SIGAFOOSE, ADRI JR	9:14.24	8

# NAIA INDOOR TRACK & FIELD CHAMPIONSHIPS

Johnson City, TN  
David E. Walker Track at Gentry Field  
Weather: Indoor meet  
Host: Milligan College  
3/2/2017 - 3/4/2017

## MEET OFFICIALS

**Meet Director:**  
Chris Layne  
**Meet Referee:**  
Lawhorn, Messenger, Thuber  
**Timing:**  
www.cfpitiming.com



**OFFICIAL MEET REPORT**  
printed: 3/4/2017 5:49 PM

# RESULTS

## #21 Women's 4 x 800m Relay (cont'd)

6:20 PM (Day 2):

### Finals

Pl	Team		Time	Pts
3	DORDT (A)		9:18.48	6
	1) LEWIS, KELSEY SR	2) KNEVELBAARD, ANNACHEINA SO		
	3) DE SCHIFFART, ERICA JR	4) VAN ZEE, JUSTINE SR		
4	NORTHWESTERN (IOWA) (A)		9:18.69	5
	1) BOSCH, KATIE JR	2) MUILENBURG, REBEKAH SO		
	3) HARTHOORN, BREANNA FR	4) LANDHUIS, KATIE JR		
5	TAYLOR (A)		9:23.28	4
	1) BLAGG, RACHEL SO	2) CROSBY, MARJORIE SO		
	3) NOYES, NAOMI FR	4) SOUZIS, ANNA SO		
6	DOANE (A)		9:25.92	3
	1) SIECK, LOGAN SR	2) COOK, AMANDA FR		
	3) LEMKAU, DELANEY SO	4) KOTTWITZ, SARAH JR		
7	BIOLA (A)		9:26.03	2
	1) CHAIRES, STEPHANIE SR	2) MURRAY, ALISA SR		
	3) HUNSAKER, HANNAH JR	4) DAWSON, LYNDEE JR		
8	ST. AMBROSE (A)		9:33.10	1
	1) PLUMB, ASHLEY SO	2) WOODALL, NICOLE SR		
	3) ADAMS, SARAH FR	4) LAMPE, SARAH SR		

5:30 PM (Day 1): (Top 2 per Heat + next 2 advance)

### Prelims

Pl	Team		Time	H(Pl)
1	NORTHWESTERN (IOWA) (A)		9:19.46q	1(1)
	1) BOSCH, KATIE JR	2) MUILENBURG, REBEKAH SO		
	3) HARTHOORN, BREANNA FR	4) LANDHUIS, KATIE JR		
2	TAYLOR (A)		9:19.94q	2(1)
	1) BLAGG, RACHEL SO	2) CROSBY, MARJORIE SO		
	3) NOYES, NAOMI FR	4) SOUZIS, ANNA SO		
3	BIOLA (A)		9:21.79q	2(2)
	1) CHAIRES, STEPHANIE SR	2) MURRAY, ALISA SR		
	3) HUNSAKER, HANNAH JR	4) DAWSON, LYNDEE JR		
4	ST. AMBROSE (A)		9:22.16q	1(2)
	1) WOODALL, NICOLE SR	2) PLUMB, ASHLEY SO		
	3) SMITH, MOLLY JO SR	4) ADAMS, SARAH FR		
5	DORDT (A)		9:22.28q	2(3)
	1) LEWIS, KELSEY SR	2) KNEVELBAARD, ANNACHEINA SO		
	3) DE SCHIFFART, ERICA JR	4) VAN ZEE, JUSTINE SR		
6	DOANE (A)		9:23.11q	2(4)
	1) KOTTWITZ, SARAH JR	2) SIECK, LOGAN SR		
	3) LEMKAU, DELANEY SO	4) DEWISPELARE, MARISSA SR		

# NAIA INDOOR TRACK & FIELD CHAMPIONSHIPS

Johnson City, TN  
David E. Walker Track at Gentry Field  
Weather: Indoor meet  
Host: Milligan College  
3/2/2017 - 3/4/2017

## MEET OFFICIALS

**Meet Director:**  
Chris Layne  
**Meet Referee:**  
Lawhorn, Messenger, Thuber  
**Timing:**  
www.cfpitiming.com



**OFFICIAL MEET REPORT**  
printed: 3/4/2017 5:49 PM

# RESULTS

## #21 Women's 4 x 800m Relay (cont'd)

5:30 PM (Day 1): (Top 2 per Heat + next 2 advance)

### Prelims

Pl	Team		Time	H(Pl)
7	OKLAHOMA CITY (A)		9:24.50Q	3(1)
	1) NELL, STEFANI SO	2) HOYER, SHERIDAN SO		
	3) MOORE, SARA SR	4) OLOWORA, AMINAT SO		
8	AQUINAS (A)		9:24.87Q	3(2)
	1) PEREGRINE, MOLLY JR	2) NOAH, JANIE SO		
	3) GRIGG, KAITLIN SO	4) SIGAFOOSE, ADRI JR		
9	WAYLAND BAPTIST (A)		9:26.65	3(3)
	1) HEYMANS, JORDAN FR	2) DANIELS, PATRICE JR		
	3) CANO, TIFFANY SO	4) WILLIAMS, ELIZABETH FR		
10	INDIANA TECH (A)		9:26.84	1(3)
	1) RILEY, KERIGAN SR	2) GORMAN, ANNA FR		
	3) HOSEY, JUSTICE SR	4) LOMBARDO, ALEXIS FR		
11	WESTMONT (A)		9:28.09	3(4)
	1) GEISINGER, HOPE JR	2) BROWN, ANNE ELISE FR		
	3) PARKS, EMILY FR	4) PHIPPS, TARYN SR		
12	LEWIS-CLARK (A)		9:30.96	2(5)
	1) SAXTON, REBECCA FR	2) SAPP, JENNY SO		
	3) JENSEN, ARIEL JR	4) SKILES, KATELYNN SO		
13	MOUNT MARTY (A)		9:36.72	3(5)
	1) DAVIS, CAITLIN SR	2) RIETVELD, BERKLEY SR		
	3) O'MALLEY, MANDY SR	4) HOFF-AU, KIANA SO		
14	CORNERSTONE (A)		9:38.38	1(4)
	1) RABE, ALLY JR	2) SOROKIN, AMANDA FR		
	3) SECORD, MADISON FR	4) BOHATCH, KATYA FR		
15	FRIENDS (A)		9:39.72	2(6)
	1) HUNDLEY, SHELBY SO	2) FOLLETTE, CHRISTA SO		
	3) MELILLO, SAMANTHA SR	4) VONADA, BETHANY JR		
16	MARIAN (IND.) (A)		9:43.45	1(5)
	1) KOEHL, OLIVIA SO	2) DUDLEY, ANNA SR		
	3) DEVER, RACHEL JR	4) SCHROPE, KIERSTEN JR		
17	MIDAMERICA NAZARENE (A)		10:00.40	1(6)
	1) MENDEZ, ANDREA SO	2) BROWN, BETHANY FR		
	3) STILLWELL, JOCELYN SO	4) KROHN, ERIN FR		
18	VANGUARD (A)		10:00.77	3(6)
	1) HINSON, BETHANY FR	2) PORTER, BAYLEIGH SR		
	3) FINCH, SARAH JR	4) TAPIA, MORGAN FR		


## HEAT RESULTS

# NAIA INDOOR TRACK & FIELD CHAMPIONSHIPS

Johnson City, TN  
David E. Walker Track at Gentry Field  
Weather: Indoor meet  
Host: Milligan College  
3/2/2017 - 3/4/2017

## MEET OFFICIALS

**Meet Director:**  
Chris Layne  
**Meet Referee:**  
Lawhorn, Messenger, Thuber  
**Timing:**  
www.cfpitiming.com



**OFFICIAL MEET REPORT**  
printed: 3/4/2017 5:49 PM

# RESULTS

## #21 Women's 4 x 800m Relay (cont'd)

### Prelims

Pl	Team	Time
<b>Heat 1 of 3</b>		
1	NORTHWESTERN (IOWA) (A)	9:19.46Q
	1) BOSCH, KATIE JR	2) MUILENBURG, REBEKAH SO
	3) HARTHOORN, BREANNA FR	4) LANDHUIS, KATIE JR
2	ST. AMBROSE (A)	9:22.16Q
	1) WOODALL, NICOLE SR	2) PLUMB, ASHLEY SO
	3) SMITH, MOLLY JO SR	4) ADAMS, SARAH FR
3	INDIANA TECH (A)	9:26.84
	1) RILEY, KERIGAN SR	2) GORMAN, ANNA FR
	3) HOSEY, JUSTICE SR	4) LOMBARDO, ALEXIS FR
4	CORNERSTONE (A)	9:38.38
	1) RABE, ALLY JR	2) SOROKIN, AMANDA FR
	3) SECORD, MADISON FR	4) BOHATCH, KATYA FR
5	MARIAN (IND.) (A)	9:43.45
	1) KOEHL, OLIVIA SO	2) DUDLEY, ANNA SR
	3) DEVER, RACHEL JR	4) SCHROPE, KIERSTEN JR
6	MIDAMERICA NAZARENE (A)	10:00.40
	1) MENDEZ, ANDREA SO	2) BROWN, BETHANY FR
	3) STILLWELL, JOCELYN SO	4) KROHN, ERIN FR
<b>Heat 2 of 3</b>		
1	TAYLOR (A)	9:19.94Q
	1) BLAGG, RACHEL SO	2) CROSBY, MARJORIE SO
	3) NOYES, NAOMI FR	4) SOUZIS, ANNA SO
2	BIOLA (A)	9:21.79Q
	1) CHAIRES, STEPHANIE SR	2) MURRAY, ALISA SR
	3) HUNSAKER, HANNAH JR	4) DAWSON, LYNDEE JR
3	DORDT (A)	9:22.28q
	1) LEWIS, KELSEY SR	2) KNEVELBAARD, ANNACHEINA SO
	3) DE SCHIFFART, ERICA JR	4) VAN ZEE, JUSTINE SR
4	DOANE (A)	9:23.11q
	1) KOTTWITZ, SARAH JR	2) SIECK, LOGAN SR
	3) LEMKAU, DELANEY SO	4) DEWISPELARE, MARISSA SR
5	LEWIS-CLARK (A)	9:30.96
	1) SAXTON, REBECCA FR	2) SAPP, JENNY SO
	3) JENSEN, ARIEL JR	4) SKILES, KATELYNN SO
6	FRIENDS (A)	9:39.72
	1) HUNDLEY, SHELBY SO	2) FOLLETTE, CHRISTA SO
	3) MELILLO, SAMANTHA SR	4) VONADA, BETHANY JR
<b>Heat 3 of 3</b>		
1	OKLAHOMA CITY (A)	9:24.50

Q




# NAIA INDOOR TRACK & FIELD CHAMPIONSHIPS

Johnson City, TN  
David E. Walker Track at Gentry Field  
Weather: Indoor meet  
Host: Milligan College  
3/2/2017 - 3/4/2017

## MEET OFFICIALS

**Meet Director:**  
Chris Layne  
**Meet Referee:**  
Lawhorn, Messenger, Thuber  
**Timing:**  
www.cfpitiming.com



**OFFICIAL MEET REPORT**  
printed: 3/4/2017 5:49 PM

# RESULTS

## #21 Women's 4 x 800m Relay (cont'd)

### Prelims

Pl	Team	Time
3	WAYLAND BAPTIST (A) 1) NELL, STEFANI SO 3) MOORE, SARA SR 2) HOYER, SHERIDAN SO 4) OLOWORA, AMINAT SO	9:26.65
4	WESTMONT (A) 1) HEYMANS, JORDAN FR 3) CANO, TIFFANY SO 2) DANIELS, PATRICE JR 4) WILLIAMS, ELIZABETH FR	9:28.09
5	MOUNT MARTY (A) 1) GEISINGER, HOPE JR 3) PARKS, EMILY FR 2) BROWN, ANNE ELISE FR 4) PHIPPS, TARYN SR	9:36.72
6	VANGUARD (A) 1) DAVIS, CAITLIN SR 3) O'MALLEY, MANDY SR 2) RIETVELD, BERKLEY SR 4) HOFF-AU, KIANA SO	10:00.77
	1) HINSON, BETHANY FR 3) FINCH, SARAH JR 2) PORTER, BAYLEIGH SR 4) TAPIA, MORGAN FR	

## #23 Women's 4000m DMR

Order is 1200, 400, 800, 1600

N	NAIA Championship	11:39.22	A Shaw, M Kane, H Crofts, J Smith	Simon Fraser	2010	Johnson City, TN
W	World Indoor	10:40.31	Coburn, McLaughlin, Martinez, Simpson	New Balance TC	1/28/2017	Roxbury Crossing,
A	American Indoor	10:40.31	Coburn, McLaughlin, Martinez, Simpson	New Balance TC	1/28/2017	Roxbury Crossing,
C	Collegiate Indoor	10:48.77	Burdon, Horsley, Rogers, Rainsberger	Oregon	1/27/2017	New York, NY

4:20 PM (Day 3):

### Finals

Pl	Team	Time	Pts
1	OKLAHOMA CITY (A) 1) MOORE, SARA SR 3) HOYER, SHERIDAN SO 2) NELL, STEFANI SO 4) OLOWORA, AMINAT SO	11:51.57	10
2	SOUTHERN OREGON (A) 1) BERANIA, NATALIE SR 3) BLACKMORE, KAYLE SO 2) SPRAUER, LOGHAN FR 4) PERKINSON, JESSA SO	11:53.97	8
3	NORTHWEST U. (A) 1) ENGELBREKT, LILY SO 3) ESTABROOK, SARAH JR 2) LYSTAD, SHANDON SR 4) BROWN, CASSIDY JR	12:00.93	6
4	BIOLA (A) 1) DAWSON, LYNDEE JR 3) MURRAY, ALISA SR 2) KALPAKJIAN, CARISSA FR 4) HUNSAKER, HANNAH JR	12:03.89	5
5	ST. FRANCIS (ILL.) (A) 1) CROSSON, CATHERINE JR 3) LOPEZ, LESLEY JR 2) MOODY, JENNA JR 4) KNOTT, ASHLEE JR	12:10.95	4
6	AQUINAS (A) 1) MILLER, ALEXIS SO 3) PEREGRINE, MOLLY JR 2) FLOYD, ANALIS SO 4) SIGAFOOSE, ADRI JR	12:17.00	3

**NAIA INDOOR TRACK & FIELD CHAMPIONSHIPS**

Johnson City, TN  
 David E. Walker Track at Gentry Field  
 Weather: Indoor meet  
 Host: Milligan College  
 3/2/2017 - 3/4/2017

**MEET OFFICIALS**

**Meet Director:**  
 Chris Layne  
**Meet Referee:**  
 Lawhorn, Messenger, Thuber  
**Timing:**  
 www.cfpitiming.com



**OFFICIAL MEET REPORT**  
 printed: 3/4/2017 5:49 PM

**RESULTS****#23 Women's 4000m DMR (cont'd)**

4:20 PM (Day 3):

**Finals**

Pl	Team	Time	Pts
7	CORNERSTONE (A)	12:21.26	2
	1) RICHTER, VALERIE SO	2) QUICK, MEGAN JR	
	3) CORYELL, CATHY SR	4) TREMAINE, AUDREY SR	
8	MORNINGSIDE (A)	12:21.67	1
	1) MUMM, MICHELLE JR	2) JOSEPH, ELEKA JR	
	3) BOER, PAYTON SO	4) SHEPHERD, TIFFANY SR	

7:30 PM (Day 1): (Top 2 per Heat + next 4 advance)

**Prelims**

Pl	Team	Time	H(Pl)
1	OKLAHOMA CITY (A)	12:02.79q	1(1)
	1) MOORE, SARA SR	2) METOYER, ALEXIS SO	
	3) HOYER, SHERIDAN SO	4) OLOWORA, AMINAT SO	
2	ST. FRANCIS (ILL.) (A)	12:03.54q	1(2)
	1) CROSSON, CATHERINE JR	2) MOODY, JENNA JR	
	3) LOPEZ, LESLEY JR	4) KNOTT, ASHLEE JR	
3	NORTHWEST U. (A)	12:03.67q	1(3)
	1) ENGELBREKT, LILY SO	2) LYSTAD, SHANDON SR	
	3) ESTABROOK, SARAH JR	4) BROWN, CASSIDY JR	
4	SOUTHERN OREGON (A)	12:03.71q	1(4)
	1) BERANIA, NATALIE SR	2) SPRAUER, LOGHAN FR	
	3) BLACKMORE, KAYLE SO	4) PERKINSON, JESSA SO	
5	AQUINAS (A)	12:06.35q	2(1)
	1) MILLER, ALEXIS SO	2) REPESH, ANNA FR	
	3) ANDERSON, SYDNEY SR	4) SIGAFOOSE, ADRI JR	
6	CORNERSTONE (A)	12:06.61q	2(2)
	1) RICHTER, VALERIE SO	2) QUICK, MEGAN JR	
	3) CORYELL, CATHY SR	4) TREMAINE, AUDREY SR	
7	BIOLA (A)	12:07.21q	1(5)
	1) HUNSAKER, HANNAH JR	2) KALPAKJIAN, CARISSA FR	
	3) MURRAY, ALISA SR	4) DAWSON, LYNDEE JR	
8	MORNINGSIDE (A)	12:09.39q	2(3)
	1) SHEPHERD, TIFFANY SR	2) JOSEPH, ELEKA JR	
	3) BOER, PAYTON SO	4) MUMM, MICHELLE JR	
9	COLLEGE OF IDAHO (A)	12:17.48	2(4)
	1) VITALE-SULLIVAN, MOLLY FR	2) HAWKINS, KAMI SO	
	3) COTUGNO, MISHAL SR	4) KLOPFENSTEIN, LILA SR	
10	POINT PARK (A)	12:22.86	2(5)
	1) GUARNACCIA, KATIE JR	2) OLUGBAKINRO, OLUKEMI JR	
	3) CELICH, TAYLOR FR	4) SHIELDS, ANNA SO	

# NAIA INDOOR TRACK & FIELD CHAMPIONSHIPS

Johnson City, TN  
David E. Walker Track at Gentry Field  
Weather: Indoor meet  
Host: Milligan College  
3/2/2017 - 3/4/2017

## MEET OFFICIALS

**Meet Director:**  
Chris Layne  
**Meet Referee:**  
Lawhorn, Messenger, Thuber  
**Timing:**  
www.cfpitiming.com



**OFFICIAL MEET REPORT**  
printed: 3/4/2017 5:49 PM

# RESULTS

## #23 Women's 4000m DMR (cont'd)

7:30 PM (Day 1): (Top 2 per Heat + next 4 advance)

### Prelims

PI Team		Time	H(PI)
11 INDIANA WESLEYAN (A)		12:24.23	1(6)
1) COUWENHOVEN, ERIN FR	2) RUPP, EMILY SR		
3) SPRINKLES, JESSICA FR	4) MCBEATH, SARAH SR		
12 WAYLAND BAPTIST (A)		12:29.27	2(6)
1) DANIELS, PATRICE JR	2) PARKER, KARIS JR		
3) WILLIAMS, ELIZABETH FR	4) LOPEZ, SELENE SR		
13 TAYLOR (A)		12:36.61	1(7)
1) BLAGG, RACHEL SO	2) WOOD, MIRIAM SO		
3) CROSBY, MARJORIE SO	4) GIMRE, MAE ELIZABETH SO		
14 ST. MARY (KAN.) (A)		12:37.11	2(7)
1) RIVERA, KRYSTAL FR	2) NEALY, TISIAN FR		
3) DELGADO, LINDA JR	4) MORENO, LORENA JR		
15 WESTMONT (A)		12:42.65	2(8)
1) HALVORSON, MAIA FR	2) BROWN, ANNE ELISE FR		
3) PARKS, EMILY FR	4) BAKER, TERRI SR		
16 MARIAN (IND.) (A)		13:02.38	2(9)
1) DEVER, RACHEL JR	2) GIBSON, RAVEN FR		
3) KOEHL, OLIVIA SO	4) SCHROPE, KIERSTEN JR		
17 EASTERN OREGON (A)		13:08.88	1(8)
1) HOMER, FAITH SO	2) CURRENT, KENDALL SR		
3) HERBES, ELIZABETH FR	4) ROELLE, RACHEL JR		

## HEAT RESULTS

### Prelims

PI Team		Time
<b>Heat 1 of 2</b>		
1 OKLAHOMA CITY (A)		12:02.79q
1) MOORE, SARA SR	2) METOYER, ALEXIS SO	
3) HOYER, SHERIDAN SO	4) OLOWORA, AMINAT SO	
2 ST. FRANCIS (ILL.) (A)		12:03.54q
1) CROSSON, CATHERINE JR	2) MOODY, JENNA JR	
3) LOPEZ, LESLEY JR	4) KNOTT, ASHLEE JR	
3 NORTHWEST U. (A)		12:03.67q
1) ENGELBREKT, LILY SO	2) LYSTAD, SHANDON SR	
3) ESTABROOK, SARAH JR	4) BROWN, CASSIDY JR	
4 SOUTHERN OREGON (A)		12:03.71q
1) BERANIA, NATALIE SR	2) SPRAUER, LOGHAN FR	
3) BLACKMORE, KAYLE SO	4) PERKINSON, JESSA SO	
5 BIOLA (A)		12:07.21

# NAIA INDOOR TRACK & FIELD CHAMPIONSHIPS

Johnson City, TN  
David E. Walker Track at Gentry Field  
Weather: Indoor meet  
Host: Milligan College  
3/2/2017 - 3/4/2017

## MEET OFFICIALS

**Meet Director:**  
Chris Layne  
**Meet Referee:**  
Lawhorn, Messenger, Thuber  
**Timing:**  
www.cfpitiming.com



**OFFICIAL MEET REPORT**  
printed: 3/4/2017 5:49 PM

# RESULTS

## #23 Women's 4000m DMR (cont'd)

### Prelims


Pl	Team		Time
	1) HUNSAKER, HANNAH JR	2) KALPAKJIAN, CARISSA FR	
	3) MURRAY, ALISA SR	4) DAWSON, LYNDEE JR	
7	TAYLOR (A)		12:36.61
	1) BLAGG, RACHEL SO	2) WOOD, MIRIAM SO	
	3) CROSBY, MARJORIE SO	4) GIMRE, MAE ELIZABETH SO	
8	EASTERN OREGON (A)		13:08.88
	1) HOMER, FAITH SO	2) CURRENT, KENDALL SR	
	3) HERBES, ELIZABETH FR	4) ROELLE, RACHEL JR	
<b>Heat 2 of 2</b>			
1	AQUINAS (A)		12:06.35Q
	1) MILLER, ALEXIS SO	2) REPESH, ANNA FR	
	3) ANDERSON, SYDNEY SR	4) SIGAFOOSE, ADRI JR	
2	CORNERSTONE (A)		12:06.61Q
	1) RICHTER, VALERIE SO	2) QUICK, MEGAN JR	
	3) CORYELL, CATHY SR	4) TREMAINE, AUDREY SR	
3	MORNINGSIDE (A)		12:09.39q
	1) SHEPHERD, TIFFANY SR	2) JOSEPH, ELEKA JR	
	3) BOER, PAYTON SO	4) MUMM, MICHELLE JR	
4	COLLEGE OF IDAHO (A)		12:17.48
	1) VITALE-SULLIVAN, MOLLY FR	2) HAWKINS, KAMI SO	
	3) COTUGNO, MISHAL SR	4) KLOPFENSTEIN, LILA SR	
5	POINT PARK (A)		12:22.86
	1) GUARNACCIA, KATIE JR	2) OLUGBAKINRO, OLUKEMI JR	
	3) CELICH, TAYLOR FR	4) SHIELDS, ANNA SO	
6	WAYLAND BAPTIST (A)		12:29.27
	1) DANIELS, PATRICE JR	2) PARKER, KARIS JR	
	3) WILLIAMS, ELIZABETH FR	4) LOPEZ, SELENE SR	
7	ST. MARY (KAN.) (A)		12:37.11
	1) RIVERA, KRYSTAL FR	2) NEALY, TISIAN FR	
	3) DELGADO, LINDA JR	4) MORENO, LORENA JR	
8	WESTMONT (A)		12:42.65
	1) HALVORSON, MAIA FR	2) BROWN, ANNE ELISE FR	
	3) PARKS, EMILY FR	4) BAKER, TERRI SR	
9	MARIAN (IND.) (A)		13:02.38
	1) DEVER, RACHEL JR	2) GIBSON, RAVEN FR	
	3) KOEHL, OLIVIA SO	4) SCHROPE, KIERSTEN JR	

# NAIA INDOOR TRACK & FIELD CHAMPIONSHIPS

Johnson City, TN  
David E. Walker Track at Gentry Field  
Weather: Indoor meet  
Host: Milligan College  
3/2/2017 - 3/4/2017

## MEET OFFICIALS

**Meet Director:**  
Chris Layne  
**Meet Referee:**  
Lawhorn, Messenger, Thuber  
**Timing:**  
www.cfpitiming.com



**OFFICIAL MEET REPORT**  
printed: 3/4/2017 5:49 PM

# RESULTS

## #25 Women's High Jump

**Progression- 1.57, 1.62, 1.65, 1.68, 1.71, 1.74, 1.77**

N	NAIA Championship	1.83m	Latrese Johnson	Azusa Pacific	1990	
W	World Indoor	2.08m	Kajsa Bergqvist	SWE	2/4/2006	Arnstadt,
A	American Indoor	2.02m	Chaunté Lowe	Nike	2/26/2012	Albuquerque, NM
C	Collegiate Indoor	1.98m	Destinee Hooker	Texas	3/19/2009	College Station,
C	Collegiate Indoor	1.98m	Akela Jones	Kansas State	3/11/2016	Birmingham, AL

**1:30 PM (Day 3):**

Pl	Name	Yr	Team	Mark	1.57	1.62	1.65	1.68	1.71	1.74	1.77	1.80	1.83	Pts
1	PETTY, TYANNA	JR	RIO GRAND	1.77m 5' 9 <sup>3</sup> / <sub>4</sub>										10
2	BAKER, CHELSEA	JR	FRIENDS	1.74m 5' 8 <sup>1</sup> / <sub>2</sub>										8
3	JOHNSON, MARISSA	SR	SIENA HEIG	1.71m 5' 7 <sup>1</sup> / <sub>4</sub>										6
4	GUIJARRO, CANDELLA	JR	INDIANA TE	1.71m 5' 7 <sup>1</sup> / <sub>4</sub>										5
5	MCBRIDE, HARLEY	SR	EASTERN O	1.68m 5' 6"										4
6	COLLIER, BECKY	SR	WESTMONT	1.68m 5' 6"										3
7	BROWN, ANNE-LORRAINE	JR	OLIVET NAZ	1.68m 5' 6"										2
8	ARELLANO, KAIANN	JR	JAMESTOW	1.65m 5' 5"										1
9	BROWN, SHAY	SO	DOANE	1.65m 5' 5"										
9	HULST, MYCAH	SR	DORDT	1.65m 5' 5"										
11	DALE, ALEXIS	FR	DOANE	1.65m 5' 5"										
12	ROSENBAUM, SAVANNA	SO	HASTINGS	1.65m 5' 5"										
13	COLLIER, BAILEY	SR	SOUTHWES	1.65m 5' 5"										
14	LAWRENCE, PARIS	SO	INDIANA TE	1.65m 5' 5"										
15	DODD, PAIGE	SO	EASTERN O	1.62m 5' 3 <sup>3</sup> / <sub>4</sub>										
16	MICHALSKI, EMILY	SO	DAVENPORT	1.62m 5' 3 <sup>3</sup> / <sub>4</sub>										
17	PAULICK, MIEKE	SO	MARIAN (IND	1.62m 5' 3 <sup>3</sup> / <sub>4</sub>										
17	BROOKS, ALLISON	SO	CONCORDIA	1.62m 5' 3 <sup>3</sup> / <sub>4</sub>										
19	SINTEK, CLAIRE	SO	DOANE	1.57m 5' 1 <sup>3</sup> / <sub>4</sub>										
20	EBELS, BRITTA	JR	DAVENPORT	1.57m 5' 1 <sup>3</sup> / <sub>4</sub>										
20	MILCH, MEGAN	SO	SOUTHWES	1.57m 5' 1 <sup>3</sup> / <sub>4</sub>										
20	KYLER, CHANTEL	SO	CLARKE	1.57m 5' 1 <sup>3</sup> / <sub>4</sub>										
	BONT, MALLORY	SR	DAVENPORT	NH										
	SCHMIDT, CRYSTAL	SR	CARROLL	NH										
	ASH, ANNA	SO	WILLIAM WO	NH										
	SANDS, BRIA	SO	LIFE	DNS										

## #27 Women's Pole Vault

**Progression- 3.32, 3.47, 3.57, 3.67, 3.72, 3.77, 3.82, 3.87, 3.92, 3.97, 4.02**

N	NAIA Championship	4.20m	Jessie Gallaher	Concordia (Ore.)	2007	Johnson City, TN
W	World Indoor	5.03m	Jenn Shur	USA	1/30/2016	Brockport, NY,
A	American Indoor	5.03m	Jenn Suhr	adidas	1/30/2016	Brockport, NY
C	Collegiate Indoor	4.75m	Demi Payne	Stephen F. Austin	1/24/2015	Albuquerque, NM

**3:30 PM (Day 2):**

Pl	Name	Yr	Team	Mark	3.32	3.47	3.57	3.67	3.72	3.77	3.82	3.87	3.92	Pts
1	WOJCIECHOWSKI, DANIELLE	SO	BETHEL (IND	3.82m 12' 6 <sup>1</sup> / <sub>4</sub>	PPP	PPP	PPP	O	PPP	XO	XO	PPP	XXX	10
2	MCKINLEY, SHEILA	JR	SIENA HEIG	3.77m 12' 4 <sup>1</sup> / <sub>2</sub>	PPP	PPP	XXO	XO	XO	XO	XXX			8
3	BROOKS, ALLISON	SO	CONCORDIA	3.72m 12' 2 <sup>1</sup> / <sub>2</sub>	PPP	PPP	PPP	XXO	O	PPP	XXX			6



# NAIA INDOOR TRACK & FIELD CHAMPIONSHIPS

Johnson City, TN  
David E. Walker Track at Gentry Field  
Weather: Indoor meet  
Host: Milligan College  
3/2/2017 - 3/4/2017

## MEET OFFICIALS

**Meet Director:**  
Chris Layne  
**Meet Referee:**  
Lawhorn, Messenger, Thuber  
**Timing:**  
www.cfpitiming.com



**OFFICIAL MEET REPORT**  
printed: 3/4/2017 5:49 PM

# RESULTS

## #29 Women's Long Jump (cont'd)

1:00 PM (Day 2):

Pl	Name	Yr	Team	Mark	Rnd 1	Rnd 2	Rnd 3	Rnd 4	Rnd 5	Rnd 6	F (Pl)	Pts
18	MOODY, AYANNA	SO	INDIANA TE	5.37m 17' 7 <sup>1</sup> / <sub>2</sub> "	FOUL	5.37 (+0.0)	FOUL					1(6)
19	HYMAN, OSHIN	JR	WARNER	5.34m 17' 6 <sup>1</sup> / <sub>4</sub> "	5.34 (+0.0)	5.24 (+0.0)	5.27 (+0.0)					2(6)
20	GRIGG, KAYLA	JR	INDIANA TE	5.29m 17' 4 <sup>1</sup> / <sub>4</sub> "	5.07 (+0.0)	FOUL	5.29 (+0.0)					1(7)
21	WILLIAMS, ZARRIA	FR	OHIO CHRIS	5.23m 17' 2"	FOUL	5.23 (+0.0)	5.08 (+0.0)					1(8)
21	FARLEY, ERIN	JR	OLIVET NAZ	5.23m 17' 2"	5.23 (+0.0)	FOUL	FOUL					2(7)
23	REDDINGTON, MORGAN	SO	EASTERN O	5.22m 17' 1 <sup>1</sup> / <sub>2</sub> "	5.00 (+0.0)	4.70 (+0.0)	5.22 (+0.0)					2(8)
23	DUGAN, ASHLEY	JR	YORK (NEB.)	5.22m 17' 1 <sup>1</sup> / <sub>2</sub> "	5.17 (+0.0)	5.20 (+0.0)	5.22 (+0.0)					2(8)
25	STRICKER, ABBY	SO	COLUMBIA (	5.15m 16' 10 <sup>3</sup> / <sub>4</sub> "	5.15 (+0.0)	FOUL	FOUL					1(9)
26	COOPER, KIERRA	FR	MADONNA	5.07m 16' 7 <sup>3</sup> / <sub>4</sub> "	5.07 (+0.0)	4.72 (+0.0)	4.95 (+0.0)					3(8)
27	PENNINGTON, TAYLOR	SR	BETHEL (IND	5.03m 16' 6"	FOUL	5.03 (+0.0)	FOUL					2(10)
28	WILLIAMS, TATIANA	FR	LINDSEY WI	5.02m 16' 5 <sup>3</sup> / <sub>4</sub> "	FOUL	5.02 (+0.0)	4.96 (+0.0)					3(9)
28	PARKER, KARIS	JR	WAYLAND B	5.02m 16' 5 <sup>3</sup> / <sub>4</sub> "	5.02 (+0.0)	4.91 (+0.0)	5.01 (+0.0)					3(9)
30	WILSON, JOHANNA	FR	CUMBERLA	4.83m 15' 10 <sup>1</sup> / <sub>4</sub> "	4.78 (+0.0)	FOUL	4.83 (+0.0)					1(10)
	TENNESSEE, DALLAS	JR	INDIANA TE	NM	FOUL	FOUL	FOUL					3

## FLIGHT RESULTS

Pl	Name	Yr	Team	Mark	Rnd 1	Rnd 2	Rnd 3	Rnd 4	Rnd 5	Rnd 6	
<b>Flight 1 of 3</b>											
1	BRISCOE, TELECIA	FR	WAYLAND B	5.92m 19' 5 <sup>1</sup> / <sub>4</sub> "	5.10 (+0.0)	5.85 (+0.0)	FOUL	FOUL	5.68 (+0.0)	5.92 (+0.0)	
2	SAKEUH, PLENESEH-TAY	SO	TAYLOR	5.83m 19' 1 <sup>1</sup> / <sub>2</sub> "	5.20 (+0.0)	5.58 (+0.0)	5.83 (+0.0)	5.07 (+0.0)	5.06 (+0.0)	4.91 (+0.0)	
3	HOLMES, TIA	JR	INDIANA TE	5.74m 18' 10"	5.31 (+0.0)	5.45 (+0.0)	5.74 (+0.0)	5.43 (+0.0)	FOUL	5.55 (+0.0)	
4	SANDS, BRIA	SO	LIFE	5.54m 18' 2 <sup>1</sup> / <sub>4</sub> "	5.10 (+0.0)	5.40 (+0.0)	5.54 (+0.0)	FOUL	FOUL	FOUL	
5	WOTOE, MARKAI	FR	WALDORF	5.50m 18' 0 <sup>1</sup> / <sub>2</sub> "	5.49 (+0.0)	5.31 (+0.0)	5.50 (+0.0)				
6	MOODY, AYANNA	SO	INDIANA TE	5.37m 17' 7 <sup>1</sup> / <sub>2</sub> "	FOUL	5.37 (+0.0)	FOUL				
7	GRIGG, KAYLA	JR	INDIANA TE	5.29m 17' 4 <sup>1</sup> / <sub>4</sub> "	5.07 (+0.0)	FOUL	5.29 (+0.0)				
8	WILLIAMS, ZARRIA	FR	OHIO CHRIS	5.23m 17' 2"	FOUL	5.23 (+0.0)	5.08 (+0.0)				
9	STRICKER, ABBY	SO	COLUMBIA (	5.15m 16' 10 <sup>3</sup> / <sub>4</sub> "	5.15 (+0.0)	FOUL	FOUL				
10	WILSON, JOHANNA	FR	CUMBERLA	4.83m 15' 10 <sup>1</sup> / <sub>4</sub> "	4.78 (+0.0)	FOUL	4.83 (+0.0)				
<b>Flight 2 of 3</b>											
1	FLETCHER, JEROSAN	JR	PARK U.	5.64m 18' 6"	5.54 (+0.0)	5.60 (+0.0)	5.41 (+0.0)	5.54 (+0.0)	5.38 (+0.0)	5.64 (+0.0)	
2	BRADLEY, KYLIE	SR	OLIVET NAZ	5.63m 18' 5 <sup>3</sup> / <sub>4</sub> "	5.44 (+0.0)	5.54 (+0.0)	5.47 (+0.0)	5.63 (+0.0)	5.46 (+0.0)	5.34 (+0.0)	
3	CORREIA, LEONDRA	FR	INDIANA TE	5.59m 18' 4 <sup>1</sup> / <sub>4</sub> "	FOUL	5.53 (+0.0)	5.59 (+0.0)	5.47 (+0.0)	FOUL	5.09 (+0.0)	
4	YOUNG-BROOKS, MILDRENAE	SO	SIENA HEIG	5.49m 18' 0 <sup>1</sup> / <sub>4</sub> "	5.49 (+0.0)	4.88 (+0.0)	5.27 (+0.0)				
5	HARRIS, ANNESHA	SO	LINDSEY WI	5.42m 17' 9 <sup>1</sup> / <sub>2</sub> "	FOUL	5.42 (+0.0)	FOUL				
6	HYMAN, OSHIN	JR	WARNER	5.34m 17' 6 <sup>1</sup> / <sub>4</sub> "	5.34 (+0.0)	5.24 (+0.0)	5.27 (+0.0)				
7	FARLEY, ERIN	JR	OLIVET NAZ	5.23m 17' 2"	5.23 (+0.0)	FOUL	FOUL				
8	REDDINGTON, MORGAN	SO	EASTERN O	5.22m 17' 1 <sup>1</sup> / <sub>2</sub> "	5.00 (+0.0)	4.70 (+0.0)	5.22 (+0.0)				
8	DUGAN, ASHLEY	JR	YORK (NEB.)	5.22m 17' 1 <sup>1</sup> / <sub>2</sub> "	5.17 (+0.0)	5.20 (+0.0)	5.22 (+0.0)				
10	PENNINGTON, TAYLOR	SR	BETHEL (IND	5.03m 16' 6"	FOUL	5.03 (+0.0)	FOUL				
<b>Flight 3 of 3</b>											
1	BRINSON, JONINA	JR	MOBILE	5.84m 19' 2"	5.65 (+0.0)	5.63 (+0.0)	5.70 (+0.0)	5.75 (+0.0)	5.84 (+0.0)	5.62 (+0.0)	
2	WUBBEN, DANIELLE	JR	DORDT	5.65m 18' 6 <sup>1</sup> / <sub>2</sub> "	5.48 (+0.0)	FOUL	5.65 (+0.0)	5.51 (+0.0)	5.50 (+0.0)	FOUL	
3	FLORES, ALEXIS	JR	WAYLAND B	5.61m 18' 5"	5.41 (+0.0)	FOUL	5.61 (+0.0)	4.50 (+0.0)	4.78 (+0.0)	5.17 (+0.0)	
4	CUNNINGHAM, SHANTINIQUE	SO	HASTINGS	5.54m 18' 2 <sup>1</sup> / <sub>4</sub> "	5.54 (+0.0)	5.38 (+0.0)	FOUL	FOUL	FOUL	5.22 (+0.0)	
5	HERRERA, MADISON	JR	WESTMONT	5.53m 18' 1 <sup>3</sup> / <sub>4</sub> "	5.43 (+0.0)	5.53 (+0.0)	5.27 (+0.0)				




# NAIA INDOOR TRACK & FIELD CHAMPIONSHIPS

Johnson City, TN  
David E. Walker Track at Gentry Field  
Weather: Indoor meet  
Host: Milligan College  
3/2/2017 - 3/4/2017

## MEET OFFICIALS

**Meet Director:**  
Chris Layne  
**Meet Referee:**  
Lawhorn, Messenger, Thuber  
**Timing:**  
www.cfpitiming.com



**OFFICIAL MEET REPORT**  
printed: 3/4/2017 5:49 PM

# RESULTS

## #29 Women's Long Jump (cont'd)

Pl	Name	Yr Team	Mark	Rnd 1	Rnd 2	Rnd 3	Rnd 4	Rnd 5	Rnd 6
6	BONT, MALLORY	SR DAVENPORT	5.47m 17' 11 1/2"	5.44 (+0.0)	5.38 (+0.0)	5.47 (+0.0)			
7	PORCH, HANNAH	SO CARROLL	5.39m 17' 8 1/4"	5.38 (+0.0)	5.39 (+0.0)	5.36 (+0.0)			
8	COOPER, KIERRA	FR MADONNA	5.07m 16' 7 3/4"	5.07 (+0.0)	4.72 (+0.0)	4.95 (+0.0)			
9	WILLIAMS, TATIANA	FR LINDSEY WI	5.02m 16' 5 3/4"	FOUL	5.02 (+0.0)	4.96 (+0.0)			
9	PARKER, KARIS	JR WAYLAND B	5.02m 16' 5 3/4"	5.02 (+0.0)	4.91 (+0.0)	5.01 (+0.0)			
	TENNESSEE, DALLAS	JR INDIANA TE	NM	FOUL	FOUL	FOUL			

## #31 Women's Triple Jump

### Top 9 + ties to the finals

N	NAIA Championship	13.00m	Latoya Heath	Lindenwood				
W	World Indoor	15.36m	Tatyana Lebedeva	RUS	3/6/2004	Budapest,		
A	American Indoor	14.32m	Keturah Orji	Georgia	2/25/2017	Nashville, TN		
C	Collegiate Indoor	14.32m	Keturah Orji	Georgia	2/25/2017	Nashville, TN		

### 10:00 AM (Day 3):

Pl	Name	Yr Team	Mark	Rnd 1	Rnd 2	Rnd 3	Rnd 4	Rnd 5	Rnd 6	F(Pl)	Pts
1	SANDS, BRIA	SO LIFE	11.93m 39' 1 3/4"	FOUL	11.77 (+0.0)	11.93 (+0.0)	FOUL	11.73 (+0.0)	FOUL	1(1)	10
2	YOUNGE, VICTORIA	SO MISSOURI B	11.86m 38' 11"	FOUL	FOUL	11.86 (+0.0)	FOUL	PASS	PASS	1(2)	8
3	BRINSON, JONINA	JR MOBILE	11.77m 38' 7 1/2"	10.67 (+0.0)	11.77 (+0.0)	10.60 (+0.0)	11.09 (+0.0)	11.56 (+0.0)	11.61 (+0.0)	1(3)	6
4	EDEKO, ISI	SR ST. FRANCIS	11.71m 38' 5"	FOUL	11.68 (+0.0)	11.46 (+0.0)	11.45 (+0.0)	11.71 (+0.0)	11.55 (+0.0)	1(4)	5
5J	ELLIS, RAIVEN	SO MIDAMERIC	11.67m 38' 3 1/2"	11.32 (+0.0)	FOUL	11.67 (+0.0)	11.31 (+0.0)	11.50 (+0.0)	FOUL	2(1)	4
6J	HICKS, CHRISTIANA	SR HUNTINGTO	11.67m 38' 3 1/2"	10.72 (+0.0)	10.86 (+0.0)	11.49 (+0.0)	11.35 (+0.0)	11.37 (+0.0)	11.67 (+0.0)	2(2)	3
7	HOSFORD, BRANDI	JR ST. AMBROS	11.52m 37' 9 1/2"	11.40 (+0.0)	11.27 (+0.0)	11.14 (+0.0)	10.78 (+0.0)	11.26 (+0.0)	11.52 (+0.0)	2(3)	2
8J	LOWMAN, SHERITA	FR INDIANA TE	11.42m 37' 5 3/4"	11.38 (+0.0)	11.31 (+0.0)	11.42 (+0.0)	11.34 (+0.0)	10.73 (+0.0)	10.38 (+0.0)	2(4)	1
9J	CUNNINGHAM, SHANTINIQUE	SO HASTINGS	11.42m 37' 5 3/4"	11.10 (+0.0)	11.42 (+0.0)	FOUL	10.24 (+0.0)	11.13 (+0.0)	11.18 (+0.0)	2(5)	
10	YOUNG-BROOKS, MILDRENAE	SO SIENA HEIG	11.31m 37' 1 1/4"	11.18 (+0.0)	11.03 (+0.0)	11.31 (+0.0)				1(5)	
11	BRUNS, DALLAS	SR SOUTHWES	11.27m 36' 11 3/4"	10.82 (+0.0)	FOUL	11.27 (+0.0)				1(6)	
12	HELMS, JASMINE	SR MCPHERSO	11.20m 36' 9"	11.02 (+0.0)	10.94 (+0.0)	11.20 (+0.0)				1(7)	
12	DRAKE, HANNAH	SO CORNERST	11.20m 36' 9"	FOUL	11.06 (+0.0)	11.20 (+0.0)				2(6)	
14	HYMAN, OSHIN	JR WARNER	11.16m 36' 7 1/2"	11.16 (+0.0)	11.11 (+0.0)	11.11 (+0.0)				2(7)	
15	STRICKER, ABBY	SO COLUMBIA (	11.15m 36' 7"	10.81 (+0.0)	FOUL	11.15 (+0.0)				1(8)	
16	WOODARD-JOHNSON, JA'ZEL	SO CAMPBELLS	11.12m 36' 5 3/4"	11.12 (+0.0)	11.02 (+0.0)	10.51 (+0.0)				2(8)	
17	MOORE, ANNIKA	SO CARROLL	11.11m 36' 5 1/2"	10.94 (+0.0)	11.11 (+0.0)	FOUL				1(9)	
18	LAMBROS, ALEX	SO ST. XAVIER	11.00m 36' 1 1/4"	10.74 (+0.0)	11.00 (+0.0)	10.69 (+0.0)				2(9)	
19	DOLL, LAUREN	FR FRIENDS	10.97m 36' 0"	10.83 (+0.0)	10.97 (+0.0)	10.81 (+0.0)				1(10)	
19	HARRIS, ANNESHA	SO LINDSEY WI	10.97m 36' 0"	10.84 (+0.0)	10.97 (+0.0)	FOUL				2(10)	
21	WILLIAMS, CHARLENA	JR SIENA HEIG	10.82m 35' 6"	10.37 (+0.0)	10.82 (+0.0)	10.67 (+0.0)				1(11)	
22	HOINS, JAYSA	SO DOANE	10.76m 35' 3 3/4"	10.76 (+0.0)	FOUL	FOUL				2(11)	
	FLORES, ALEXIS	JR WAYLAND B	NM	FOUL	FOUL	FOUL				1	

## FLIGHT RESULTS


Pl	Name	Yr Team	Mark	Rnd 1	Rnd 2	Rnd 3	Rnd 4	Rnd 5	Rnd 6	
<b>Flight 1 of 2</b>										
1	SANDS, BRIA	SO LIFE	11.93m 39' 1 3/4"	FOUL	11.77 (+0.0)	11.93 (+0.0)	FOUL	11.73 (+0.0)	FOUL	
2	YOUNGE, VICTORIA	SO MISSOURI B	11.86m 38' 11"	FOUL	FOUL	11.86 (+0.0)	FOUL	PASS	PASS	
3	BRINSON, JONINA	JR MOBILE	11.77m 38' 7 1/2"	10.67 (+0.0)	11.77 (+0.0)	10.60 (+0.0)	11.09 (+0.0)	11.56 (+0.0)	11.61 (+0.0)	
4	EDEKO, ISI	SR ST. FRANCIS	11.71m 38' 5"	FOUL	11.68 (+0.0)	11.46 (+0.0)	11.45 (+0.0)	11.71 (+0.0)	11.55 (+0.0)	
5	YOUNG-BROOKS, MILDRENAE	SO SIENA HEIG	11.31m 37' 1 1/4"	11.18 (+0.0)	11.03 (+0.0)	11.31 (+0.0)				

# NAIA INDOOR TRACK & FIELD CHAMPIONSHIPS

Johnson City, TN  
David E. Walker Track at Gentry Field  
Weather: Indoor meet  
Host: Milligan College  
3/2/2017 - 3/4/2017

## MEET OFFICIALS

**Meet Director:**  
Chris Layne  
**Meet Referee:**  
Lawhorn, Messenger, Thuber  
**Timing:**  
www.cfpitiming.com



**OFFICIAL MEET REPORT**  
printed: 3/4/2017 5:49 PM

# RESULTS

## #31 Women's Triple Jump (cont'd)

Pl	Name	Yr Team	Mark	Rnd 1	Rnd 2	Rnd 3	Rnd 4	Rnd 5	Rnd 6
6	BRUNS, DALLAS	SR SOUTHWES	11.27m 36' 11 <sup>3</sup> / <sub>4</sub>	10.82 (+0.0)	FOUL	11.27 (+0.0)			
7	HELMS, JASMINE	SR MCPHERSO	11.20m 36' 9"	11.02 (+0.0)	10.94 (+0.0)	11.20 (+0.0)			
8	STRICKER, ABBY	SO COLUMBIA (	11.15m 36' 7"	10.81 (+0.0)	FOUL	11.15 (+0.0)			
9	MOORE, ANNIKA	SO CARROLL	11.11m 36' 5 <sup>1</sup> / <sub>2</sub>	10.94 (+0.0)	11.11 (+0.0)	FOUL			
10	DOLL, LAUREN	FR FRIENDS	10.97m 36' 0"	10.83 (+0.0)	10.97 (+0.0)	10.81 (+0.0)			
11	WILLIAMS, CHARLENA FLORES, ALEXIS	JR SIENA HEIG JR WAYLAND B	10.82m 35' 6" NM	10.37 (+0.0) FOUL	10.82 (+0.0) FOUL	10.67 (+0.0) FOUL			
<b>Flight 2 of 2</b>									
1	ELLIS, RAIVEN	SO MIDAMERIC	11.67m 38' 3 <sup>1</sup> / <sub>2</sub>	11.32 (+0.0)	FOUL	11.67 (+0.0)	11.31 (+0.0)	11.50 (+0.0)	FOUL
2	HICKS, CHRISTIANA	SR HUNTINGTO	11.67m 38' 3 <sup>1</sup> / <sub>2</sub>	10.72 (+0.0)	10.86 (+0.0)	11.49 (+0.0)	11.35 (+0.0)	11.37 (+0.0)	11.67 (+0.0)
3	HOSFORD, BRANDI	JR ST. AMBROS	11.52m 37' 9 <sup>1</sup> / <sub>2</sub>	11.40 (+0.0)	11.27 (+0.0)	11.14 (+0.0)	10.78 (+0.0)	11.26 (+0.0)	11.52 (+0.0)
4	LOWMAN, SHERITA	FR INDIANA TE	11.42m 37' 5 <sup>3</sup> / <sub>4</sub>	11.38 (+0.0)	11.31 (+0.0)	11.42 (+0.0)	11.34 (+0.0)	10.73 (+0.0)	10.38 (+0.0)
5	CUNNINGHAM, SHANTINIQUE	SO HASTINGS	11.42m 37' 5 <sup>3</sup> / <sub>4</sub>	11.10 (+0.0)	11.42 (+0.0)	FOUL	10.24 (+0.0)	11.13 (+0.0)	11.18 (+0.0)
6	DRAKE, HANNAH	SO CORNERST	11.20m 36' 9"	FOUL	11.06 (+0.0)	11.20 (+0.0)			
7	HYMAN, OSHIN	JR WARNER	11.16m 36' 7 <sup>1</sup> / <sub>2</sub>	11.16 (+0.0)	11.11 (+0.0)	11.11 (+0.0)			
8	WOODARD-JOHNSON, JA'ZEL	SO CAMPBELLS	11.12m 36' 5 <sup>3</sup> / <sub>4</sub>	11.12 (+0.0)	11.02 (+0.0)	10.51 (+0.0)			
9	LAMBROS, ALEX	SO ST. XAVIER	11.00m 36' 1 <sup>1</sup> / <sub>4</sub>	10.74 (+0.0)	11.00 (+0.0)	10.69 (+0.0)			
10	HARRIS, ANNESHA	SO LINDSEY WI	10.97m 36' 0"	10.84 (+0.0)	10.97 (+0.0)	FOUL			
11	HOINS, JAYSA	SO DOANE	10.76m 35' 3 <sup>3</sup> / <sub>4</sub>	10.76 (+0.0)	FOUL	FOUL			

## #33 Women's Shot Put

### Top 9 + ties to the finals

N	NAIA Championship	18.03m	Vivian Chukwuemeka	Azusa Pacific	2003	Johnson City, TN
W	World Indoor	22.50m	Helena Fibingerova	TCH	2/19/1977	Jablonec, TCH
A	American Indoor	20.21m	Michelle Carter	Nike	3/19/2016	Portland, OR
C	Collegiate Indoor	19.23m	Raven Saunders	Ole Miss	2/13/2016	Ames, IA

### 10:00 AM (Day 3):

Pl	Name	Yr Team	Mark	Rnd 1	Rnd 2	Rnd 3	Rnd 4	Rnd 5	Rnd 6	F(Pl)	Pts
1	DAVIS, KYLIE	SO OLIVET NAZ	14.53m 47' 8 <sup>1</sup> / <sub>4</sub>	13.57 (+0.0)	13.49 (+0.0)	FOUL	14.01 (+0.0)	14.53 (+0.0)	FOUL	2(1)	10
2	SHAW, ADRIANNA	FR CONCORDIA	14.35m 47' 1 <sup>1</sup> / <sub>4</sub>	14.35 (+0.0)	FOUL	13.97 (+0.0)	13.99 (+0.0)	14.17 (+0.0)	FOUL	3(1)	8
3	LYON, KELBIE	SO HASTINGS	14.22m 46' 8"	14.22 (+0.0)	14.03 (+0.0)	FOUL	FOUL	FOUL	FOUL	3(2)	6
4	KELLY, RAVEN	SR ST. FRANCIS	14.13m 46' 4 <sup>1</sup> / <sub>2</sub>	13.55 (+0.0)	14.11 (+0.0)	13.67 (+0.0)	13.10 (+0.0)	13.51 (+0.0)	14.13 (+0.0)	3(3)	5
5	LIERMANN, SAMANTHA	SO CONCORDIA	14.12m 46' 4 <sup>1</sup> / <sub>4</sub>	13.66 (+0.0)	13.66 (+0.0)	13.71 (+0.0)	13.27 (+0.0)	13.60 (+0.0)	14.12 (+0.0)	3(4)	4
6	THOMPSON, TEEKA	SR HASTINGS	13.76m 45' 2"	13.76 (+0.0)	FOUL	FOUL	FOUL	13.51 (+0.0)	FOUL	3(5)	3
7	OLSEN, SARA	JR HASTINGS	13.69m 44' 11 <sup>1</sup> / <sub>4</sub>	13.05 (+0.0)	13.69 (+0.0)	13.31 (+0.0)	13.41 (+0.0)	13.60 (+0.0)	FOUL	2(2)	2
8	ROBB, KALI	SR CONCORDIA	13.54m 44' 5 <sup>1</sup> / <sub>4</sub>	12.89 (+0.0)	13.38 (+0.0)	13.54 (+0.0)	FOUL	13.28 (+0.0)	FOUL	1(1)	1
9	MACKEY, TE'REIA	JR INDIANA TE	13.33m 43' 9"	FOUL	12.62 (+0.0)	13.33 (+0.0)	12.55 (+0.0)	FOUL	FOUL	3(6)	
10	WINDLE, ALYSSA	SR TABOR	13.32m 43' 8 <sup>3</sup> / <sub>4</sub>	FOUL	13.32 (+0.0)	FOUL				3(7)	
11	NASH, EBONI	SO HASTINGS	13.29m 43' 7 <sup>1</sup> / <sub>2</sub>	FOUL	FOUL	13.29 (+0.0)				2(3)	
12	BOCK, LEA	SO OLIVET NAZ	13.19m 43' 3 <sup>1</sup> / <sub>2</sub>	11.75 (+0.0)	12.65 (+0.0)	13.19 (+0.0)				1(2)	
13	MUSIC, BRYANNA	JR OTTAWA	13.11m 43' 0 <sup>1</sup> / <sub>2</sub>	13.11 (+0.0)	FOUL	FOUL				2(4)	
14	BYRD, EUNIQUE	JR FLORIDA ME	13.09m 42' 11 <sup>1</sup> / <sub>2</sub>	13.09 (+0.0)	12.09 (+0.0)	11.79 (+0.0)				2(5)	
15	SOAT, ERIN	SO CLARKE	13.08m 42' 11 <sup>1</sup> / <sub>4</sub>	12.57 (+0.0)	12.69 (+0.0)	13.08 (+0.0)				3(8)	
16	GEISLER, SERI	SO VALLEY CIT	13.06m 42' 10 <sup>1</sup> / <sub>2</sub>	12.77 (+0.0)	13.06 (+0.0)	12.58 (+0.0)				1(3)	
17	IRVIN, JORDAN	JR INDIANA TE	12.90m 42' 4 <sup>1</sup> / <sub>4</sub>	12.90 (+0.0)	12.74 (+0.0)	12.28 (+0.0)				1(4)	
18	RAGLAND, JOHANNA	SO CONCORDIA	12.83m 42' 1 <sup>1</sup> / <sub>2</sub>	12.79 (+0.0)	12.83 (+0.0)	FOUL				1(5)	
19	MALLER, ELIZABETH	SO MILLIGAN	12.69m 41' 8"	FOUL	FOUL	12.69 (+0.0)				3(9)	

# NAIA INDOOR TRACK & FIELD CHAMPIONSHIPS

Johnson City, TN  
David E. Walker Track at Gentry Field  
Weather: Indoor meet  
Host: Milligan College  
3/2/2017 - 3/4/2017

## MEET OFFICIALS

**Meet Director:**  
Chris Layne  
**Meet Referee:**  
Lawhorn, Messenger, Thuber  
**Timing:**  
www.cfpitiming.com



**OFFICIAL MEET REPORT**  
printed: 3/4/2017 5:49 PM

# RESULTS

## #33 Women's Shot Put (cont'd)

10:00 AM (Day 3):

Pl Name	Yr Team	Mark	Rnd 1	Rnd 2	Rnd 3	Rnd 4	Rnd 5	Rnd 6	F(Pl)	Pts
20 DONNELL, JENNIFER	JR JUDSON	12.68m 41' 7 <sup>1</sup> / <sub>2</sub>	12.68 (+0.0)	FOUL	11.97 (+0.0)					1(6)
21 LEUENBERGER, WHITNEY	SR DICKINSON	12.56m 41' 2 <sup>3</sup> / <sub>4</sub>	12.56 (+0.0)	FOUL	12.47 (+0.0)					2(6)
22 PETTELL, PAIGE	FR LINDSEY WI	12.53m 41' 1 <sup>1</sup> / <sub>2</sub>	12.31 (+0.0)	12.17 (+0.0)	12.53 (+0.0)					2(7)
23 BROWN, ALIYAH	SO PARK U.	12.52m 41' 1 <sup>1</sup> / <sub>4</sub>	12.52 (+0.0)	12.28 (+0.0)	12.22 (+0.0)					1(7)
24 LEWIS, JASMINE	FR DOANE	12.19m 40' 0 <sup>1</sup> / <sub>4</sub>	12.19 (+0.0)	11.84 (+0.0)	FOUL					2(8)
25 GRINT, KATE	FR DOANE	12.13m 39' 9 <sup>3</sup> / <sub>4</sub>	FOUL	12.13 (+0.0)	11.84 (+0.0)					2(9)
26 RAMAEKERS, NICOLE	JR HASTINGS	11.94m 39' 2 <sup>1</sup> / <sub>4</sub>	11.94 (+0.0)	FOUL	FOUL					2(10)
27 RHEINGANS, KATELYNN	SO CLARKE	11.92m 39' 1 <sup>1</sup> / <sub>2</sub>	11.92 (+0.0)	10.41 (+0.0)	FOUL					3(10)
28 BARNETT, KALEA	FR CUMBERLA	11.62m 38' 1 <sup>3</sup> / <sub>4</sub>	11.59 (+0.0)	11.58 (+0.0)	11.62 (+0.0)					1(8)
ROBERTS, CHANEL	JR LINDSEY WI	DNS								1

## FLIGHT RESULTS

Pl Name	Yr Team	Mark	Rnd 1	Rnd 2	Rnd 3	Rnd 4	Rnd 5	Rnd 6	
<b>Flight 1 of 3</b>									
1 ROBB, KALI	SR CONCORDIA	13.54m 44' 5 <sup>1</sup> / <sub>4</sub>	12.89 (+0.0)	13.38 (+0.0)	13.54 (+0.0)	FOUL	13.28 (+0.0)	FOUL	
2 BOCK, LEA	SO OLIVET NAZ	13.19m 43' 3 <sup>1</sup> / <sub>2</sub>	11.75 (+0.0)	12.65 (+0.0)	13.19 (+0.0)				
3 GEISLER, SERI	SO VALLEY CIT	13.06m 42' 10 <sup>1</sup> / <sub>2</sub>	12.77 (+0.0)	13.06 (+0.0)	12.58 (+0.0)				
4 IRVIN, JORDAN	JR INDIANA TE	12.90m 42' 4 <sup>1</sup> / <sub>4</sub>	12.90 (+0.0)	12.74 (+0.0)	12.28 (+0.0)				
5 RAGLAND, JOHANNA	SO CONCORDIA	12.83m 42' 1 <sup>1</sup> / <sub>2</sub>	12.79 (+0.0)	12.83 (+0.0)	FOUL				
6 DONNELL, JENNIFER	JR JUDSON	12.68m 41' 7 <sup>1</sup> / <sub>2</sub>	12.68 (+0.0)	FOUL	11.97 (+0.0)				
7 BROWN, ALIYAH	SO PARK U.	12.52m 41' 1 <sup>1</sup> / <sub>4</sub>	12.52 (+0.0)	12.28 (+0.0)	12.22 (+0.0)				
8 BARNETT, KALEA	FR CUMBERLA	11.62m 38' 1 <sup>3</sup> / <sub>4</sub>	11.59 (+0.0)	11.58 (+0.0)	11.62 (+0.0)				
ROBERTS, CHANEL	JR LINDSEY WI	DNS							
<b>Flight 2 of 3</b>									
1 DAVIS, KYLIE	SO OLIVET NAZ	14.53m 47' 8 <sup>1</sup> / <sub>4</sub>	13.57 (+0.0)	13.49 (+0.0)	FOUL	14.01 (+0.0)	14.53 (+0.0)	FOUL	
2 OLSEN, SARA	JR HASTINGS	13.69m 44' 11 <sup>1</sup> / <sub>4</sub>	13.05 (+0.0)	13.69 (+0.0)	13.31 (+0.0)	13.41 (+0.0)	13.60 (+0.0)	FOUL	
3 NASH, EBONI	SO HASTINGS	13.29m 43' 7 <sup>1</sup> / <sub>2</sub>	FOUL	FOUL	13.29 (+0.0)				
4 MUSIC, BRYANNA	JR OTTAWA	13.11m 43' 0 <sup>1</sup> / <sub>2</sub>	13.11 (+0.0)	FOUL	FOUL				
5 BYRD, EUNIQUE	JR FLORIDA ME	13.09m 42' 11 <sup>1</sup> / <sub>2</sub>	13.09 (+0.0)	12.09 (+0.0)	11.79 (+0.0)				
6 LEUENBERGER, WHITNEY	SR DICKINSON	12.56m 41' 2 <sup>3</sup> / <sub>4</sub>	12.56 (+0.0)	FOUL	12.47 (+0.0)				
7 PETTELL, PAIGE	FR LINDSEY WI	12.53m 41' 1 <sup>1</sup> / <sub>2</sub>	12.31 (+0.0)	12.17 (+0.0)	12.53 (+0.0)				
8 LEWIS, JASMINE	FR DOANE	12.19m 40' 0 <sup>1</sup> / <sub>4</sub>	12.19 (+0.0)	11.84 (+0.0)	FOUL				
9 GRINT, KATE	FR DOANE	12.13m 39' 9 <sup>3</sup> / <sub>4</sub>	FOUL	12.13 (+0.0)	11.84 (+0.0)				
10 RAMAEKERS, NICOLE	JR HASTINGS	11.94m 39' 2 <sup>1</sup> / <sub>4</sub>	11.94 (+0.0)	FOUL	FOUL				
<b>Flight 3 of 3</b>									
1 SHAW, ADRIANNA	FR CONCORDIA	14.35m 47' 1 <sup>1</sup> / <sub>4</sub>	14.35 (+0.0)	FOUL	13.97 (+0.0)	13.99 (+0.0)	14.17 (+0.0)	FOUL	
2 LYON, KELBIE	SO HASTINGS	14.22m 46' 8"	14.22 (+0.0)	14.03 (+0.0)	FOUL	FOUL	FOUL	FOUL	
3 KELLY, RAVEN	SR ST. FRANCIS	14.13m 46' 4 <sup>1</sup> / <sub>2</sub>	13.55 (+0.0)	14.11 (+0.0)	13.67 (+0.0)	13.10 (+0.0)	13.51 (+0.0)	14.13 (+0.0)	
4 LIERMANN, SAMANTHA	SO CONCORDIA	14.12m 46' 4 <sup>1</sup> / <sub>4</sub>	13.66 (+0.0)	13.66 (+0.0)	13.71 (+0.0)	13.27 (+0.0)	13.60 (+0.0)	14.12 (+0.0)	
5 THOMPSON, TEEKA	SR HASTINGS	13.76m 45' 2"	13.76 (+0.0)	FOUL	FOUL	FOUL	13.51 (+0.0)	FOUL	
6 MACKEY, TE'REIA	JR INDIANA TE	13.33m 43' 9"	FOUL	12.62 (+0.0)	13.33 (+0.0)	12.55 (+0.0)	FOUL	FOUL	
7 WINDLE, ALYSSA	SR TABOR	13.32m 43' 8 <sup>3</sup> / <sub>4</sub>	FOUL	13.32 (+0.0)	FOUL				
8 SOAT, ERIN	SO CLARKE	13.08m 42' 11 <sup>1</sup> / <sub>4</sub>	12.57 (+0.0)	12.69 (+0.0)	13.08 (+0.0)				
9 MALLER, ELIZABETH	SO MILLIGAN	12.69m 41' 8"	FOUL	FOUL	12.69 (+0.0)				
10 RHEINGANS, KATELYNN	SO CLARKE	11.92m 39' 1 <sup>1</sup> / <sub>2</sub>	11.92 (+0.0)	10.41 (+0.0)	FOUL				

# NAIA INDOOR TRACK & FIELD CHAMPIONSHIPS

Johnson City, TN  
David E. Walker Track at Gentry Field  
Weather: Indoor meet  
Host: Milligan College  
3/2/2017 - 3/4/2017

## MEET OFFICIALS

**Meet Director:**  
Chris Layne  
**Meet Referee:**  
Lawhorn, Messenger, Thuber  
**Timing:**  
www.cfpitiming.com



**OFFICIAL MEET REPORT**  
printed: 3/4/2017 5:49 PM

# RESULTS

## #35 Women's Weight Throw

### Top 9 + ties to the finals

N	NAIA Championship	21.31m	Gabe Wickham	Hastings	2012	
A	American Indoor	25.56m	Brittany Riley	Southern Illinois	3/10/2007	Fayetteville, AR
C	Collegiate Indoor	25.56m	Brittany Riley	Southern Illinois	3/10/2007	Fayetteville, AR

### 3:00 PM (Day 2):

Pl	Name	Yr Team	Mark	Rnd 1	Rnd 2	Rnd 3	Rnd 4	Rnd 5	Rnd 6	F(Pl)	Pts
1	OLSEN, SARA	JR HASTINGS	19.21m 63' 0 <sup>1</sup> / <sub>2</sub>	18.56 (+0.0)	18.67 (+0.0)	19.05 (+0.0)	FOUL	19.21 (+0.0)	19.12 (+0.0)	1(1)	10
2	ROBB, KALI	SR CONCORDIA	18.47m 60' 7 <sup>1</sup> / <sub>2</sub>	17.85 (+0.0)	17.67 (+0.0)	18.10 (+0.0)	17.91 (+0.0)	18.47 (+0.0)	FOUL	2(1)	8
3	KELLY, RAVEN	SR ST. FRANCIS	18.27m 59' 11 <sup>1</sup> / <sub>2</sub>	17.25 (+0.0)	18.27 (+0.0)	17.64 (+0.0)	16.85 (+0.0)	18.19 (+0.0)	FOUL	3(1)	6
4	MUSIC, BRYANNA	JR OTTAWA	18.06m 59' 3 <sup>1</sup> / <sub>4</sub>	16.75 (+0.0)	16.90 (+0.0)	17.27 (+0.0)	17.17 (+0.0)	18.06 (+0.0)	17.88 (+0.0)	3(2)	5
5	MEYER, SYDNEY	SR CONCORDIA	17.77m 58' 4"	17.07 (+0.0)	17.07 (+0.0)	17.37 (+0.0)	17.30 (+0.0)	17.77 (+0.0)	17.52 (+0.0)	1(2)	4
6	LYON, KELBIE	SO HASTINGS	17.40m 57' 1 <sup>1</sup> / <sub>4</sub>	16.61 (+0.0)	16.66 (+0.0)	17.40 (+0.0)	FOUL	FOUL	17.35 (+0.0)	3(3)	3
7	THOMPSON, TEEKA	SR HASTINGS	17.18m 56' 4 <sup>3</sup> / <sub>4</sub>	17.18 (+0.0)	FOUL	16.82 (+0.0)	17.15 (+0.0)	FOUL	16.82 (+0.0)	2(2)	2
8	RAMAEKERS, NICOLE	JR HASTINGS	17.14m 56' 3"	16.37 (+0.0)	17.14 (+0.0)	16.86 (+0.0)	16.89 (+0.0)	16.58 (+0.0)	FOUL	3(4)	1
9	DAVIS, KYLIE	SO OLIVET NAZ	17.01m 55' 10"	16.54 (+0.0)	16.90 (+0.0)	17.01 (+0.0)	16.69 (+0.0)	FOUL	16.52 (+0.0)	3(5)	
10	SCHUMAKER, JENNA	SO DAVENPORT	17.00m 55' 9 <sup>1</sup> / <sub>2</sub>	15.80 (+0.0)	15.48 (+0.0)	17.00 (+0.0)				3(6)	
11	VANNATTA, CARLIE	JR OLIVET NAZ	16.90m 55' 5 <sup>1</sup> / <sub>2</sub>	16.90 (+0.0)	15.24 (+0.0)	FOUL				2(3)	
12	WHITE, DYMOND	JR BACONE	16.53m 54' 3"	FOUL	FOUL	16.53 (+0.0)				3(7)	
13	KOPP, PRESTON	SR CLARKE	16.32m 53' 6 <sup>3</sup> / <sub>4</sub>	15.49 (+0.0)	16.32 (+0.0)	16.01 (+0.0)				2(4)	
14	PERRIGO, LYDIA	SO VANGUARD	15.83m 51' 11 <sup>1</sup> / <sub>2</sub>	15.83 (+0.0)	15.26 (+0.0)	15.17 (+0.0)				1(3)	
15	SCRIVNER, MADELYN	JR WILLIAM WO	15.81m 51' 10 <sup>3</sup> / <sub>4</sub>	14.54 (+0.0)	15.81 (+0.0)	FOUL				1(4)	
15	REILLY, SAMANTHA	JR VITERBO	15.81m 51' 10 <sup>3</sup> / <sub>4</sub>	14.92 (+0.0)	15.81 (+0.0)	15.42 (+0.0)				2(5)	
17	JOHNSON, DANIELLE	JR BETHANY (K	15.77m 51' 9 <sup>1</sup> / <sub>4</sub>	14.74 (+0.0)	FOUL	15.77 (+0.0)				1(5)	
18	WELLS, TAYLOR	SR GRAND VIE	15.70m 51' 6 <sup>1</sup> / <sub>2</sub>	15.70 (+0.0)	15.26 (+0.0)	15.37 (+0.0)				2(6)	
19	HOLYFIELD, GABBY	JR CORNERST	15.68m 51' 5 <sup>1</sup> / <sub>2</sub>	15.68 (+0.0)	14.95 (+0.0)	14.77 (+0.0)				1(6)	
20	HOUSTON, MIKAYLA	SO CLARKE	15.66m 51' 4 <sup>3</sup> / <sub>4</sub>	FOUL	15.66 (+0.0)	FOUL				1(7)	
21	MACKEY, TE'REIA	JR INDIANA TE	15.65m 51' 4 <sup>1</sup> / <sub>2</sub>	15.54 (+0.0)	15.65 (+0.0)	FOUL				2(7)	
22	O'NEILL, ASHLEY	SR SIENA HEIG	15.18m 49' 10"	14.77 (+0.0)	FOUL	15.18 (+0.0)				3(8)	
23	DAVIS, LAVON	FR GRAND VIE	15.09m 49' 6 <sup>1</sup> / <sub>4</sub>	FOUL	14.97 (+0.0)	15.09 (+0.0)				2(8)	
24	HERNANDEZ, CLARISSA	SR LEWIS-CLAR	14.63m 48' 0 <sup>1</sup> / <sub>4</sub>	FOUL	14.07 (+0.0)	14.63 (+0.0)				3(9)	
25	JAMES, MARISSA	JR DAVENPORT	14.60m 47' 11"	12.68 (+0.0)	13.19 (+0.0)	14.60 (+0.0)				1(8)	
26	HAAK, PAULINA	SO JAMESTOW	14.47m 47' 6"	FOUL	14.47 (+0.0)	14.34 (+0.0)				1(9)	
	SVOBODA, KATRICIA	SR CONCORDIA	FOUL	FOUL	FOUL	FOUL				2	

## FLIGHT RESULTS

Pl	Name	Yr Team	Mark	Rnd 1	Rnd 2	Rnd 3	Rnd 4	Rnd 5	Rnd 6	
<b>Flight 1 of 3</b>										
1	OLSEN, SARA	JR HASTINGS	19.21m 63' 0 <sup>1</sup> / <sub>2</sub>	18.56 (+0.0)	18.67 (+0.0)	19.05 (+0.0)	FOUL	19.21 (+0.0)	19.12 (+0.0)	
2	MEYER, SYDNEY	SR CONCORDIA	17.77m 58' 4"	17.07 (+0.0)	17.07 (+0.0)	17.37 (+0.0)	17.30 (+0.0)	17.77 (+0.0)	17.52 (+0.0)	
3	PERRIGO, LYDIA	SO VANGUARD	15.83m 51' 11 <sup>1</sup> / <sub>2</sub>	15.83 (+0.0)	15.26 (+0.0)	15.17 (+0.0)				
4	SCRIVNER, MADELYN	JR WILLIAM WO	15.81m 51' 10 <sup>3</sup> / <sub>4</sub>	14.54 (+0.0)	15.81 (+0.0)	FOUL				
5	JOHNSON, DANIELLE	JR BETHANY (K	15.77m 51' 9 <sup>1</sup> / <sub>4</sub>	14.74 (+0.0)	FOUL	15.77 (+0.0)				
6	HOLYFIELD, GABBY	JR CORNERST	15.68m 51' 5 <sup>1</sup> / <sub>2</sub>	15.68 (+0.0)	14.95 (+0.0)	14.77 (+0.0)				
7	HOUSTON, MIKAYLA	SO CLARKE	15.66m 51' 4 <sup>3</sup> / <sub>4</sub>	FOUL	15.66 (+0.0)	FOUL				
8	JAMES, MARISSA	JR DAVENPORT	14.60m 47' 11"	12.68 (+0.0)	13.19 (+0.0)	14.60 (+0.0)				
9	HAAK, PAULINA	SO JAMESTOW	14.47m 47' 6"	FOUL	14.47 (+0.0)	14.34 (+0.0)				
<b>Flight 2 of 3</b>										

# NAIA INDOOR TRACK & FIELD CHAMPIONSHIPS

Johnson City, TN  
David E. Walker Track at Gentry Field  
Weather: Indoor meet  
Host: Milligan College  
3/2/2017 - 3/4/2017

## MEET OFFICIALS

**Meet Director:**  
Chris Layne  
**Meet Referee:**  
Lawhorn, Messenger, Thuber  
**Timing:**  
www.cfpitiming.com



**OFFICIAL MEET REPORT**  
printed: 3/4/2017 5:49 PM

# RESULTS

## #35 Women's Weight Throw (cont'd)

Pl	Name	Yr Team	Mark	Rnd 1	Rnd 2	Rnd 3	Rnd 4	Rnd 5	Rnd 6
1	ROBB, KALI	SR CONCORDIA	18.47m 60' 7 <sup>1</sup> / <sub>2</sub>	17.85 (+0.0)	17.67 (+0.0)	18.10 (+0.0)	17.91 (+0.0)	18.47 (+0.0)	FOUL
2	THOMPSON, TEEKA	SR HASTINGS	17.18m 56' 4 <sup>3</sup> / <sub>4</sub>	17.18 (+0.0)	FOUL	16.82 (+0.0)	17.15 (+0.0)	FOUL	16.82 (+0.0)
3	VANNATTA, CARLIE	JR OLIVET NAZ	16.90m 55' 5 <sup>1</sup> / <sub>2</sub>	16.90 (+0.0)	15.24 (+0.0)	FOUL			
4	KOPP, PRESTON	SR CLARKE	16.32m 53' 6 <sup>3</sup> / <sub>4</sub>	15.49 (+0.0)	16.32 (+0.0)	16.01 (+0.0)			
5	REILLY, SAMANTHA	JR VITERBO	15.81m 51' 10 <sup>3</sup> / <sub>4</sub>	14.92 (+0.0)	15.81 (+0.0)	15.42 (+0.0)			
6	WELLS, TAYLOR	SR GRAND VIE	15.70m 51' 6 <sup>1</sup> / <sub>2</sub>	15.70 (+0.0)	15.26 (+0.0)	15.37 (+0.0)			
7	MACKEY, TE'REIA	JR INDIANA TE	15.65m 51' 4 <sup>1</sup> / <sub>2</sub>	15.54 (+0.0)	15.65 (+0.0)	FOUL			
8	DAVIS, LAVON	FR GRAND VIE	15.09m 49' 6 <sup>1</sup> / <sub>4</sub>	FOUL	14.97 (+0.0)	15.09 (+0.0)			
	SVOBODA, KATRICIA	SR CONCORDIA	FOUL	FOUL	FOUL	FOUL			
<b>Flight 3 of 3</b>									
1	KELLY, RAVEN	SR ST. FRANCIS	18.27m 59' 11 <sup>1</sup> / <sub>2</sub>	17.25 (+0.0)	18.27 (+0.0)	17.64 (+0.0)	16.85 (+0.0)	18.19 (+0.0)	FOUL
2	MUSIC, BRYANNA	JR OTTAWA	18.06m 59' 3 <sup>1</sup> / <sub>4</sub>	16.75 (+0.0)	16.90 (+0.0)	17.27 (+0.0)	17.17 (+0.0)	18.06 (+0.0)	17.88 (+0.0)
3	LYON, KELBIE	SO HASTINGS	17.40m 57' 1 <sup>1</sup> / <sub>4</sub>	16.61 (+0.0)	16.66 (+0.0)	17.40 (+0.0)	FOUL	FOUL	17.35 (+0.0)
4	RAMAEKERS, NICOLE	JR HASTINGS	17.14m 56' 3"	16.37 (+0.0)	17.14 (+0.0)	16.86 (+0.0)	16.89 (+0.0)	16.58 (+0.0)	FOUL
5	DAVIS, KYLIE	SO OLIVET NAZ	17.01m 55' 10"	16.54 (+0.0)	16.90 (+0.0)	17.01 (+0.0)	16.69 (+0.0)	FOUL	16.52 (+0.0)
6	SCHUMAKER, JENNA	SO DAVENPORT	17.00m 55' 9 <sup>1</sup> / <sub>2</sub>	15.80 (+0.0)	15.48 (+0.0)	17.00 (+0.0)			
7	WHITE, DYMOND	JR BACONE	16.53m 54' 3"	FOUL	FOUL	16.53 (+0.0)			
8	O'NEILL, ASHLEY	SR SIENA HEIG	15.18m 49' 10"	14.77 (+0.0)	FOUL	15.18 (+0.0)			
9	HERNANDEZ, CLARISSA	SR LEWIS-CLAR	14.63m 48' 0 <sup>1</sup> / <sub>4</sub>	FOUL	14.07 (+0.0)	14.63 (+0.0)			

## #37 Women's Indoor Pentathlon

Pl	Name	Points	60H	High Jump	Shot Put	Long Jump	800
1	BAKER, CHELSEA	3698	8.76	1.73m	10.09m	5.52m	2:37.22
	FRIENDS			5' 8"	33' 1 <sup>1</sup> / <sub>2</sub>	18' 1 <sup>1</sup> / <sub>2</sub>	
	Team Points: 10		961	891	535	706	605
2	COLLIER, BECKY	3516	9.45	1.64m	9.80m	5.37m	2:26.57
	WESTMONT			5' 4 <sup>1</sup> / <sub>2</sub>	32' 2"	17' 7 <sup>1</sup> / <sub>2</sub>	
	Team Points: 8		818	783	516	663	736
3	SCHMIDT, CRYSTA	3413	9.98	1.70m	12.05m	4.99m	2:35.85
	CARROLL			5' 7"	39' 6 <sup>3</sup> / <sub>4</sub>	16' 4 <sup>1</sup> / <sub>2</sub>	
	Team Points: 6		716	855	664	557	621
4	CORREIA, LEOND	3360	8.99	1.55m	8.34m	5.59m	2:35.75
	INDIANA TECH			5' 1"	27' 4 <sup>1</sup> / <sub>2</sub>	18' 4 <sup>1</sup> / <sub>4</sub>	
	Team Points: 5		912	678	421	726	623
5	HOUSTON, ANNA	3273	9.35	1.55m	10.65m	4.99m	2:35.32
	WILLIAM WOODS			5' 1"	34' 11 <sup>1</sup> / <sub>2</sub>	16' 4 <sup>1</sup> / <sub>2</sub>	
	Team Points: 4		838	678	572	557	628
6	GOKIE, KYLIE	3223	9.70	1.49m	11.01m	5.07m	2:31.87
	DOANE			4' 10 <sup>1</sup> / <sub>2</sub>	36' 1 <sup>3</sup> / <sub>4</sub>	16' 7 <sup>3</sup> / <sub>4</sub>	
	Team Points: 3		769	610	596	578	670
7	ARELLANO, KAIAN	3188	9.40	1.58m	8.54m	4.84m	2:29.59
	JAMESTOWN			5' 2 <sup>1</sup> / <sub>4</sub>	28' 0 <sup>1</sup> / <sub>2</sub>	15' 10 <sup>1</sup> / <sub>2</sub>	
	Team Points: 2		828	712	434	516	698
8	HARRIS, DACIA	3149	9.07	1.55m	7.68m	4.95m	2:33.54
	MIDAMERICA NAZ			5' 1"	25' 2 <sup>3</sup> / <sub>4</sub>	16' 3"	
	Team Points: 1		897	678	379	546	649




# NAIA INDOOR TRACK & FIELD CHAMPIONSHIPS

Johnson City, TN  
David E. Walker Track at Gentry Field  
Weather: Indoor meet  
Host: Milligan College  
3/2/2017 - 3/4/2017

## MEET OFFICIALS

**Meet Director:**  
Chris Layne  
**Meet Referee:**  
Lawhorn, Messenger, Thuber  
**Timing:**  
www.cfpitiming.com



**OFFICIAL MEET REPORT**  
printed: 3/4/2017 5:49 PM

# RESULTS

## #37 Women's Indoor Pentathlon (cont'd)

Pl	Name	Points	60H	High Jump	Shot Put	Long Jump	800
9	PHILLIPS, ABIGAIL TAYLOR	3148	9.51	1.52m 4' 11 <sup>3</sup> / <sub>4</sub>	8.33m 27' 4 <sup>1</sup> / <sub>4</sub>	5.08m 16' 8"	2:29.73
			806	644	421	581	696
10	DOLL, LAUREN FRIENDS	3134	9.38	1.49m 4' 10 <sup>1</sup> / <sub>2</sub>	9.05m 29' 8 <sup>1</sup> / <sub>2</sub>	5.18m 17' 0"	2:36.27
			832	610	467	609	616
11	LACOCK, BETHAN CARROLL	3131	9.64	1.49m 4' 10 <sup>1</sup> / <sub>2</sub>	9.44m 31' 0"	5.02m 16' 5 <sup>3</sup> / <sub>4</sub>	2:30.85
			781	610	493	565	682
11	BANKS, LEAH LOYOLA-NEW ORL	3131	9.38	1.43m 4' 8 <sup>1</sup> / <sub>4</sub>	9.04m 29' 8 <sup>1</sup> / <sub>4</sub>	5.40m 17' 8 <sup>3</sup> / <sub>4</sub>	2:36.25
			832	544	467	671	617
13	FAIMON, APRIL HASTINGS	3040	9.85	1.46m 4' 9 <sup>1</sup> / <sub>2</sub>	10.89m 35' 9"	4.91m 16' 1 <sup>1</sup> / <sub>2</sub>	2:37.68
			740	577	588	535	600
14	MORRISON, SAMA DAVENPORT	3008	9.17	1.58m 5' 2 <sup>1</sup> / <sub>4</sub>	9.32m 30' 7 <sup>1</sup> / <sub>4</sub>	4.77m 15' 7 <sup>3</sup> / <sub>4</sub>	2:52.47
			875	712	485	498	438
15	THOMSEN, MAITLY DOANE	2923	9.92	1.52m 4' 11 <sup>3</sup> / <sub>4</sub>	9.27m 30' 5 <sup>1</sup> / <sub>4</sub>	4.34m 14' 3"	2:30.90
			727	644	482	388	682
16	STOPPA, BRIANNA WESTMONT	2908	9.83	1.40m 4' 7"	9.16m 30' 1"	4.91m 16' 1 <sup>1</sup> / <sub>2</sub>	2:34.15
			744	512	475	535	642

## #37-1 Women's Indoor Pentathlon 60m Hurdles

N	NAIA Championship	8.31	Akela Jones	Oklahoma Baptist		
W	World Indoor	7.68	Susanna Kallur	SWE	2/10/2008	Karlsruhe,
A	American Indoor	7.72	Lolo Jones	Asics	3/13/2010	Doha, Qatar
C	Collegiate Indoor	7.78	Brianna Rollins	Clemson	1/12/2013	Clemson, SC

### 1:00 PM (Day 1):


Pl	Name	Yr	Team	Time	H(Pl)	Pts
	BAKER, CHELSEA	JR	FRIENDS	8.76	5(1)	961
	CORREIA, LEONDRA	FR	INDIANA TECH	8.99	5(2)	912
	HARRIS, DACIA	FR	MIDAMERICA NAZA	9.07	4(1)	897
	MORRISON, SAMANTHA	FR	DAVENPORT	9.17	5(3)	875
	HOUSTON, ANNA	SO	WILLIAM WOODS	9.35	1(1)	838
	DOLL, LAUREN	FR	FRIENDS	9.38	1(2)	832
	BANKS, LEAH	SO	LOYOLA-NEW ORL	9.38	6(1)	832
	ARELLANO, KAIANN	JR	JAMESTOWN	9.40	3(1)	828
	COLLIER, BECKY	SR	WESTMONT	9.45	2(1)	818
	PHILLIPS, ABIGAIL	SR	TAYLOR	9.51	3(2)	806
	LACOCK, BETHANY	JR	CARROLL	9.64	4(2)	781
	GOKIE, KYLIE	SR	DOANE	9.70	2(2)	769
	STOPPA, BRIANNA	SO	WESTMONT	9.83	1(3)	744
	FAIMON, APRIL	SR	HASTINGS	9.85	6(2)	740

**NAIA INDOOR TRACK & FIELD CHAMPIONSHIPS**

Johnson City, TN  
 David E. Walker Track at Gentry Field  
 Weather: Indoor meet  
 Host: Milligan College  
 3/2/2017 - 3/4/2017

**MEET OFFICIALS**

**Meet Director:**  
 Chris Layne  
**Meet Referee:**  
 Lawhorn, Messenger, Thuber  
**Timing:**  
 www.cfpitiming.com



**OFFICIAL MEET REPORT**  
 printed: 3/4/2017 5:49 PM

**RESULTS****#37-1 Women's Indoor Pentathlon 60m Hurdles (cont'd)**

1:00 PM (Day 1):

Pl	Name	Yr	Team	Time	H(Pl)	Pts
	THOMSEN, MAITLYN	SO	DOANE	9.92	2(3)	727
	SCHMIDT, CRYSTAL	SR	CARROLL	9.98	4(3)	716

**SECTION RESULTS**

Pl	Name	Yr	Team	Time	Pts
<b>Section 1 of 6</b>					
1	HOUSTON, ANNA	SO	WILLIAM WOODS	9.35	838
2	DOLL, LAUREN	FR	FRIENDS	9.38	832
3	STOPPA, BRIANNA	SO	WESTMONT	9.83	744
<b>Section 2 of 6</b>					
1	COLLIER, BECKY	SR	WESTMONT	9.45	818
2	GOKIE, KYLIE	SR	DOANE	9.70	769
3	THOMSEN, MAITLYN	SO	DOANE	9.92	727
<b>Section 3 of 6</b>					
1	ARELLANO, KAIANN	JR	JAMESTOWN	9.40	828
2	PHILLIPS, ABIGAIL	SR	TAYLOR	9.51	806
<b>Section 4 of 6</b>					
1	HARRIS, DACIA	FR	MIDAMERICA NAZA	9.07	897
2	LACOCK, BETHANY	JR	CARROLL	9.64	781
3	SCHMIDT, CRYSTAL	SR	CARROLL	9.98	716
<b>Section 5 of 6</b>					
1	BAKER, CHELSEA	JR	FRIENDS	8.76	961
2	CORREIA, LEONDRA	FR	INDIANA TECH	8.99	912
3	MORRISON, SAMANTHA	FR	DAVENPORT	9.17	875
<b>Section 6 of 6</b>					
1	BANKS, LEAH	SO	LOYOLA-NEW ORL	9.38	832
2	FAIMON, APRIL	SR	HASTINGS	9.85	740

**Women's Indoor Pentathlon After 1 Events**

Pl	Athlete	Yr	Team	Points
1	BAKER, CHELSEA	JR	FRIENDS	961
2	CORREIA, LEOND	FR	INDIANA TECH	912
3	HARRIS, DACIA	FR	MIDAMERICA NAZA	897
4	MORRISON, SAMA	FR	DAVENPORT	875
5	HOUSTON, ANNA	SO	WILLIAM WOODS	838
6	DOLL, LAUREN	FR	FRIENDS	832
6	BANKS, LEAH	SO	LOYOLA-NEW ORL	832
8	ARELLANO, KAIAN	JR	JAMESTOWN	828
9	COLLIER, BECKY	SR	WESTMONT	818
10	PHILLIPS, ABIGAIL	SR	TAYLOR	806
11	LACOCK, BETHAN	JR	CARROLL	781
12	GOKIE, KYLIE	SR	DOANE	769
13	STOPPA, BRIANNA	SO	WESTMONT	744
14	FAIMON, APRIL	SR	HASTINGS	740
15	THOMSEN, MAITLY	SO	DOANE	727
16	SCHMIDT, CRYSTA	SR	CARROLL	716




# NAIA INDOOR TRACK & FIELD CHAMPIONSHIPS

Johnson City, TN  
David E. Walker Track at Gentry Field  
Weather: Indoor meet  
Host: Milligan College  
3/2/2017 - 3/4/2017

## MEET OFFICIALS

**Meet Director:**  
Chris Layne  
**Meet Referee:**  
Lawhorn, Messenger, Thuber  
**Timing:**  
www.cfpitiming.com



**OFFICIAL MEET REPORT**  
printed: 3/4/2017 5:49 PM

# RESULTS

## #37-2 Women's Indoor Pentathlon High Jump

N	NAIA Championship	1.83m	Latrese Johnson	Azusa Pacific	1990	
W	World Indoor	2.08m	Kajsa Bergqvist	SWE	2/4/2006	Arnstadt,
A	American Indoor	2.02m	Chaunté Lowe	Nike	2/26/2012	Albuquerque, NM
C	Collegiate Indoor	1.98m	Destinee Hooker	Texas	3/19/2009	College Station,
C	Collegiate Indoor	1.98m	Akela Jones	Kansas State	3/11/2016	Birmingham, AL

1:00 PM (Day 1):

Pl	Name	Yr	Team	Mark	1.49	1.52	1.55	1.58	1.61	1.64	1.67	1.70	1.73	1.76	Pts
	BAKER, CHELSEA	JR	FRIENDS	1.73m 5' 8"	PPP	PPP	PPP	PPP	O	O	O	XO	XO	XXX	891
	SCHMIDT, CRYSTAL	SR	CARROLL	1.70m 5' 7"	PPP	PPP	O	O	O	O	XO	XO	XXX		855
	COLLIER, BECKY	SR	WESTMONT	1.64m 5' 4 1/2"	PPP	PPP	PPP	O	O	XXO	XXX				783
	MORRISON, SAMANTHA	FR	DAVENPORT	1.58m 5' 2 1/4"	XPP	O	XO	XO	XXX						712
	ARELLANO, KAIANN	JR	JAMESTOW	1.58m 5' 2 1/4"	PPP	O	PPP	O	XXX						712
	HOUSTON, ANNA	SO	WILLIAM WO	1.55m 5' 1"	XO	O	XXO	XXX							678
	CORREIA, LEONDRA	FR	INDIANA TE	1.55m 5' 1"	O	O	XO	XXX							678
	HARRIS, DACIA	FR	MIDAMERIC	1.55m 5' 1"	XO	O	O	XXX							678
	PHILLIPS, ABIGAIL	SR	TAYLOR	1.52m 4' 11 3/4"	O	XO	XXX								644
	THOMSEN, MAITLYN	SO	DOANE	1.52m 4' 11 3/4"	XO	XXO	XXX								644
	LACOCK, BETHANY	JR	CARROLL	1.49m 4' 10 1/2"	XO	XXX									610
	GOKIE, KYLIE	SR	DOANE	1.49m 4' 10 1/2"	XXO	XXX									610
	DOLL, LAUREN	FR	FRIENDS	1.49m 4' 10 1/2"	XO	XXX									610

Pl	Name	Yr	Team	Mark	1.34	1.37	1.40	1.43	1.46	Pts
	BAKER, CHELSEA	JR	FRIENDS	(cont'd)	PPP	PPP	PPP	PPP	PPP	891
	SCHMIDT, CRYSTAL	SR	CARROLL	(cont'd)	PPP	PPP	PPP	PPP	PPP	855
	COLLIER, BECKY	SR	WESTMONT	(cont'd)	PPP	PPP	PPP	PPP	PPP	783
	MORRISON, SAMANTHA	FR	DAVENPORT	(cont'd)	PPP	PPP	XO	PPP	O	712
	ARELLANO, KAIANN	JR	JAMESTOW	(cont'd)	PPP	PPP	PPP	PPP	PPP	712
	HOUSTON, ANNA	SO	WILLIAM WO	(cont'd)	PPP	PPP	PPP	PPP	O	678
	CORREIA, LEONDRA	FR	INDIANA TE	(cont'd)	PPP	PPP	PPP	PPP	O	678
	HARRIS, DACIA	FR	MIDAMERIC	(cont'd)	PPP	PPP	PPP	PPP	O	678
	THOMSEN, MAITLYN	SO	DOANE	(cont'd)	PPP	O	O	O	O	644
	LACOCK, BETHANY	JR	CARROLL	(cont'd)	PPP	PPP	PPP	PPP	O	610
	GOKIE, KYLIE	SR	DOANE	(cont'd)	PPP	O	XO	O	XO	610
	FAIMON, APRIL	SR	HASTINGS	1.46m 4' 9 1/2"	PPP	O	XO	O	XXO	577
	BANKS, LEAH	SO	LOYOLA-NE	1.43m 4' 8 1/4"	O	O	XO	XO	XXX	544
	STOPPA, BRIANNA	SO	WESTMONT	1.40m 4' 7"	O	XO	XO	XXX		512

## Women's Indoor Pentathlon After 2 Events


Pl	Athlete	Yr	Team	Points
1	BAKER, CHELSEA	JR	FRIENDS	1852
2	COLLIER, BECKY	SR	WESTMONT	1601
3	CORREIA, LEOND	FR	INDIANA TECH	1590
4	MORRISON, SAMA	FR	DAVENPORT	1587
5	HARRIS, DACIA	FR	MIDAMERICA NAZA	1575
6	SCHMIDT, CRYSTA	SR	CARROLL	1571
7	ARELLANO, KAIAN	JR	JAMESTOWN	1540
8	HOUSTON, ANNA	SO	WILLIAM WOODS	1516

# NAIA INDOOR TRACK & FIELD CHAMPIONSHIPS

Johnson City, TN  
David E. Walker Track at Gentry Field  
Weather: Indoor meet  
Host: Milligan College  
3/2/2017 - 3/4/2017

## MEET OFFICIALS

**Meet Director:**  
Chris Layne  
**Meet Referee:**  
Lawhorn, Messenger, Thuber  
**Timing:**  
www.cfpitiming.com



**OFFICIAL MEET REPORT**  
printed: 3/4/2017 5:49 PM

# RESULTS

## Women's Indoor Pentathlon After 2 Events (cont'd)

Pl	Athlete	Yr	Team	Points
9	PHILLIPS, ABIGAIL	SR	TAYLOR	1450
10	DOLL, LAUREN	FR	FRIENDS	1442
11	LACOCK, BETHAN	JR	CARROLL	1391
12	GOKIE, KYLIE	SR	DOANE	1379
13	BANKS, LEAH	SO	LOYOLA-NEW ORL	1376
14	THOMSEN, MAITLY	SO	DOANE	1371
15	FAIMON, APRIL	SR	HASTINGS	1317
16	STOPPA, BRIANNA	SO	WESTMONT	1256

## #37-3 Women's Indoor Pentathlon Shot Put

Pl	Event	Distance	Athlete	Team	Date	Location
N	NAIA Championship	18.03m	Vivian Chukwuemeka	Azusa Pacific	2003	Johnson City, TN
W	World Indoor	22.50m	Helena Fibingerova	TCH	2/19/1977	Jablonec, TCH
A	American Indoor	20.21m	Michelle Carter	Nike	3/19/2016	Portland, OR
C	Collegiate Indoor	19.23m	Raven Saunders	Ole Miss	2/13/2016	Ames, IA

### 1:00 PM (Day 1):

Pl	Name	Yr	Team	Mark	Rnd 1	Rnd 2	Rnd 3	Rnd 4	Rnd 5	Rnd 6	Pts
	SCHMIDT, CRYSTAL	SR	CARROLL	12.05m 39' 6 <sup>3</sup> / <sub>4</sub>	11.40 (+0.0)	FOUL	12.05 (+0.0)				664
	GOKIE, KYLIE	SR	DOANE	11.01m 36' 1 <sup>3</sup> / <sub>4</sub>	11.01 (+0.0)	10.31 (+0.0)	FOUL				596
	FAIMON, APRIL	SR	HASTINGS	10.89m 35' 9"	10.43 (+0.0)	10.89 (+0.0)	FOUL				588
	HOUSTON, ANNA	SO	WILLIAM WO	10.65m 34' 11 <sup>1</sup> / <sub>2</sub>	10.13 (+0.0)	10.65 (+0.0)	FOUL				572
	BAKER, CHELSEA	JR	FRIENDS	10.09m 33' 1 <sup>1</sup> / <sub>2</sub>	9.46 (+0.0)	10.07 (+0.0)	10.09 (+0.0)				535
	COLLIER, BECKY	SR	WESTMONT	9.80m 32' 2"	9.33 (+0.0)	9.78 (+0.0)	9.80 (+0.0)				516
	LACOCK, BETHANY	JR	CARROLL	9.44m 31' 0"	7.88 (+0.0)	9.44 (+0.0)	9.32 (+0.0)				493
	MORRISON, SAMANTHA	FR	DAVENPORT	9.32m 30' 7 <sup>1</sup> / <sub>4</sub>	8.40 (+0.0)	9.32 (+0.0)	8.41 (+0.0)				485
	THOMSEN, MAITLYN	SO	DOANE	9.27m 30' 5 <sup>1</sup> / <sub>4</sub>	9.14 (+0.0)	9.27 (+0.0)	FOUL				482
	STOPPA, BRIANNA	SO	WESTMONT	9.16m 30' 1"	9.07 (+0.0)	9.16 (+0.0)	8.42 (+0.0)				475
	DOLL, LAUREN	FR	FRIENDS	9.05m 29' 8 <sup>1</sup> / <sub>2</sub>	8.38 (+0.0)	8.51 (+0.0)	9.05 (+0.0)				467
	BANKS, LEAH	SO	LOYOLA-NE	9.04m 29' 8 <sup>1</sup> / <sub>4</sub>	8.32 (+0.0)	9.04 (+0.0)	FOUL				467
	ARELLANO, KAIANN	JR	JAMESTOW	8.54m 28' 0 <sup>1</sup> / <sub>2</sub>	7.96 (+0.0)	7.94 (+0.0)	8.54 (+0.0)				434
	CORREIA, LEONDR	FR	INDIANA TE	8.34m 27' 4 <sup>1</sup> / <sub>2</sub>	7.79 (+0.0)	7.42 (+0.0)	8.34 (+0.0)				421
	PHILLIPS, ABIGAIL	SR	TAYLOR	8.33m 27' 4 <sup>1</sup> / <sub>4</sub>	7.66 (+0.0)	8.33 (+0.0)	8.21 (+0.0)				421
	HARRIS, DACIA	FR	MIDAMERIC	7.68m 25' 2 <sup>3</sup> / <sub>4</sub>	FOUL	7.42 (+0.0)	7.68 (+0.0)				379

## Women's Indoor Pentathlon After 3 Events

Pl	Athlete	Yr	Team	Points
1	BAKER, CHELSEA	JR	FRIENDS	2387
2	SCHMIDT, CRYSTA	SR	CARROLL	2235
3	COLLIER, BECKY	SR	WESTMONT	2117
4	HOUSTON, ANNA	SO	WILLIAM WOODS	2088
5	MORRISON, SAMA	FR	DAVENPORT	2072
6	CORREIA, LEOND	FR	INDIANA TECH	2011
7	GOKIE, KYLIE	SR	DOANE	1975
8	ARELLANO, KAIAN	JR	JAMESTOWN	1974
9	HARRIS, DACIA	FR	MIDAMERICA NAZA	1954
10	DOLL, LAUREN	FR	FRIENDS	1909
11	FAIMON, APRIL	SR	HASTINGS	1905

# NAIA INDOOR TRACK & FIELD CHAMPIONSHIPS

Johnson City, TN  
David E. Walker Track at Gentry Field  
Weather: Indoor meet  
Host: Milligan College  
3/2/2017 - 3/4/2017

## MEET OFFICIALS

**Meet Director:**  
Chris Layne  
**Meet Referee:**  
Lawhorn, Messenger, Thuber  
**Timing:**  
www.cfpitiming.com



**OFFICIAL MEET REPORT**  
printed: 3/4/2017 5:49 PM

# RESULTS

## Women's Indoor Pentathlon After 3 Events (cont'd)

Pl	Athlete	Yr	Team	Points
12	LACOCK, BETHAN	JR	CARROLL	1884
13	PHILLIPS, ABIGAIL	SR	TAYLOR	1871
14	THOMSEN, MAITLY	SO	DOANE	1853
15	BANKS, LEAH	SO	LOYOLA-NEW ORL	1843
16	STOPPA, BRIANNA	SO	WESTMONT	1731

## #37-4 Women's Indoor Pentathlon Long Jump

N	NAIA Championship	6.50m	Carolyn Sterling	Central State (OH)	1992	
W	World Indoor	7.37m	Heike Drechsler	GDR	2/13/1988	Vienna, Austria
A	American Indoor	7.23m	Brittney Reese	Nike	3/11/2012	Istanbul, Turkey
C	Collegiate Indoor	6.91m	Goulbourne/ Gipson	Auburn/ T.C.U.	2/23/2002	Fayetteville, AR

### 1:00 PM (Day 1):

Pl	Name	Yr	Team	Mark	Rnd 1	Rnd 2	Rnd 3	Rnd 4	Rnd 5	Rnd 6	Pts
	CORREIA, LEONDR	FR	INDIANA TE	5.59m 18' 4 1/4	5.59 (+0.0)	FOUL	5.23 (+0.0)				726
	BAKER, CHELSEA	JR	FRIENDS	5.52m 18' 1 1/2	5.19 (+0.0)	5.40 (+0.0)	5.52 (+0.0)				706
	BANKS, LEAH	SO	LOYOLA-NE	5.40m 17' 8 3/4	FOUL	FOUL	5.40 (+0.0)				671
	COLLIER, BECKY	SR	WESTMONT	5.37m 17' 7 1/2	5.22 (+0.0)	5.18 (+0.0)	5.37 (+0.0)				663
	DOLL, LAUREN	FR	FRIENDS	5.18m 17' 0"	4.86 (+0.0)	5.18 (+0.0)	FOUL				609
	PHILLIPS, ABIGAIL	SR	TAYLOR	5.08m 16' 8"	4.94 (+0.0)	5.01 (+0.0)	5.08 (+0.0)				581
	GOKIE, KYLIE	SR	DOANE	5.07m 16' 7 3/4	4.78 (+0.0)	5.07 (+0.0)	4.99 (+0.0)				578
	LACOCK, BETHANY	JR	CARROLL	5.02m 16' 5 3/4	4.72 (+0.0)	5.02 (+0.0)	5.00 (+0.0)				565
	SCHMIDT, CRYSTAL	SR	CARROLL	4.99m 16' 4 1/2	4.98 (+0.0)	4.99 (+0.0)	4.92 (+0.0)				557
	HOUSTON, ANNA	SO	WILLIAM WO	4.99m 16' 4 1/2	4.62 (+0.0)	4.88 (+0.0)	4.99 (+0.0)				557
	HARRIS, DACIA	FR	MIDAMERIC	4.95m 16' 3"	4.95 (+0.0)	4.78 (+0.0)	4.83 (+0.0)				546
	STOPPA, BRIANNA	SO	WESTMONT	4.91m 16' 1 1/2	4.69 (+0.0)	FOUL	4.91 (+0.0)				535
	FAIMON, APRIL	SR	HASTINGS	4.91m 16' 1 1/2	FOUL	FOUL	4.91 (+0.0)				535
	ARELLANO, KAIANN	JR	JAMESTOW	4.84m 15' 10 1/2	4.84 (+0.0)	FOUL	4.49 (+0.0)				516
	MORRISON, SAMANTHA	FR	DAVENPORT	4.77m 15' 7 3/4	4.74 (+0.0)	4.77 (+0.0)	4.52 (+0.0)				498
	THOMSEN, MAITLYN	SO	DOANE	4.34m 14' 3"	FOUL	FOUL	4.34 (+0.0)				388

## Women's Indoor Pentathlon After 4 Events

Pl	Athlete	Yr	Team	Points
1	BAKER, CHELSEA	JR	FRIENDS	3093
2	SCHMIDT, CRYSTA	SR	CARROLL	2792
3	COLLIER, BECKY	SR	WESTMONT	2780
4	CORREIA, LEOND	FR	INDIANA TECH	2737
5	HOUSTON, ANNA	SO	WILLIAM WOODS	2645
6	MORRISON, SAMA	FR	DAVENPORT	2570
7	GOKIE, KYLIE	SR	DOANE	2553
8	DOLL, LAUREN	FR	FRIENDS	2518
9	BANKS, LEAH	SO	LOYOLA-NEW ORL	2514
10	HARRIS, DACIA	FR	MIDAMERICA NAZA	2500
11	ARELLANO, KAIAN	JR	JAMESTOWN	2490
12	PHILLIPS, ABIGAIL	SR	TAYLOR	2452
13	LACOCK, BETHAN	JR	CARROLL	2449
14	FAIMON, APRIL	SR	HASTINGS	2440

**NAIA INDOOR TRACK & FIELD CHAMPIONSHIPS**

Johnson City, TN  
 David E. Walker Track at Gentry Field  
 Weather: Indoor meet  
 Host: Milligan College  
 3/2/2017 - 3/4/2017

**MEET OFFICIALS**

**Meet Director:**  
 Chris Layne  
**Meet Referee:**  
 Lawhorn, Messenger, Thuber  
**Timing:**  
 www.cfpitiming.com



**OFFICIAL MEET REPORT**  
 printed: 3/4/2017 5:49 PM

**RESULTS****Women's Indoor Pentathlon After 4 Events (cont'd)**

Pl	Athlete	Yr	Team	Points
15	STOPPA, BRIANNA	SO	WESTMONT	2266
16	THOMSEN, MAITLY	SO	DOANE	2241

**#37-5 Women's Indoor Pentathlon 800 Meters**

N	NAIA Championship	2:04.94	Helen Crofts	Simon Fraser		
W	World Indoor	1:55.82	Jolanda Ceplak	SLO		Vienna, Austria
A	American Indoor	1:58.27	Ajee' Wilson	adidas	2/11/2017	New York, NY
C	Collegiate Indoor	2:00.69	Jazmine Fray	Texas A&M	2/11/2017	Clemson, SC

**1:00 PM (Day 1):**

Pl	Name	Yr	Team	Time	Pts
	COLLIER, BECKY		SR WESTMONT	2:26.57	736
	ARELLANO, KAIANN		JR JAMESTOWN	2:29.59	698
	PHILLIPS, ABIGAIL		SR TAYLOR	2:29.73	696
	LACOCK, BETHANY		JR CARROLL	2:30.85	682
	THOMSEN, MAITLYN		SO DOANE	2:30.90	682
	GOKIE, KYLIE		SR DOANE	2:31.87	670
	HARRIS, DACIA		FR MIDAMERICA NAZA	2:33.54	649
	STOPPA, BRIANNA		SO WESTMONT	2:34.15	642
	HOUSTON, ANNA		SO WILLIAM WOODS	2:35.32	628
	CORREIA, LEONDRA		FR INDIANA TECH	2:35.75	623
	SCHMIDT, CRYSTAL		SR CARROLL	2:35.85	621
	BANKS, LEAH		SO LOYOLA-NEW ORL	2:36.25	617
	DOLL, LAUREN		FR FRIENDS	2:36.27	616
	BAKER, CHELSEA		JR FRIENDS	2:37.22	605
	FAIMON, APRIL		SR HASTINGS	2:37.68	600
	MORRISON, SAMANTHA		FR DAVENPORT	2:52.47	438

**Women's Indoor Pentathlon After 5 Events**


Pl	Athlete	Yr	Team	Points
1	BAKER, CHELSEA	JR	FRIENDS	3698
2	COLLIER, BECKY	SR	WESTMONT	3516
3	SCHMIDT, CRYSTA	SR	CARROLL	3413
4	CORREIA, LEOND	FR	INDIANA TECH	3360
5	HOUSTON, ANNA	SO	WILLIAM WOODS	3273
6	GOKIE, KYLIE	SR	DOANE	3223
7	ARELLANO, KAIAN	JR	JAMESTOWN	3188
8	HARRIS, DACIA	FR	MIDAMERICA NAZA	3149
9	PHILLIPS, ABIGAIL	SR	TAYLOR	3148
10	DOLL, LAUREN	FR	FRIENDS	3134
11	LACOCK, BETHAN	JR	CARROLL	3131
11	BANKS, LEAH	SO	LOYOLA-NEW ORL	3131
13	FAIMON, APRIL	SR	HASTINGS	3040
14	MORRISON, SAMA	FR	DAVENPORT	3008
15	THOMSEN, MAITLY	SO	DOANE	2923
16	STOPPA, BRIANNA	SO	WESTMONT	2908

# NAIA INDOOR TRACK & FIELD CHAMPIONSHIPS

Johnson City, TN  
David E. Walker Track at Gentry Field  
Weather: Indoor meet  
Host: Milligan College  
3/2/2017 - 3/4/2017

## MEET OFFICIALS

**Meet Director:**  
Chris Layne  
**Meet Referee:**  
Lawhorn, Messenger, Thuber  
**Timing:**  
www.cfpitiming.com



**OFFICIAL MEET REPORT**  
printed: 3/4/2017 5:49 PM

# RESULTS

## Men's Scores


Pl	Team	Code	Score
1	Indiana Tech	INI2	118
2	Concordia (Neb.)	CONE	57
3	Southern-NO	SOLA	39
4	St. Ambrose	STAM	36
5	Wayland Baptist	WAYL	35
6	Doane	DOAN	33.5
7	Marian (Ind.)	MAI2	32
8	William Carey	CARE	28
9	Cardinal Stritch	CARD	27
10	Cornerstone	COM3	25
11	St. Francis (Ill.)	STFR	23
11	Aquinas	AQUI	23
13	Olivet Nazarene	OLIL	18
14	Bethel (Ind.)	BEIN	17
15	Taylor	TAYL	16
15	Keiser University	KEISE R	16
17	Siena Heights	SIMI	14.5
18	Eastern Oregon	EAOR	14
19	Northwestern (Iowa)	NOIA	12
19	Tennessee Wesleyan	TNWE	12
19	Midland	MIDL	12
22	Hastings	HAST	11
22	Dordt	DORD	11
22	Florida Memorial	FLOR	11
25	Indiana Wesleyan	INI3	10
25	Westmont	WECA	10
25	Bacone	BACO	10
28	Vanguard	VANG	8
28	Lindsey Wilson	LIKY	8
28	Madonna	MADO	8
31	Columbia (Mo.)	COL1	7
31	Morningside	MORN	7
31	Rocky Mountain	ROMT	7
31	York (Neb.)	YONE	7
35	Oregon Tech	OREG	6
35	West Virginia Tech	WVTE	6
37	Central Methodist	CEMO	5
37	McPherson	MCPK	5
37	Graceland	GRIA	5
37	St. Mary (Kan.)	SMKS	5
41	Carroll	CAR1	4
41	Huntington	HUIN	4
41	William Penn	WIIA	4
41	Goshen	GOSH	4
41	Benedictine (Kan.)	BEKS	4

# NAIA INDOOR TRACK & FIELD CHAMPIONSHIPS

Johnson City, TN  
David E. Walker Track at Gentry Field  
Weather: Indoor meet  
Host: Milligan College  
3/2/2017 - 3/4/2017

## MEET OFFICIALS

**Meet Director:**  
Chris Layne  
**Meet Referee:**  
Lawhorn, Messenger, Thuber  
**Timing:**  
www.cfpitiming.com



**OFFICIAL MEET REPORT**  
printed: 3/4/2017 5:49 PM

# RESULTS

## Men's Scores (cont'd)

PI	Team	Code	Score
41	Dakota State	DAKO	4
47	Lewis-Clark	LEID	3
47	MidAmerica Nazarene	MIDA	3
47	Davenport	DAVE	3
47	Spring Arbor	SPMI	3
47	Indiana East	INEA	3
47	Point Park	POPA	3
47	Dickinson St.	DIND	3
47	Milligan	MITN	3
47	Rio Grande	RIOG	3
47	Oklahoma City	OKO2	3
57	Mount Marty	MOSD	2
57	Cumberlands	CUKY	2
59	Lindenwood-Belleville	LIND	1
59	Robert Morris (Ill.)	ROBE	1
59	Voorhees	VOOR	1
59	Briar Cliff	BRIA	1
59	Webber	WEBB	1

## Women's Scores

PI	Team	Code	Score
1	Indiana Tech	INI2	75
2	Oklahoma City	OKO2	59
3	Wayland Baptist	WAYL	40
4	St. Francis (Ill.)	STFR	35
5	Carroll	CAR1	34.5
6	Aquinas	AQUI	33
7	Concordia (Neb.)	CONE	31
8	Hastings	HAST	30.5
9	Siena Heights	SIMI	30
10	Friends	FRIE	27
11	Missouri Baptist	MIMO	25
12	Northwestern (Iowa)	NOIA	22
12	Mobile	MOBI	22
14	Olivet Nazarene	OLIL	20
15	Westmont	WECA	19
15	Southern-NO	SOLA	19
17	Dordt	DORD	18
18	Point Park	POPA	16
18	Southwestern (Kan.)	SOKS	16
20	Taylor	TAYL	15
20	Biola	BIOL	15
22	Indiana Wesleyan	INI3	14
23	Cardinal Stritch	CARD	13
23	Southern Oregon	SOOR	13
25	St. Ambrose	STAM	12
26	Doane	DOAN	11

## NAIA INDOOR TRACK & FIELD CHAMPIONSHIPS

Johnson City, TN  
David E. Walker Track at Gentry Field  
Weather: Indoor meet  
Host: Milligan College  
3/2/2017 - 3/4/2017

## MEET OFFICIALS

**Meet Director:**  
Chris Layne  
**Meet Referee:**  
Lawhorn, Messenger, Thuber  
**Timing:**  
www.cfpitiming.com



**OFFICIAL MEET REPORT**  
printed: 3/4/2017 5:49 PM

# RESULTS

## Women's Scores (cont'd)

PI	Team	Code	Score
27	Bethel (Ind.)	BEIN	10
27	Life	LIFE	10
27	St. Xavier	STXA	10
27	Milligan	MITN	10
27	Rio Grande	RIOG	10
32	Cornerstone	COM3	8
32	Judson	JUDS	8
32	SCAD Atlanta	SCAD	8
32	Concordia (Mich.)	COM2	8
36	Northwest U.	NOWA	6
37	Jamestown	JAME	5
37	MidAmerica Nazarene	MIDA	5
37	Clarke	CLIA	5
37	Morningside	MORN	5
37	Ottawa	OTTA	5
42	William Woods	WIM2	4
42	Langston	LANG	4
42	Eastern Oregon	EAOR	4
45	Huntington	HUIN	3
45	Trinity Christian	TRIL	3
45	Keiser University	KEISE R	3
45	Park U.	PAMO	3
45	St. Mary (Kan.)	SMKS	3
50	College of Idaho	COLL	2
51	Lewis-Clark	LEID	1
51	Spring Arbor	SPMI	1
51	Benedictine (Kan.)	BEKS	1
51	Ohio Christian	OHCH	1
51	Montreat	MONC	1