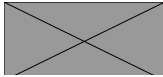


## World Series History

Year	Location	Champion	Record	Ranking <sup>^</sup>	Score	Runner-Up
1981	Conroe, Texas	Sam Houston State (Texas)	32-11		1-0	Emporia State (Kan.)
1982	Kearney, Neb.	Missouri Western	29-14		5-0	St. Francis (Ill.)
1983	Kearney, Neb.	Emporia State (Kan.)	27-8		9-2	Kearney State (Neb.)
1984	Indianapolis, Ind.	Emporia State (Kan.)	32-5	#1	1-0	Quincy (Ill.)
1985	Indianapolis, Ind.	Quincy (Ill.)			4-2	Washburn (Kan.)
1986	San Antonio, Texas	St. Mary's (Texas)			2-1 (9)	Oklahoma City
1987	Kearney, Neb.	Kearney State (Neb.)	42-15		1-0	Francis Marion (S.C.)
1988	Oklahoma City, Okla.	Pacific Lutheran (Wash.)			2-0 (10)	Minnesota-Duluth
1989	Midland, Mich.	Saginaw Valley State (Mich.)	38-13-2		3-0	Kearney State (Neb.)
1990	Pensacola, Fla.	Kearney State (Neb.)	39-9		6-3 (8)	Pacific Lutheran (Wash.)
1991	Columbia, Mo.	Hawaii Loa	37-6	NR	5-1	Puget Sound (Wash.)
1992	Pensacola, Fla.	Pacific Lutheran (Wash.)	34-13	#5	3-2	Kennesaw State (Ga.)
1993	Columbia, Mo.	West Florida	60-20	#4	4-2	Oklahoma City
1994	Columbia, Mo.	Oklahoma City	52-8	#2	3-1	Athens State (Ala.)
1995	Columbia, Mo.	Oklahoma City	49-9	#1	3-1	Puget Sound (Wash.)
1996	Decatur, Ala.	Oklahoma City	59-5	#1	9-1	Shawnee State (Ohio)
1997	Decatur, Ala.	Oklahoma City	52-12	#2	12-0	Athens State (Ala.)
1998	Tulsa, Okla.	Western Washington			5-1	Simon Fraser (B.C.)
1999	Jupiter, Fla.	Simon Fraser (B.C.)	40-7	#1	7-3	Oklahoma City
2000	Decatur, Ala.	Oklahoma City	63-12	#2	5-1	Azusa Pacific (Calif.)
2001	Decatur, Ala.	Oklahoma City	56-12	#1	5-3	Simon Fraser (B.C.)
2002	Decatur, Ala.	Oklahoma City	57-10	#1	2-1 (8)	Point Loma Nazarene (Calif.)
2003	Decatur, Ala.	Simon Fraser (B.C.)	37-4	#2	3-1	Mobile (Ala.)
2004	Decatur, Ala.	Thomas (Ga.)	37-3	#1	5-4	Simon Fraser (B.C.)
2005	Decatur, Ala.	Simon Fraser (B.C.)	38-8	#5	7-0	California Baptist
2006	Decatur, Ala.	Mobile (Ala.)	51-2	#1	4-1	California Baptist
2007	Decatur, Ala.	Oklahoma City	53-6	#2	7-2	Point Loma Nazarene (Calif.)
2008	Decatur, Ala.	Lubbock Christian (Texas)	60-10	#9	2-1	Mobile (Ala.)
2009	Decatur, Ala.	California Baptist	61-5	#1	3-2	St. Gregory's (Okla.)
2010	Decatur, Ala.	Simon Fraser (B.C.)	28-14	#14	4-3	Oklahoma City
2011	Gulf Shores, Ala.	Oregon Tech	42-13	#18	1-0	California Baptist
2012	Gulf Shores, Ala.	Shorter (Ga.)	53-11	#10	1-0 (9)	Oklahoma City
2013	Columbus, Ga.	Concordia (Calif.)	52-3	#1	8-3	Spring Hill (Ala.)
2014	Columbus, Ga.	Auburn Montgomery (Ala.)	44-7	#3	10-6	William Carey (Miss.)
2015	Sioux City, Iowa	Auburn Montgomery (Ala.)	46-9	#4	10-0 (6)	Lindsey Wilson (Ky.)
2016	Sioux City, Iowa	Oklahoma City	66-3	#1	5-0	Saint Xavier (Ill.)
2017	Clermont, Fla.	Oklahoma City	68-1	#1	4-1	Corban (Ore.)

171-49

<sup>^</sup> Ranking of champion in the current Coaches' Top 25 Poll at time of championship



# World Series History

## Individual Single Game

### Batting

#### **Most At Bats**

7, By several individuals

#### **Most Runs**

5, Amanda Addie, Point Loma Nazarene (Calif.) vs. Warner Southern (Fla.), 2008

#### **Most Hits**

5, Amanda Addie, Point Loma Nazarene (Calif.) vs. Warner Southern (Fla.), 2008  
5, Paige Powell, Point Loma Nazarene (Calif.) vs. Warner Southern (Fla.), 2008

#### **Most RBIs**

7, Jennifer Smith, Southern Utah vs. Concordia (N.Y.), 1984

#### **Most Stolen Bases**

5, Jasmine Zaker, Bethany (Kan.) vs. Talladega (Ala.), May 19, 2012

#### **Most Doubles**

2, By numerous individuals, most recently by C.J. Browder, Reinhardt (Ga.) vs. Auburn Montgomery (Ala.), May 27, 2014

#### **Most Triples**

2, Kathy Higgins, Emporia State (Kan.) vs. Pacific (Ore.), 1984  
2, Teresa Ryans, Tusculum (Tenn.) vs. Missouri Western, 1984

#### **Most Home Runs**

2, Kayla Hale, Auburn Montgomery (Ala.) vs. William Carey (Miss.), May 29, 2014  
2, Alyssa Dronenburg, Cal State San Marcos vs. Shorter (Ga.), May 21, 2012  
2, Kim Frazier, Lubbock Christian (Texas) vs. Simpson (Calif.), May 19, 2011  
2, Alyssa Dronenburg, Cal State San Marcos vs. William Carey (Miss.), May 23, 2011  
2, Judy Barber, William Carey (Miss.) vs. Lubbock Christian (Texas), May 23, 2011  
2, Ginalee Davis, Lubbock Christian (Texas) vs. Mobile (Ala.), 2008  
2, Paige Powell, Point Loma Nazarene (Calif.) vs. Dana (Neb.), 2008  
2, Bobbi Towers, Oklahoma City vs. Mobile (Ala.), 1997

#### **Most Total Bases**

10, Briana Corral, California Baptist vs. Holy Names (Calif.), 2010

### Pitching

#### **Fewest Hits Allowed**

0, Several

#### **Most Hits Allowed**

19, Keri Maxwell, North Georgia vs. Point Loma Nazarene (Calif.), 2004

#### **Most Earned Runs Allowed**

19, Keri Maxwell, North Georgia vs. Point Loma Nazarene (Calif.), 2004

#### **Most Walks**

13, Cassie Daniels, Auburn University Montgomery (Ala.) vs. Spring Hill (Ala.), May 24, 2013

#### **Most Strikeouts**

19, Andrea Drake, Oklahoma City vs. Davis & Elkins (W.Va.), 1989  
19, Cassie Daniels, Auburn University Montgomery (Ala.) vs. Spring Hill (Ala.), May 24, 2013

#### **Perfect Game**

Several, most recent by Katie Cotta, Concordia (Calif.) vs. Talladega (Ala.), May 17, 2012

### Fielding

#### **Most Putouts**

20, Missy Donnelly, St. Mary's (Calif.) vs. Concordia-St.Paul (Minn.), 1987

#### **Most Assists**

12, Leann Buneta, West Florida vs. Puget Sound (Wash.), 1995  
12, Sandy O'Rourke, St. Francis (Ill.) vs. Moorhead State (Minn.), 1993

#### **Most Errors - 1st Base**

3, several, last to occur, Karen Jose, Athens State (Ala.) vs. Pacific Lutheran (Wash.), 1997

#### **Most Errors - 2nd Base**

4, Lyndsey Geib, Warner Southern (Fla.) vs. Point Loma Nazarene (Calif.), 2008

#### **Most Errors - Shortstop**

6, Allyson Volzke, Hastings (Neb.) vs. Oklahoma City, 1995

#### **Most Errors - 3rd Base**

3, several, last done by Kelli Traffas, Bethany (Kan.) vs. Brenau (Ga.), May 17, 2012

#### **Most Errors - Outfield**

4, Nikki Naxson, Coker (S.C.) vs. Mobile (Ala.), 1995

#### **Most Errors - Catcher**

3, Tami Johnson, Talladega (Ala.) vs. Bethany (Kan.), May 19, 2012  
3, Tami Johnson, Talladega (Ala.) vs. Brenau (Ga.), May 18, 2012

#### **Most Errors - Pitcher**

2, several, last to occur, Becca Thomas, Shorter (Ga.) vs. Dickinson State (S.D.), 2008

## Individual Tournament

### Batting

#### **Most At Bats**

\*36, Ginalee Davis, Lubbock Christian (Texas), 2008  
\*36, Paige Powell, Point Loma Nazarene (Calif.), 2007  
34, Dawn Beard, Athens State (Ala.), 1997

#### **Most Runs**

\*13, Rachel Schill, Simon Fraser (B.C.), 2005  
11, Tracey Mosley, Oklahoma City, 1993

#### **Most Hits**

\*18, Amanda Addie, Point Loma Nazarene (Calif.), 2008  
15, Tracey Mosley, Oklahoma City, 1993

#### **Most RBIs**

\*14, Judy Barber, William Carey (Miss.), 2011  
\*13, Raquel Hawkins, Lubbock Christian (Texas), 2008  
\*13, Rebecca Hartley, Simon Fraser (B.C.), 2007  
\*10, Sarah Beckman, William Carey (Miss.), 2014  
10, Angela Lichty, Simon Fraser (B.C.), 1999  
10, Tracey Mosley, Oklahoma City, 1993

#### **Most Walks**

\*10, Raquel Hawkins, Lubbock Christian (Texas), 2008  
\*10, Jessica McIntyre, Mobile (Ala.), 2008  
\*10, Jineth Pimentel, Mobile (Ala.), 2008  
\*10, Mayret Perez, Mobile (Ala.), 2005  
6, Freda Franklin, Puget Sound (Wash.), 1995

#### **Most Stolen Bases**

\*9, Amanda Addie, Point Loma Nazarene (Calif.), 2008

## World Series History

6, Crystal Rosenquist, St. Edward's (Texas)

### Most Singles

\*18, Amanda Addie, Simon Fraser (B.C.), 2008  
12, Tracy Mosley, Oklahoma City, 1993

### Most Doubles

\*5, Briana Corral, California Baptist, 2011  
\*4, Honda Rodriguez, Lubbock Christian (Texas), 2008  
\*4, Kristin Godfrey, Houston Baptist (Texas), 2005  
4, several, last to occur, Madison Ellis, Oklahoma City, 2016

### Most Triples

\*3, Rachel Schill, Simon Fraser (B.C.), 2005  
3, Sherrie Matthews, Quincy (Ill.), 1985

### Most Home Runs

\*5, Alyssa Dronenburg, Cal State San Marcos, 2012  
\*5, Briana Corral, California Baptist, 2010  
\*4, Kim Frazer, Lubbock Christian (Texas), 2011  
\*4, Judy Barber, William Carey (Miss.), 2011  
3, Kim White, Shawnee State (Ohio), 1996

### Most Total Bases

\*30, Briana Corral, California Baptist, 2010  
23, Madison Ellis, Oklahoma City, 2016  
20, Tracey Mosley, Oklahoma City, 1993

### Highest Batting Average

\*.700, Heather Ellis, Savannah College of Art and Design (Ga.), 2007  
.690, Stacy Araki, Hawaii Loa (9 for 13), 1991

### Pitching

#### Innings Pitched

\*65.1, Lily LaVelle, Oklahoma City, 2012  
64, Melissa Moyers, Francis Marion (S.C.), 1987

#### Most Appearances

\*10, Marissa Gonzalez, Lubbock Christian (Texas), 2008  
\*9, Lily LaVelle, Oklahoma City, 2012  
\*9, Emma Holden, California Baptist, 2011  
8, Melissa Moyers, Francis Marion (S.C.), 1987  
8, Leticia Morales, St. Mary's (Texas), 1986  
8, Amy Miller, Quincy (Ill.), 1984

#### Most Wins

\*7, Ashley Lanz, Simon Fraser (B.C.), 2005  
\*7, Lily LaVelle, Oklahoma City, 2012  
7, Leticia Morales, St. Mary's (Texas), 1986

#### Most Complete Games

8, Melissa Moyers, Francis Marion (S.C.), 1987  
8, Leticia Morales, St. Mary's (Texas), 1986  
8, Amy Miller, Quincy (Ill.), 1984

#### Most Shutouts

\*5, Jackie Imhof, Oregon Tech, 2011  
5, Rhonda Clarke, Emporia State (Kan.), 1984

#### Most Consecutive Scoreless Innings

38, Rhonda Clarke, Emporia State (Kan.), 1984

#### Most Strikeouts

\*85, Sharon Bell, St. Gregory's (Okla.), 2009  
\*72, Ashley Lanz, Simon Fraser (B.C.), 2005

65, Leticia Morales, St. Mary's (Texas), 1986

### Most Walks

\*24, Caroline Sagrera, Spring Hill (Ala.), 2013  
\*19, Brittiany Johnson, Trevecca Nazarene (Tenn.), 2007;  
\*19, Sharon Bell, St. Gregory's (Okla.), 2007  
16, Ann Franklin, Beaver (Pa.), 1985  
16, Georgia Wall, Oklahoma City, 2016

### Fewest Hits Allowed (min. 10 innings)

\*3, Anyibell Ramirez, Lindsey Wilson (Ky.) (10.1 innings), 2011  
3, Ashley Rawson, Shawnee State (Ohio) (11.1 innings), 2001

### Fewest Earned Runs Allowed (min. 10 innings)

0, several, most recently by Taylor Jones, Northwood (Texas) (11.2 innings), 2011\*

### Fielding

#### Most Chances

102, Cindy Alford, Francis Marion (S.C.), 1987 (96 PO, 6 A)

#### Most Putouts

96, Cindy Alford, Francis Marion (S.C.), 1987

#### Most Assists

38, Laura Klamm, Washburn (Kan.), 1985

#### Most Errors

9, Allyson Volzke, 2B/SS, Hastings (Neb.), 1995

## Team Single Game

### Batting

#### Most At Bats

56, Southern Utah vs. Mesa (Colo.) (14 innings), 1981

#### Most Runs

21, Point Loma Nazarene (Calif.) vs. North Georgia, 2004

#### Most Hits

20, Point Loma Nazarene (Calif.) vs. Warner Southern (Fla.), 2008  
20, Winthrop (S.C.) vs. Wayne State (Neb.), 1983

#### Most RBIs

16, Point Loma Nazarene (Calif.) vs. Warner Southern (Fla.), 2008

#### Most Walks

15, Sam Houston State (Texas) vs. Lincoln Memorial (Tenn.), 1981

#### Most Stolen Bases

10, Bethany (Kan.) vs. Talladega (Ala.), May 19, 2012

#### Most Singles

16, IUPUI-Indianapolis vs. Kearney State (Neb.), 1985  
16, Winthrop (S.C.) vs. Wayne State (Neb.), 1983

#### Most Doubles

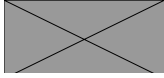
6, Azusa Pacific (Calif.) vs. St. Thomas (Fla.), May 19, 2011

#### Most Triples

4, Winthrop (S.C.) vs. Beaver (Pa.), 1985

#### Most Home Runs

4, William Carey (Miss.) vs. Mount Mercy (Iowa), 2010  
4, California Baptist vs. Holy Names (Calif.), 2010



# World Series History

## Most Total Bases

31, Tusculum (Tenn.) vs. St. Rose (N.Y.), 1991

## Pitching

### Most Pitchers Used

3, several, most recently by William Baptist (Ark.) vs. Oklahoma City, May 31, 2016

### Most Pitchers Used - Both Teams

6, Azusa Pacific (Calif.) (3) vs. St. Thomas (Fla.) (3), May 19, 2011

6, St. Francis (Ill.) (3) vs. Shawnee State (Ohio) (3), 1997

### Most Hits Allowed

20, Warner Southern (Fla.) vs. Point Loma Nazarene (Calif.), 2008

20, Wayne State (Neb.) vs. Winthrop (S.C.), 1983

### Most Earned Runs Allowed

14, Wiley (Texas) vs. Erskine (S.C.), 1981

13, Iowa Wesleyan vs. William Carey (Miss.), May 19, 2011

### Most Strikeouts

19, Auburn University Montgomery (Ala.) v. Spring Hill (Ala.), 2013

19, Oklahoma City vs. Davis & Elkins (W.Va.), 1989

### Most Walks

15, Lincoln Memorial (Tenn.) vs. Sam Houston State (Texas), 1981

## Fielding

### Most Chances

67, Winthrop (S.C.) vs. Washburn (Kan.), 1985 (45 PO, 19 A, 3 E), 14 innings

### Most Putouts

45, Washburn (Kan.) vs. Winthrop (S.C.), 1985 (15 innings)

45, Winthrop (S.C.) vs. Washburn (Kan.), 1985 (15 innings)

### Most Assists

24, Olivet Nazarene (Ill.) vs. Azusa Pacific (Calif.), May 19, 2012

24, Francis Marion (S.C.) vs. Pacific Lutheran (Wash.), 1987

### Most Errors

10, Western Oregon vs. Winthrop (S.C.), 1983

10, Rockford (Ill.) vs. Wayne State (Neb.), 1981

### Most Double Plays

4, Lindsey Wilson (Ky.) vs. College of Idaho, May 23, 2014

4, William Carey (Miss.) vs. Reinhardt (Ga.), May 28, 2014

### Most Triple Plays

1, Trevecca Nazarene (Tenn.) vs. Point Loma Nazarene (Calif.), 2008

1, Western Oregon vs. Bloomfield (N.J.), 1983

## Team Tournament

### Batting

#### Most At Bats

\*277, Point Loma Nazarene (Calif.), 2007

246, Mobile (Ala.), 2003

#### Most Runs

\*53, California Baptist, 2007

45, Oklahoma City, 1997

#### Most Hits

81, Oklahoma City, 1993

## Most RBIs

\*46, California Baptist, 2010

36, Simon Fraser (B.C.), 1999

## Most Stolen Bases

\*16, Lubbock Christian (Texas), 2013

\*15, Oklahoma City, 2007

15, Saginaw Valley State (Mich.), 1988

## Most Walks

28, Erskine (S.C.), 1981

## Most Singles

71, Oklahoma City, 1993

## Most Doubles

\*16, California Baptist, 2011

\*14, California Baptist, 2010

## Most Triples

6, Winthrop (S.C.), 1985

## Most Home Runs

\*12, Simon Fraser (B.C.), 2007

6, Oklahoma City, 1996

6, Athens State, 1994

## Most Total Bases

\*110, California Baptist, 2011

\*106, Lubbock Christian (Texas), 2008

97, Oklahoma City, 1993

## Highest Batting Average

.359, Mobile (Ala.), 1995 (28 of 78)

## Lowest Batting Average

.029, Beaver (Pa.), 1985 (1 of 34)

## Pitching

### Fewest Hits Allowed

\*5, Lindsey Wilson (Ky.), 2011 (3 games)

\*8, Lindsey Wilson (Ky.), 2010 (3 games)

9, Simpson, (Calif.), 2016 (2 games)

\*10, Concordia (Calif.), 2013 (4 games)

\*11, Columbia (Mo.), 2010 (3 games)

\*11, Reinhardt (Ga.), 2012 (3 games)

6, Quincy (Ill.), 1985 (5 games)

6, Emporia State (Kan.), 1984 (5 games)

### Most Hits Allowed

\*66, Simon Fraser (B.C.), 2007 (8 games)

\*60, California Baptist, 2007 (9 games)

\*59, California Baptist, 2005 (10 games)

\*53, William Carey (Miss.), 2010 (7 games)

\*51, Houston Baptist (Texas), 2005 (7 games)

\*60, William Carey (Miss.), 2014 (7 games)

55, Quincy (Ill.), 1984 (8 games)

50, Saginaw Valley State (Mich.), 1988 (7 games)

48, West Florida, 1993 (6 games)

40, Wayne State (Neb.), 1984 (5 games)

### Fewest Walks

\*1, Point Loma Nazarene (Calif.), 2005 (4 games)

\*1, Minot State (N.D.), 2010 (3 games)

\*1, Central Methodist (Mo.), 2012 (3 games)

## World Series History

\*1, Lee University (Tenn.), 2013 (2 games)  
 1, Quincy (Ill.), 1984 (8 games)  
 2, Loras (Iowa), 1983 (7 games)  
 2, Kearney State (Neb.), 1983 (6 games)  
 3, Emporia State (Kan.), 1983 (5 games)  
 3, Pittsburg State (Kan.), 1982 (5 games)

### Most Earned Runs Allowed

\*32, Indiana Southeast, 2008 (4 games)  
 27, Francis Marion (S.C.), 1987 (8 games)  
 19, Saginaw Valley State (Mich.), 1988 (7 games)  
 18, Oklahoma City, 1999 (6 games)  
 17, Mobile (Ala.), 1993 (5 games)

### Fewest Earned Runs Allowed

\*1, Williams Baptist (Ark.), 2012 (3 games)  
 \*1, Bethel (Ind.), 2011 (3 games)  
 \*1, Northwood (Texas), 2011 (3 games)  
 \*2, Columbia (Mo.), 2010 (3 games)  
 \*2, Central Baptist (Ark.), 2011 (3 games)  
 3, Puget Sound (Wash.), 1995 (7 games)  
 3, Loras (Iowa), 1983 (7 games)  
 2, Sam Houston State (Texas), 1981 (6 games)  
 0, Kearney State (Neb.), 1987 (5 games)  
 0, Emporia State (Kan.), 1984 (5 games)

### Fewest Strikeouts

\*3, LSU Alexandria (La.), 2014 (2 games)  
 \*3, Morningside (Iowa), 2012 (3 games)  
 \*3, SUNY Canton (N.Y.), 2011 (3 games)  
 \*4, Talladega (Ala.), 2012 (3 games)  
 1, Erskine (S.C.), 1981 (5 games)

### Most Strikeouts

\*88, Oklahoma City, 2012 (9 games)  
 \*83, Simon Fraser (B.C.), 2005 (10 games)  
 \*72, St. Gregory's (Okla.), 2008 (7 games)  
 \*72, California Baptist, 2011, (9 games)  
 65, St. Mary's (Texas), 1986 (8 games)  
 59, Quincy (Ill.), 1984 (8 games)  
 59, Emporia State (Kan.), 1984 (5 games)  
 45, Saint Xavier (Ill.), 2016 5  
 43, Oklahoma City, 1997 (6 games)  
 38, Washburn (Kan.), 1985 (7 games)

### Lowest Earned Run Average

\*0.32, Oklahoma City, 2012 (3 ER in 65.1 IP) (9 games)  
 \*0.32, Northwood (Texas), 2011 (1 ER in 22.0 IP) (3 games)  
 \*0.33, Williams Baptist (Ark.), 2012 (1 ER in 21.0 IP) (3 games)  
 \*0.37, Bethel (Ind.), 2011 (1 ER in 19.0 IP) (3 games)  
 \*0.57, California Baptist, 2011 (5 ER in 61.0 IP) (9 games)  
 \*0.60, Columbia (Mo.), 2010 (2 ER in 23.1 IP) (3 games)  
 \*0.67, Central Baptist (Ark.), 2011 (2 ER in 21.0 IP) (3 games)  
 0.00, Kearney State (Neb.), 1987 (0 ER in 38 IP) (5 games)  
 0.00, Emporia State (Kan.), 1984 (0 ER in 38 IP) (5 games)  
 0.35, Sam Houston State (Texas), 1981 (2 ER in 40 IP) (6 games)  
 0.43, Puget Sound (Wash.), 1995 (3 ER in 49 IP) (7 games)  
 0.43, Loras (Iowa), 1983 (3 ER in 49 IP) (7 games)  
 0.48, St. Mary's (Texas), 1986 (4 ER in 58 IP) (8 games)

### Most Walks

\*28, Oklahoma City, 2012 (9 games)  
 \*28, Mobile (Ala.), 2005 (8 games)  
 \*24, Spring Hill (Ala.), 2013 (6 games)  
 \*24, Lubbock Christian (Texas), 2008 (10 games)  
 23, Erskine (S.C.), 1981 (5 games)

22, St. Mary's (Texas), 1986 (8 games)  
 21, St. Francis (Ill.), 1982 (7 games)

### Most Shutouts

\*5, Oregon Tech, 2011 (9 games)  
 \*5, California Baptist, 2011 (9 games)  
 5, Emporia State (Kan.), 1984

### Most Consecutive Scoreless Innings

38, Emporia State (Kan.), 1984

### Fielding

#### Most Chances

324, Francis Marion (S.C.), 1987 (192 PO, 124 A, 8 E)

#### Most Putouts

\*216, California Baptist, 2005  
 192, Francis Marion (S.C.), 1987

#### Most Assists

124, Francis Marion (S.C.), 1987

#### Most Errors

\*14, Talladega (Ala.), 2012 (3 games)  
 20, Pacific (Ore.), 1983

#### Most Double Plays

\*7, Point Loma Nazarene (Calif.), 2008  
 6, St. Francis (Ill.), 1988

#### Most Triple Plays

1, Trevecca Nazarene (Tenn.), 2008  
 1, Western Oregon, 1983

### Team Miscellaneous

#### Most All-Time World Series Appearances

29, Oklahoma City, 1986-87-88-89-90-92-93-94-95-96-97-98-99-00-01-02-03-04-05-06-07-08-09-10-11-12-13-14-16

#### Most All-Time World Series Consecutive Appearances

23, Oklahoma City, 1992-2014

#### Most All-Time World Series Wins

120, Oklahoma City, 1986-87-88-89-90-92-93-94-95-96-97-98-99-00-01-02-03-04-05-06-07-08-09-10-11-12-13-14-16

#### Highest World Series Winning Percentage

1.000, Hawaii Loa, 1991; Western Washington, 1998  
 .846, Quincy (Ill.), 1984-85

#### Most Consecutive World Series Wins

14, Oklahoma City (5 in 2000, 5 in 2001 and 4 in 2002)  
 14, Oklahoma City (5 in 1994, 5 in 1995 and 4 in 1996)

#### Most Consecutive World Series Shutouts

5, Emporia State (Kan.), 1984  
 4, California Baptist, 2011

#### Largest Margin of Victory

17, William Carey (Miss.) vs. Iowa Wesleyan, May 19, 2011 (17-0)  
 17, West Florida vs. Castleton State (Vt.), 1987 (17-0)  
 17, Winthrop (S.C.) vs. Beaver (Pa.), 1985 (18-1)



# World Series History

## Longest Game

16 innings, Oregon Tech vs. Central Methodist (Mo.), 2015 (4-3)

## Tournament Overall Records (all teams)

- Highest Batting Average, .264, 1993
- Lowest Batting Average, .159, 1984
- Highest Earned Run Average, 3.38, 2013
- Highest Earned Run Average, 2.85, 1999
- Lowest Earned Run Average, 1.29, 1987
- \*Most Hits, 790, 2011
- Most Hits, 463, 1993
- \*Most Runs, 458, 2011
- Most Runs, 292, 1981
- \*Most Doubles, 112, 2011
- Most Doubles, 65, 1993
- Most Triples, 27, 1984
- \*Most Home Runs, 54, 2008
- Most Home Runs, 19, 1996
- \*Most Runs Batted In, 402, 2011
- Most Runs Batted In, 183, 1996
- Most Stolen Bases, 105, 2010
- Most Shutouts, 24, 2002
- \*Most Shutouts, 32, 2011
- Most extra inning games, 4, 1994, 2003
- \*Most extra inning games, 9, 2012
- Most games with 10-or more runs scored (by one team) in a game, 6, 1981, 1982
- \*Most games with 10-or more runs scored (by one team) in a game, 9, 2006, 2011
- Fewest games with 10-or more runs scored (by one team), 0, 1986, 1989, 1997
- Most games decided by one run, 15, 2004
- \*Most games decided by one run, 19, 2010 & 2009

- At least four games in every national championship have been decided by one run
- There have been 15 World Series' that have not had a game go into extra innings

\* denotes record set in or after 2005 when pool play began

## World Series Championship Game Notes

- For World Series championship games from 1981 - 2016
- Average runs scored by winning team: 4.47
- Average runs scored by losing team: 1.41
- Average margin of victory: 3.06 runs
- Winners have outscored the opponent 152-42
- Shutouts: 11
- Extra-inning games: 5
- Games decided by one run: 12
- Largest margin of victory: 12, Oklahoma City def. Athens State (Ala.), 12-0, 1997
- Most runs scored: 12, Oklahoma City def. Athens State (Ala.), 12-0, 1997
- Most runs scored by runner-up: 6, William Carey (Miss.) lost 10-6 vs. Auburn Montgomery (Ala.), 2014
- Longest game: 10 innings, Pacific Lutheran (Wash.) vs. Minnesota-Duluth, 1988
- Teams to score 10 or more runs: 3
- Teams to score 5 or more runs: 17
- Total number of teams to play in a World Series Championship game: 35
- Total number of states represented in a World Series Championship game: 16 (including British Columbia)

## States to Win a World Series

State (Team)	World Series Titles
Alabama (Auburn Montgomery, Mobile)	3
California (California Baptist, Concordia)	2
Canada - British Columbia (Simon Fraser)	4
Florida (West Florida)	1
Georgia (Shorter, Thomas)	2
Hawaii (Hawaii Loa)	1
Illinois (Quincy)	1

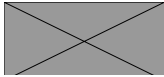
Kansas (Emporia State)	2
Michigan (Saginaw Valley State)	1
Missouri (Missouri Western)	1
Nebraska (Kearney State)	2
Oklahoma (Oklahoma City)	11
Oregon (Oregon Tech)	1
Texas (Sam Houston State, St. Mary's, Lubbock Christian)	3
Washington (Pacific Lutheran, Western Washington)	3

## All-Time World Series Championship Game Teams

Team	World Series Game Record
Athens State (Ala.)	0-1
Auburn Montgomery (Ala.)	2-0
Azusa Pacific (Calif.)	0-1
California Baptist	1-3
Concordia (Calif.)	1-0
Corban (Ore.)	0-1
Emporia State (Kan.)	2-1
Francis Marion (S.C.)	0-1
Hawaii Loa	1-0
Kearney State (Neb.)	2-2
Kennesaw State (Ga.)	0-1
Lindsey Wilson (Ky.)	0-1
Lubbock Christian (Texas)	1-0
Minnesota-Duluth	0-1
Missouri Western	1-0
Mobile (Ala.)	1-2
Oklahoma City	10-5
Oregon Tech	1-0
Pacific Lutheran (Wash.)	2-1
Point Loma Nazarene (Calif.)	0-2
Puget Sound (Wash.)	0-1
Quincy (Ill.)	1-1
Saginaw Valley State (Mich.)	1-0
Sam Houston State (Texas)	1-0
Shawnee State (Ohio)	0-1
Shorter (Ga.)	1-0
Simon Fraser (B.C.)	4-3
Spring Hill (Ala.)	0-1
St. Francis (Ill.)	0-1
St. Gregory's (Okla.)	0-1
St. Mary's (Texas)	1-0
Thomas (Ga.)	1-0
Washburn (Kan.)	0-1
West Florida	1-0
Western Washington	1-0
William Carey (Miss.)	0-1

## World Series All-Time Participation

School (Years Participated)	Years	Record	Pct.	1st	2nd	3rd	4th
Adams State (Colo.) (1990)	1	1-2	.333	0	0	0	0
Allentown (Pa.) (1984)	1	0-2	.000	0	0	0	0
Athens State (Ala.) (1994-95-96-97-98-2000-01-02-03-04)	10	29-20	.592	0	2	0	2
Aquinas (Mich.) (1990-2001-05)	3	0-8	.000	0	0	0	0
Asbury (Ky.) (2009-11)	2	0-6	.000	0	0	0	0
Auburn Montgomery (Ala.) (2012-13-14-15-16)	5	15-8	.652	2	0	1	0
Azusa Pacific (Calif.) (1996-97-2000-11-12)	5	14-9	.609	0	1	0	0
Beaver (Pa.) (1985)	1	0-2	.000	0	0	0	0
Belhaven (Miss.) (2010-11)	2	9-4	.692	0	0	1	0
Bellevue (Neb.) (1998-2000-07-10-11)	5	2-13	.133	0	0	0	0
Belmont (Tenn.) (1994-95)	2	4-4	.500	0	0	0	0
Bethany (Kan.) (2012)	1	1-2	.333	0	0	0	0
Bethel (Ind.) (2007-08-09-10-11)	5	11-8	.579	0	0	0	0
Bethel (Tenn.) (2006-09)	2	1-6	.143	0	0	0	0
Biola (Calif.) (2002)	1	0-2	.000	0	0	0	0
Bloomfield (N.J.) (1983-85-89-90)	4	3-8	.272	0	0	0	0
Brenau (Ga.) (2009-12)	2	6-4	.600	0	0	1	0
Brescia (Ky.) (2003-04)	2	3-4	.333	0	0	2	0
California Baptist (2004-05-06-07-08-09-10-11)	8	50-15	.769	1	3	3	1
California Lutheran (1988-89)	2	0-4	.000	0	0	0	0
California State-San Marcos (2010-11-12-13)	4	12-7	.632	0	0	1	1
Campbellsville (Ky.) (2015)	1	0-2	.000	0	0	0	0
Carson-Newman (Tenn.) (1991)	1	0-2	.000	0	0	0	0
Castleton State (Vt.) (1982-86-87)	3	0-6	.000	0	0	0	0
Centenary (La.) (1991)	1	0-2	.000	0	0	0	0
Central Baptist (Ark.) (2011-12)	2	5-4	.556	0	0	0	0
Central Methodist (Mo.) (1981-2012-15)	3	3-6	.333	0	0	0	0
Central Wesleyan (S.C.) (1982)	1	0-2	.000	0	0	0	0
Coker (S.C.) (1995)	1	0-2	.000	0	0	0	0
Columbia (Mo.) (1990-91-92-93-94-95-96-99-2002-03-04-05-07-08-10-17)	16	17-34	.333	0	0	0	0
Concordia (Calif.) (2006-09-10-12-13)	5	12-8	.600	1	0	0	0
Concordia (Mich.) (2002)	1	1-2	.333	0	0	0	0
Concordia (Ore.) (2001-10-15)	3	5-6	.455	0	0	1	0
Concordia (N.Y.) (1984)	1	0-2	.000	0	0	0	0
Concordia-St. Paul (Minn.) (1987)	1	0-2	.000	0	0	0	0
Corban (Ore.) (2017)	1	3-2	.600	0	1	0	0
Cornerstone (Mich.) (2000-04-06)	3	0-8	.000	0	0	0	0
Culver-Stockton (Mo.) (2001)	1	0-2	.000	0	0	0	0
Dana (Neb.) (1994-2008)	2	3-5	.375	0	0	0	0
Davenport (Mich.) (2011-17)	2	2-5	.286	0	0	0	1
Davis & Elkins (W.Va.) (1984-85-87-88-89)	5	2-10	.167	0	0	0	0
Dickinson State (N.D.) (2007-08-09-10-15)	5	14-12	.538	0	0	1	0
Dordt (Iowa) (2001)	1	0-2	.000	0	0	0	0
Eastern Oregon (1999-2000)	2	5-4	.555	0	0	0	1
Emporia State (Kan.) (1981-83-84-91)	4	20-4	.833	2	1	1	0
Erskine (S.C.) (1981)	1	3-2	.600	0	0	0	0
Evangel (Mo.) (2006)	1	1-3	.250	0	0	0	0
Francis Marion (S.C.) (1986-87-88)	3	9-6	.600	0	1	0	0
Friends (Kan.) (2008-09-11)	3	3-7	.300	0	0	0	0
Georgetown (Ky.) (2009)	1	0-3	.000	0	0	0	0
Georgia College (1990)	1	0-2	.000	0	0	0	0
Georgia Southwestern (1999)	1	0-2	.000	0	0	0	0
Georgian Court (N.J.) (1988-92-93-97-98-2000-01-02)	8	2-16	.111	0	0	0	0
Grace (Ind.) (1994)	1	1-2	.333	0	0	0	0
Grand View (Iowa) (2006)	1	1-3	.250	0	0	0	0
Greenville (Ill.) (1982)	1	0-2	.000	0	0	0	0
Hastings (Neb.) (1995-2009)	2	3-4	.429	0	0	0	0
Hawaii-Hilo (1992)	1	2-2	.500	0	0	0	0
Hawaii Loa (1991)	1	5-0	1.000	1	0	0	0
Hawaii Pacific (1993-94-95-96-97)	5	13-10	.565	0	0	2	0
Holy Names (Calif.) (2009-10)	2	2-4	.333	0	0	0	0
Houston Baptist (Texas) (1996-97-98-2002-03-04-05-06-07)	9	17-18	.486	0	0	0	0
Houston-Victoria (Texas) (2009-12)	2	2-4	.333	0	0	0	0
Huntingdon (Ala.) (1992-94)	2	6-4	.600	0	1	0	0
Idaho, College of (2008-09-14)	3	5-6	.455	0	0	0	0
IUPUI-Indianapolis (Ind.) (1983-84-85-86-87-88-89-90-91)	9	21-18	.538	0	0	2	2



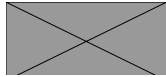
## World Series All-Time Participation

Indiana Southeast (2008-10-12)	3	2-10	200	0	0	0	0
Indiana Wesleyan (2012-17)	2	1-4	200	0	0	0	0
Iowa Wesleyan (2011)	1	0-3	000	0	0	0	0
Jamestown (N.D.) (1992)	1	1-2	333	0	0	0	0
Kearney State (Neb.) (1981-82-83-84-85-87-88-89-90)	9	27-14	659	1	2	0	0
Kennesaw State (Ga.) (1991-92-93-94)	4	15-8	652	0	1	0	3
Lee (Tenn.) (1996-98-2004-06-07-10-12-13)	8	12-14	462	0	0	0	0
Limestone (S.C.) (1989)	1	0-2	000	0	0	0	0
Lincoln Memorial (Tenn.) (1981-82)	2	2-4	333	0	0	0	0
Lindenwood (Mo.) (1998-99-2000)	3	6-6	500	0	0	0	0
Lindsey Wilson (Ky.) (2010-11-12-14-15)	5	12-8	600	0	2	0	0
Lipscomb (Tenn.) (1997-98-2000)	3	6-6	500	0	0	0	0
Loras (Iowa) (1983)	1	5-2	714	0	0	1	0
LSU Alexandria (La.) (2014-15-17)	3	4-6	400	0	0	1	0
Lubbock Christian (Texas) (2008-09-10-11-12-13)	6	21-10	677	1	0	0	1
Madonna (Mich.) (1994-2009-10-12)	4	6-7	462	0	0	0	0
Marian (Ind.) (2003-16-17)	3	1-6	143	0	0	0	0
Martin Methodist (Tenn.) (2005-09)	2	2-6	250	0	0	0	0
Mary (N.D.) (1993-99-2000-01-02-03-05)	7	13-14	481	0	0	0	1
McKendree (Ill.) (1995-98-99-2009)	4	7-9	438	0	0	0	1
Mesa State (Colo.) (1981-82-83-85)	4	1-8	111	0	0	0	0
Mid-Continent (Ky.) (2002)	1	0-2	000	0	0	0	0
MidAmerica Nazarene (Kan.) (2010-11)	2	2-4	333	0	0	0	0
Midland (Neb.) (2003-10-11)	3	2-7	222	0	0	0	0
Milligan (Tenn.) (1992)	1	0-2	000	0	0	0	0
Minnesota-Duluth (1988-90-91)	3	8-6	571	0	1	0	0
Minot State (N.D.) (2010-11)	2	2-4	333	0	0	0	0
Missouri Southern (1985-86-87-89)	4	8-8	500	0	0	0	1
Missouri Valley (2009)	1	1-2	333	0	0	0	0
Missouri Western (1982-83-84)	3	9-4	692	1	0	0	1
Mobile (Ala.) (1993-95-96-97-98-99-2000-01-02-03-04-05-06-07-08-11-12-15)	18	51-36	586	1	2	0	3
Montreat (N.C.) (2000-01)	2	0-4	000	0	0	0	0
Moorhead State (Minn.) (1992-93-94)	3	2-6	250	0	0	0	0
Morningside (Iowa) (1982-2009-10-11-12-16)	6	4-13	235	0	0	0	0
Mount Mercy (Iowa) (1987-89-90-2010)	4	5-8	385	0	0	0	0
North Georgia (2004-05)	2	4-5	444	0	0	0	0
Northeastern State (Okla.) (1984)	1	2-2	500	0	0	0	0
Northwestern (Iowa) (1997-2002)	2	2-4	333	0	0	0	0
Northwood (Mich.) (1989)	1	0-3	000	0	0	0	0
Northwood (Texas) (2009-10-11)	3	1-8	111	0	0	0	0
Notre Dame (Ohio) (2009-10-11)	3	5-7	417	0	0	0	0
Nova Southeastern (Fla.) (1999-2000-01-02)	4	4-8	333	0	0	0	0
Ohio Dominican (2002-05)	2	3-5	375	0	0	0	0
Oklahoma Baptist (1982-2002-03)	3	10-6	625	0	0	2	0
Oklahoma Christian (2002-03)	2	4-4	500	0	0	0	0
Oklahoma City (1986-87-88-89-90-92-93-94-95-96-97-98-99-2000-01-02-03-04-05-06-07-08-09-10-11-12-13-14-16-17)	30	124-45	734	10	5	2	3
Olivet Nazarene (Ill.) (1997-98-99-2003-08-10-11-12-14)	9	11-17	393	0	0	1	0
Oregon Tech (1997-2011-12-15)	4	13-6	684	1	0	0	1
Ottawa (Kan.) (2006-10-17)	3	1-9	100	0	0	0	0
Pacific (Ore.) (1983-84-85-92)	4	8-8	500	0	0	1	0
Pacific Lutheran (Wash.) (1986-87-88-89-90-92-93-94-96-97)	11	26-16	619	2	1	0	0
Park (Mo.) (2009)	1	1-2	333	0	0	0	0
Peru State (Neb.) (1996)	1	0-2	000	0	0	0	0
Pittsburg State (Kan.) (1981-85)	2	6-4	600	0	0	0	1
Point Loma Nazarene (Calif.) (2001-02-03-04-05-06-07-08-09-10)	10	40-20	667	0	2	1	0
Puget Sound (Wash.) (1991-95)	2	9-4	692	0	2	0	0
Quincy (Ill.) (1984-85)	2	11-2	846	1	1	0	0
Reinhardt (Ga.) (2011-12-13-14)	4	6-8	429	0	0	1	0
Rio Grande (Ohio) (2004)	1	3-2	600	0	0	0	0
Rockford (Ill.) (1981)	1	0-2	000	0	0	0	0
Saginaw Valley State (Mich.) (1982-85-87-88-89)	5	15-8	652	1	0	1	0
St. Ambrose (Iowa) (2000)	1	1-3	333	0	0	0	0
St. Edward's (Texas) (1999)	1	2-2	500	0	0	0	0
St. Francis (Ill.) (1982-88-92-93-96-97)	6	10-12	454	0	1	0	0
St. Gregory's (Okla.) (2006-07-08-09-12-14-16)	7	20-16	555	0	1	0	0
St. Joseph's (Maine) (1994-96-99)	3	1-6	149	0	0	0	0



## World Series All-Time Participation

St. Mary (Neb.) (1986-91-2004)	3	5-6	454	0	0	0	0
St. Mary's (Calif.) (1987)	1	1-2	333	0	0	0	0
St. Mary's (Texas) (1982-83-85-86-87-88-89-90-91-92-93-94)	12	29-23	558	1	0	0	1
St. Rose (N.Y.) (1991)	1	0-2	000	0	0	0	0
St. Scholastica (Minn.) (2004)	1	1-2	333	0	0	0	0
St. Thomas (Fla.) (2011)	1	0-3	000	0	0	0	0
Saint Xavier (Ill.) (1986-2001-02-04-09-13-16)	7	12-13	480	0	1	0	0
Salem (W.Va.) (1981-82)	2	1-4	200	0	0	0	0
Sam Houston State (Texas) (1981)	1	5-1	833	1	0	0	0
Savannah College of Art & Design (Ga.) (2005-06-07-09-10)	5	7-11	389	0	0	0	0
Science & Arts (Okla.) (2004-05-06)	3	6-8	429	0	0	0	0
Shawnee State (Ohio) (1992-95-96-97-98-2001)	6	11-12	478	0	1	0	0
Shorter (Ga.) (2007-08-09-10-11-12)	6	18-11	621	1	0	0	0
Siena Heights (Mich.) (1991)	1	0-2	000	0	0	0	0
Simon Fraser (B.C.) (1995-98-99-2000-01-02-03-04-05-06-07-08-09-10-11)	15	61-24	718	4	3	2	2
Simpson (Calif.) (2011-14-16)	3	2-5	400	0	0	0	0
Sioux Falls (S.D.) (2005)	1	0-1	333	0	0	0	0
Southeastern (Fla.) (2016)	1	2-2	500	0	0	1	0
Southeastern Oklahoma (1997)	1	0-2	000	0	1	0	0
Southern Maine (1983)	1	1-2	333	0	0	0	0
Southern Nazarene (Okla.) (2012)	1	2-1	667	0	0	0	0
Southern Oregon (2017)	1	2-2	500	0	0	0	0
Southern Utah (1981-84-86)	3	5-6	455	0	0	0	0
Spring Arbor (Mich.) (1986)	1	3-2	600	0	0	0	0
Spring Hill (Ala.) (1999-2002-03-13)	4	10-8	556	0	1	1	0
SUNY Canton (N.Y.) (2011)	1	0-3	000	0	0	0	0
Talladega (Ala.) (2012)	1	0-3	000	0	0	0	0
Tarkio (Mo.) (1988)	1	2-2	500	0	0	0	0
Texas Wesleyan (1984-2012)	2	2-5	286	0	0	0	0
Thomas (Ga.) (2003-04-05-07-12)	5	15-10	600	1	0	0	0
Tiffin (Ohio) (1993-2006-07)	3	5-6	455	0	0	0	0
Trevecca Nazarene (Tenn.) (2005-07-08-10-11)	5	16-12	571	0	0	0	0
Tusculum (Tenn.) (1984-85-91-93)	4	4-7	363	0	0	0	0
Union (Ky.) (2010)	1	0-3	000	0	0	0	0
Union (Tenn.) (1999-2001-02-03-04-05-12)	7	8-15	348	0	0	1	0
Valley City State (N.D.) (1982-2006)	3	3-5	375	0	0	0	0
Vanguard (Calif.) (1995-98-99-2006)	4	10-8	556	0	0	1	0
UVa-Wise (Va.) (2005-07-09)	3	0-11	000	0	0	0	0
Waldorf (Iowa) (2009)	1	0-3	000	0	0	0	0
Walsh (Ohio) (2000-03-08)	3	3-8	272	0	0	0	0
Warner (Fla.) (2003-08-17)	3	1-8	111	0	0	0	0
Washburn (Kan.) (1985-86-87-88)	4	10-8	556	0	1	0	0
Wayne State (Neb.) (1981-83-84)	3	6-6	500	0	0	0	0
Webber International (Fla.) (1996-2004-12-16)	4	4-8	333	0	0	0	0
West Florida (1986-87-88-89-90-91-92-93-95)	9	27-17	614	1	0	2	1
West Virginia Wesleyan (1990)	1	0-2	000	0	0	0	0
Western Oregon (1983)	1	1-2	333	0	0	0	0
Western Washington (1998)	1	5-0	1.000	1	0	0	0
Westminster (Pa.) (1983-95)	2	0-4	000	0	0	0	0
Wheeling (W.Va.) (1986)	1	0-2	000	0	0	0	0
Wiley (Texas) (1981)	1	0-2	000	0	0	0	0
William Carey (Miss.) (2008-09-10-11-12-14-15)	7	22-13	629	0	1	0	0
William Penn (Iowa) (2005-07-12)	3	2-9	181	0	0	0	0
William Woods (Mo.) (1982-93-94-95-96-97-98-2005-06-11)	10	10-24	294	0	0	0	0
Williams Baptist (Ark.) (2012-13-16)	3	6-5	545	0	0	0	1
Wilmington (Del.) (1986-87-88-89-90-91-92-93-94-2003)	10	3-20	130	0	0	0	0
Winona State (Minn.) (1983)	1	1-2	333	0	0	0	0
Winthrop (S.C.) (1983-84-85)	3	8-6	571	0	0	0	1
Wisconsin-Parkside (1981-82-83-84-85-86-89-90)	8	13-16	448	0	0	0	1



# All-Time Results

## 1981

Wisconsin-Parkside 9, Central Methodist (Mo.) 2  
 Pittsburg State (Kan.) 10, Erskine (S.C.) 0  
 Southern Utah 12, Wiley (Texas) 0  
 Wayne State (Neb.) 13, Rockford (Ill.) 3  
 Sam Houston State (Texas) 15, Lincoln Memorial (Tenn.) 0  
 Salem (W.Va.) 5, Mesa (Colo.) 4  
 Erskine 16, Wiley 0  
 Kearney State (Neb.) 11, Wisconsin-Parkside 0  
 Emporia State 1, Southern Utah 0  
 Pittsburg State 6, Southern Utah 5  
 Lincoln Memorial 6, Rockford 2  
 Sam Houston State 2, Wayne State 0  
 Emporia State 12, Salem 0  
 Kearney State 3, Pittsburg State 2  
 Sam Houston State 1, Emporia State 0  
 Sam Houston State 6, Kearney State 4  
 Wisconsin-Parkside 9, Lincoln Memorial 4  
 Southern Utah 3, Mesa 2  
 Erskine 6, Salem 4  
 Central Methodist 3, Wayne State 1  
 Erskine 6, Central Methodist 3  
 Southern Utah 7, Wisconsin-Parkside 5  
 Emporia State 1, Kearney State 0  
 Pittsburg State 1, Erskine 0  
 Emporia State 3, Pittsburg State 2  
 Emporia State 1, Sam Houston State 0  
 Sam Houston State 1, Emporia State 0 (championship)

## 1982

Mesa (Colo.) 12, Castleton State (Vt.) 2  
 St. Mary's (Texas) 2, Morningside (Iowa) 1  
 Wisconsin-Parkside 2, William Woods (Mo.) 0  
 Missouri Western 12, Salem (W.Va.) 1  
 Oklahoma Baptist 8, Lincoln Memorial (Tenn.) 3  
 Saginaw Valley State (Mich.) 3, Greenville (Ill.) 0  
 St. Francis (Ill.) 6, Valley City State (N.D.) 2  
 Kearney State (Neb.) 7, Central Wesleyan (S.C.) 0  
 Morningside 10, Castleton State 0  
 William Woods 10, Salem 0  
 Lincoln Memorial 9, Greenville 2  
 Valley City State 7, Central Wesleyan 3  
 St. Mary's 2, Mesa 1  
 Oklahoma Baptist 11, Saginaw Valley State 2  
 Missouri Western 1, Wisconsin-Parkside 0  
 St. Francis 6, Kearney State 3  
 Valley City State 9, Mesa 1  
 Wisconsin-Parkside 9, Lincoln Memorial 4  
 William Woods 12, Saginaw Valley State 4  
 Kearney State 6, Morningside 3  
 Missouri Western 4, St. Mary's 3  
 Oklahoma Baptist 3, St. Francis 1  
 Kearney State 3, William Woods 2  
 Wisconsin-Parkside 4, Valley City State 0  
 St. Mary's 2, Kearney State 0  
 St. Francis 8, Wisconsin-Parkside 0  
 Missouri Western 2, Oklahoma Baptist 0  
 St. Francis 6, St. Mary's 3  
 St. Francis 4, Oklahoma Baptist 1  
 Missouri Western 5, St. Francis 0 (championship)

## 1983

Missouri Western 6, Pacific (Ore.) 0  
 St. Mary's (Texas) 2, Mesa (Colo.) 1  
 Kearney State (Neb.) 7, Wisconsin-Parkside 0  
 Winthrop (S.C.) 3, Winona State (Minn.) 0  
 Loras (Iowa) 6, Bloomfield (N.J.) 1  
 Emporia State (Kan.) 6, Western Oregon 0  
 Southern Maine 9, Wayne State (Neb.) 1  
 IUPUI-Indianapolis 4, Westminster (Pa.) 0  
 Pacific 4, Mesa 3  
 Winona State 4, Wisconsin-Parkside 2  
 Western Oregon 4, Bloomfield 3  
 Wayne State 7, Westminster 4  
 St. Mary's 1, Missouri Western 0  
 Kearney State 4, Winthrop 2  
 Emporia State 3, Loras 0  
 IUPUI-Indianapolis 3, Southern Maine 1  
 Pacific 14, Southern Maine 3  
 Loras 2, Winona State 0  
 Winthrop 12, Western Oregon 4  
 Wayne State 1, Missouri Western 0  
 Kearney State 5, St. Mary's 3  
 Emporia State 3, IUPUI-Indianapolis 0  
 Loras 5, Pacific 4

Winthrop 11, Wayne State 3  
 Emporia State 7, Kearney State 6  
 Loras 2, St. Mary's 0  
 Winthrop 5, IUPUI-Indianapolis 1  
 Loras 4, Winthrop 1  
 Kearney State 1, Loras 0  
 Emporia State 9, Kearney State 2 (championship)

## 1984

Winthrop (S.C.) 2, Southern Utah 1  
 Texas Wesleyan 5, Concordia (N.Y.) 3  
 Wayne State (Neb.) 2, Quincy (Ill.) 1  
 IUPUI-Indianapolis 6, Davis & Elkins (W.Va.) 3  
 Kearney State (Neb.) 9, Allentown (Pa.) 2  
 Missouri Western 10, Tusculum (Tenn.) 4  
 Northeastern State (Okla.) 7, Wisconsin-Parkside 5  
 Emporia State (Kan.) 1, Pacific (Ore.) 0  
 Southern Utah 14, Concordia 5  
 Quincy 2, Davis & Elkins 1  
 Tusculum 11, Allentown 1  
 Pacific 2, Wisconsin-Parkside 0  
 Winthrop 3, Texas Wesleyan 0  
 IUPUI-Indianapolis 7, Wayne State 2  
 Missouri Western 5, Kearney State 0  
 Emporia State 6, Northeastern State 0  
 Northeastern State 4, Southern Utah 1  
 Quincy 5, Kearney State 2  
 Wayne State 9, Tusculum 8  
 Texas Wesleyan 3, Pacific 1  
 IUPUI-Indianapolis 2, Winthrop 1  
 Emporia State 1, Missouri Western 0  
 Quincy 5, Northeastern State 0  
 Wayne State 15, Texas Wesleyan 3  
 Emporia State 6, IUPUI-Indianapolis 0  
 Quincy 3, Winthrop 2  
 Missouri Western 2, Wayne State 1  
 Quincy 5, Missouri Western 0  
 Quincy 2, IUPUI-Indianapolis 1  
 Emporia State 1, Quincy 0 (championship)

## 1985

Pittsburg State (Kan.) 7, Mesa (Colo.) 0  
 Saginaw Valley State (Mich.) 1, IUPUI-Indianapolis 0  
 Kearney State (Neb.) 4, Tusculum (Tenn.) 3  
 Winthrop (S.C.) 18, Beaver (Pa.) 1  
 Quincy (Ill.) 5, Bloomfield (N.J.) 0  
 St. Mary's (Texas) 1, Missouri Southern 0  
 Pacific (Ore.) 1, Davis & Elkins (W.Va.) 0  
 Washburn (Kan.) 6, Wisconsin-Parkside 1  
 Davis & Elkins 4, Tusculum 3  
 Wisconsin-Parkside 11, Beaver 0  
 IUPUI-Indianapolis 5, Mesa 0  
 Washburn 1, Pittsburg State 0  
 Missouri Southern 12, Bloomfield 0  
 Quincy 3, St. Mary's 0  
 Saginaw Valley State 3, Pittsburg State 1  
 Pacific 8, Kearney State 1  
 Washburn 1, Winthrop 0  
 Winthrop 2, Missouri Southern 1  
 IUPUI-Indianapolis 12, Kearney State 6  
 Pittsburg State 3, Davis & Elkins 0  
 St. Mary's 4, Wisconsin-Parkside 0  
 Quincy 2, Saginaw Valley State 1  
 Pacific 3, Washburn 2  
 IUPUI-Indianapolis 10, Winthrop 1  
 Pittsburg State 3, St. Mary's 0  
 IUPUI-Indianapolis 1, Saginaw Valley 0  
 Washburn 3, IUPUI-Indianapolis 0  
 Washburn 4, Pacific 1  
 Quincy 2, Pacific 0  
 Quincy 4, Washburn 2 (championship)

## 1986

Washburn (Kan.) 3, Pacific Lutheran (Wash.) 0  
 Southern Utah 3, St. Mary (Neb.) 2  
 West Florida 2, Saint Xavier (Ill.) 0  
 IUPUI-Indianapolis 2, Castleton State (Vt.) 0  
 Missouri Southern 9, Wheeling (W.Va.) 0  
 St. Mary's (Texas) 4, Spring Arbor (Mich.) 0  
 Wisconsin-Parkside 8, Francis Marion (S.C.) 2  
 Oklahoma City 3, Wilmington (Del.) 1  
 St. Mary (Neb.) 2, Pacific Lutheran 0  
 Saint Xavier 4, Castleton State 1  
 Spring Arbor 5, Wheeling 2  
 Francis Marion 3, Wilmington 0

St. Mary's (Texas) 4, Missouri Southern 3  
 Washburn 9, Southern Utah 1  
 IUPUI-Indianapolis 4, West Florida 0  
 St. Mary's (Texas) 2, Missouri Southern 0  
 Oklahoma City 2, Wisconsin-Parkside 0  
 Wisconsin-Parkside 4, St. Mary (Neb.) 2  
 Missouri Southern 1, Saint Xavier 0  
 Spring Arbor 1, West Florida 0  
 Francis Marion 3, Southern Utah 2  
 IUPUI-Indianapolis 6, Washburn 1  
 Oklahoma City 1, St. Mary's (Texas) 0  
 Missouri Southern 2, Wisconsin-Parkside 0  
 Spring Arbor 3, Francis Marion 2  
 Oklahoma City 1, IUPUI-Indianapolis 0  
 Missouri Southern 3, Washburn 2  
 St. Mary's (Texas) 3, Spring Arbor 0  
 St. Mary's (Texas) 2, IUPUI-Indianapolis 0  
 St. Mary's (Texas) 3, Oklahoma City 2  
 St. Mary's (Texas) 2, Oklahoma City 1 (championship)

## 1987

West Florida 17, Castleton State (Vt.) 0  
 Mount Mercy (Iowa) 1, Washburn (Kan.) 0  
 St. Mary's (Texas) 11, St. Mary's (Calif.) 0  
 Kearney State (Neb.) 2, Concordia-St. Paul (Minn.) 0  
 Missouri Southern 4, Davis & Elkins (W.Va.) 0  
 IUPUI-Indianapolis 8, Wilmington (Del.) 0  
 Francis Marion (S.C.) 5, Pacific Lutheran (Wash.) 4  
 Oklahoma City 4, Saginaw Valley State (Mich.) 1  
 Washburn 10, Castleton State 0  
 St. Mary's (Calif.) 1, Concordia-St. Paul 0  
 Davis & Elkins 5, Wilmington 4  
 Saginaw Valley State 4, Pacific Lutheran 1  
 West Florida 2, Mount Mercy 1  
 Kearney State 3, St. Mary's (Texas) 2  
 IUPUI-Indianapolis 2, Missouri Southern 0  
 Oklahoma City 1, Francis Marion 0  
 Francis Marion 3, Washburn 1  
 Missouri Southern 4, St. Mary's (Calif.) 1  
 St. Mary's (Texas) 1, Davis & Elkins 0  
 Saginaw Valley State 5, Mount Mercy 0  
 Kearney State 2, West Florida 1  
 IUPUI-Indianapolis 1, Oklahoma City 0  
 Francis Marion 2, Missouri Southern 0  
 St. Mary's (Texas) 4, Saginaw Valley State 0  
 Francis Marion 2, West Florida 1  
 Oklahoma City 3, St. Mary's (Texas) 0  
 Kearney State 1, IUPUI-Indianapolis 0  
 Francis Marion 2, Oklahoma City 1  
 Francis Marion 8, IUPUI-Indianapolis 2  
 Kearney State 1, Francis Marion 0 (championship)

## 1988

IUPUI-Indianapolis 11, Georgian Court (N.J.) 3  
 Pacific Lutheran (Wash.) 10, Tarkio (Mo.) 0  
 Francis Marion (S.C.) 4, Davis & Elkins (W.Va.) 1  
 Kearney State (Neb.) 6, Saginaw Valley State (Mich.) 0  
 Washburn (Kan.) 7, St. Mary's (Texas) 3  
 St. Francis (Ill.) 1, Oklahoma City 0  
 Minnesota-Duluth 6, California Lutheran 2  
 Wilmington (Del.) 10, West Florida 8  
 Tarkio 9, Georgian Court 4  
 Saginaw Valley State 9, Davis & Elkins 5  
 Oklahoma City 4, St. Mary's 0  
 West Florida 5, California Lutheran 1  
 Pacific Lutheran 8, IUPUI-Indianapolis 7  
 Kearney State 6, Francis Marion 2  
 Washburn 2, St. Francis 1  
 Minnesota-Duluth 6, Wilmington 4  
 Tarkio 4, Wilmington 3  
 Saginaw Valley State 9, St. Francis 4  
 Oklahoma City 1, Francis Marion 0  
 West Florida 4, IUPUI-Indianapolis 0  
 Pacific Lutheran 1, Kearney State 0  
 Minnesota-Duluth 7, Washburn 5  
 Saginaw Valley State 5, Tarkio 2  
 Oklahoma City 2, West Florida 1  
 Pacific Lutheran 4, Minnesota-Duluth 0  
 Saginaw Valley State 5, Kearney State 0  
 Oklahoma City 5, Washburn 0  
 Saginaw Valley 8, Oklahoma City 7  
 Minnesota-Duluth 5, Saginaw Valley State 1  
 Pacific Lutheran 2, Minnesota-Duluth 0 (championship)

## All-Time Results

### 1989

West Florida 7, Northwood (Mich.) 0  
 Saginaw Valley State (Mich.) 2, Wisconsin-Parkside 0  
 IUPUI-Indianapolis 6, Limestone (S.C.) 2  
 Wilmington (Del.) 6, St. Mary's (Texas) 5  
 Pacific Lutheran (Wash.) 3, Bloomfield (N.J.) 1  
 Kearney State (Neb.) 3, California Lutheran 0  
 Mount Mercy (Iowa) 2, Missouri Southern 1  
 Oklahoma City 5, Davis & Elkins (W.Va.) 0  
 Wisconsin-Parkside 8, Northwood 3  
 St. Mary's 7, Limestone 0  
 Bloomfield 1, California Lutheran 0  
 Missouri Southern 4, Davis & Elkins 1  
 Saginaw Valley State 3, West Florida 2  
 IUPUI-Indianapolis 6, Wilmington 0  
 Kearney State 3, Pacific Lutheran 0  
 Oklahoma City 1, Mount Mercy 0  
 West Florida 1, Missouri Southern 0  
 Bloomfield 4, Wilmington 2  
 St. Mary's 6, Pacific Lutheran 3  
 Wisconsin-Parkside 4, Mount Mercy 0  
 Saginaw Valley State 4, IUPUI-Indianapolis 1  
 Kearney State 1, Oklahoma City 0  
 Wisconsin-Parkside 7, St. Mary's 1  
 West Florida 3, Bloomfield 0  
 IUPUI-Indianapolis 2, Wisconsin-Parkside 1  
 West Florida 2, Oklahoma City 1  
 Saginaw Valley State 5, Kearney State 3  
 West Florida 2, IUPUI-Indianapolis 1  
 Kearney State 3, West Florida 0  
 Saginaw Valley State 3, Kearney State 0 (championship)

### 1990

West Florida 5, Aquinas (Mich.) 1  
 IUPUI-Indianapolis 5, Minnesota-Duluth 3  
 Wisconsin-Parkside 5, Bloomfield (N.J.) 2  
 Pacific Lutheran (Wash.) 6, Georgia College 0  
 St. Mary's (Texas) 4, Adams State (Colo.) 0  
 Kearney State (Neb.) 8, Wilmington (Del.) 0  
 Columbia (Mo.) 3, Mount Mercy (Iowa) 1  
 Oklahoma City 10, West Virginia Wesleyan 0  
 Minnesota-Duluth 3, Aquinas 2  
 Bloomfield 5, Georgia College 1  
 Adams State 11, Wilmington 7  
 Mount Mercy 5, West Virginia Wesleyan 2  
 West Florida 2, IUPUI-Indianapolis 0  
 Wisconsin-Parkside 1, Pacific Lutheran 0  
 Kearney State 5, St. Mary's 1  
 Oklahoma City 7, Columbia 4  
 Minnesota-Duluth 2, Columbia 1  
 St. Mary's 9, Bloomfield 2  
 Pacific Lutheran 7, Adams State 3  
 Mount Mercy 7, IUPUI-Indianapolis 1  
 West Florida 5, Wisconsin-Parkside 2  
 Kearney State 1, Oklahoma City 0  
 St. Mary's 3, Minnesota-Duluth 1  
 Pacific Lutheran 2, Mount Mercy 0  
 Wisconsin-Parkside 3, St. Mary's 0  
 Pacific Lutheran 3, Oklahoma City 0  
 Pacific Lutheran 2, Wisconsin-Parkside 1  
 Kearney State 3, West Florida 1  
 Pacific Lutheran 3, West Florida 1  
 Kearney State 6, Pacific Lutheran 3 (championship)

### 1991

Siena Heights (Mich.) 6, West Florida 1  
 Puget Sound (Wash.) 6, Carson-Newman (Tenn.) 0  
 Minnesota-Duluth 2, Emporia State (Kan.) 1  
 Wilmington (Del.) 4, Columbia (Mo.) 1  
 IUPUI-Indianapolis 4, Centenary (La.) 0  
 Kennesaw State (Ga.) 1, St. Mary (Neb.) 0  
 Hawaii Loa 6, Tusculum (Tenn.) 0  
 St. Mary's (Texas) 8, St. Rose (N.Y.) 0  
 West Florida 7, Carson-Newman 5  
 Emporia State 2, Columbia 0  
 St. Mary 8, Centenary 1  
 Tusculum 13, St. Rose 8  
 Puget Sound 6, Siena Heights 3  
 Minnesota-Duluth 8, Wilmington 3  
 Kennesaw State 5, IUPUI-Indianapolis 4 (9)  
 Hawaii Loa 8, St. Mary's 1  
 West Florida 10, St. Mary's 6  
 Emporia State 3, IUPUI-Indianapolis 1  
 St. Mary 1, Wilmington 0

Tusculum 2, Siena Heights 0  
 Puget Sound 9, Minnesota-Duluth 6 (8)  
 Hawaii Loa 5, Kennesaw State 1  
 Emporia State 6, West Florida 1  
 St. Mary 8, Tusculum 7  
 Hawaii Loa 3, Puget Sound 2  
 Emporia State 12, Minnesota-Duluth 3  
 Kennesaw State 9, St. Mary 3  
 Emporia State 7, Kennesaw State 0  
 Puget Sound 1, Emporia State 0 (8)  
 Hawaii Loa 6, Puget Sound 1 (championship)

### 1992

Kennesaw State (Ga.) 10, Georgian Court (N.J.) 0  
 Columbia (Mo.) 6, St. Mary's (Texas) 5  
 West Florida 8, Milligan (Tenn.) 2  
 Huntingdon (Ala.) 5, Shawnee State (Ohio) 0  
 Hawaii-Hilo 1, Moorhead State (Minn.) 0  
 Pacific (Ore.) 3, Wilmington (Del.) 2  
 Pacific Lutheran (Wash.) 13, Jamestown (N.D.) 2  
 Jamestown (N.D.) 3, Oklahoma City 1  
 Kennesaw State 6, Columbia 0  
 Huntingdon 7, West Florida 5  
 Hawaii-Hilo 8, Pacific 0  
 Pacific Lutheran 13, St. Francis (Ill.) 0  
 St. Mary's 10, Georgian Court 1  
 Shawnee State 8, Milligan 5  
 Moorhead State 6, Wilmington 2  
 Oklahoma City 3, St. Francis 1  
 St. Mary's 5, Jamestown 3  
 Pacific 4, Shawnee State 2  
 West Florida 2, Moorhead State 0 (8)  
 Oklahoma City 4, Columbia 3  
 Huntingdon 4, Kennesaw State 3  
 Pacific Lutheran 7, Hawaii-Hilo 5  
 St. Mary's 7, Pacific 6  
 West Florida 4, Oklahoma City 3  
 Pacific Lutheran 6, Huntingdon 1  
 Kennesaw State 6, St. Mary's 1  
 West Florida 10, Hawaii-Hilo 9  
 Kennesaw State 9, West Florida 1  
 Kennesaw State 2, Huntingdon 0  
 Pacific Lutheran 3, Kennesaw State 2 (championship)

### 1993

Kennesaw State (Ga.) 2, Columbia (Mo.) 1  
 St. Mary's (Texas) 4, William Woods (Mo.) 3  
 Hawaii Pacific 2, Georgian Court (N.J.) 0  
 Mobile (Ala.) 8, Tiffin (Ohio) 0  
 Pacific Lutheran (Wash.) 6, Mary (N.D.) 2  
 West Florida 5, Wilmington (Del.) 4  
 Tusculum (Tenn.) 4, St. Francis (Ill.) 2  
 Oklahoma City 8, Moorhead State (Minn.) 6  
 William Woods 4, Columbia 2  
 Tiffin 5, Georgian Court 3  
 Mary 8, Wilmington 6  
 St. Francis 7, Moorhead State 1  
 Kennesaw State 12, St. Mary's 1  
 Hawaii Pacific 9, Mobile 1  
 West Florida 2, Pacific Lutheran 0  
 Oklahoma City 5, Tusculum 1  
 St. Mary's 3, St. Francis 2  
 Mobile 4, Mary 3  
 Pacific Lutheran 2, Tiffin 1  
 William Woods 7, Tusculum 4  
 Hawaii Pacific 2, Kennesaw State 1  
 West Florida 1, Oklahoma City 0  
 Pacific Lutheran 2, William Woods 1  
 Mobile 2, St. Mary's 0  
 Kennesaw State 8, Pacific Lutheran 1  
 Oklahoma City 12, Mobile 3  
 West Florida 3, Hawaii Pacific 2  
 Oklahoma City 8, Kennesaw State 1  
 Oklahoma City 3, Hawaii Pacific 2  
 Oklahoma City 10, West Florida 1  
 West Florida 4, Oklahoma City 2 (championship)

### 1994

Grace (Ind.) 2, Kennesaw State (Ga.) 1 (8)  
 Belmont (Tenn.) 2, William Woods (Mo.) 1 (14)  
 Huntingdon (Ala.) 5, Columbia (Mo.) 0  
 Athens State (Ala.) 2, Madonna (Mich.) 0  
 Moorhead State (Minn.) 2, Hawaii Pacific 1  
 St. Mary's (Texas) 3, Wilmington (Del.) 0  
 Pacific Lutheran (Wash.) 1, Dana (Neb.) 0

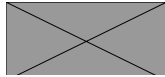
Oklahoma City 9, St. Joseph's (Maine) 1 (5)  
 Kennesaw State 3, William Woods 2  
 Madonna 8, Columbia 6  
 Hawaii Pacific 8, Wilmington 0  
 Dana 4, St. Joseph's 2  
 Grace 8, Belmont 1  
 Huntingdon 3, Athens State 0  
 St. Mary's 6, Moorhead State 3  
 Oklahoma City 3, Pacific Lutheran 2 (9)  
 Kennesaw State 4, Pacific Lutheran 1  
 Madonna 3, Moorhead State 2  
 Athens State 3, Hawaii Pacific 0  
 Dana 3, Grace 2  
 Huntingdon 3, Belmont 0  
 Oklahoma City 10, St. Mary's 2 (5)  
 Kennesaw State 4, Madonna 1 (8)  
 Athens State 9, Dana 0 (5)  
 Kennesaw State 9, Belmont 1  
 Athens State 10, St. Mary's 2 (5)  
 Oklahoma City 1, Huntingdon 0  
 Athens State 6, Kennesaw State 4  
 Athens State 4, Huntington 0  
 Oklahoma City 3, Athens State 1 (championship)

### 1995

Oklahoma City 8, Columbia (Mo.) 0 (5)  
 Simon Fraser (B.C.) 4, McKendree (Ill.) 3  
 Mobile (Ala.) 8, Coker (S.C.) 0  
 Hastings (Neb.) 1, Shawnee State (Ohio) 0  
 Hawaii Pacific 4, Westminster (Pa.) 3 (9)  
 Puget Sound (Wash.) 3, West Florida 0  
 Southern California College 2, Belmont (Tenn.) 1 (8)  
 William Woods (Mo.) 4, Athens State (Ala.) 0  
 McKendree (Ill.) 4, Columbia (Mo.) 2  
 Shawnee State 4, Coker 0  
 West Florida 6, Westminster 1  
 Belmont 2, Athens State 1  
 Oklahoma City 5, Simon Fraser 2  
 Hastings 5, Mobile 4  
 Puget Sound 7, Hawaii Pacific 2  
 Southern California College 2, William Woods 1 (8)  
 McKendree 2, William Woods 1  
 Shawnee State 1, Hawaii Pacific 0  
 West Florida 4, Mobile 0  
 Belmont 3, Simon Fraser 1  
 Oklahoma City 9, Hastings 2  
 Southern California College 3, Puget Sound 0  
 West Florida 2, Belmont 1  
 McKendree 4, Shawnee State 3  
 McKendree 10, Hastings 9  
 Puget Sound 2, West Florida 1  
 Oklahoma City 4, Southern California College 0  
 Puget Sound 2, McKendree 0  
 Puget Sound 4, Southern California College 3  
 Oklahoma City 3, Puget Sound 1 (championship)

### 1996

Oklahoma City 12, Columbia (Mo.) 0 (5)  
 St. Francis (Ill.) 6, Athens State (Ala.) 3  
 Pacific Lutheran (Wash.) 3, Houston Baptist (Texas) 2  
 Hawaii Pacific 4, Lee (Tenn.) 0  
 Shawnee State (Ohio) 9, St. Joseph's (Maine) 0 (5)  
 William Woods (Mo.) 7, Southern Wesleyan (S.C.) 1  
 Azusa Pacific (Calif.) 6, Peru State (Neb.) 2  
 Webber (Fla.) 3, Mobile (Ala.) 0  
 Athens State 5, Columbia 3  
 Lee 5, Houston Baptist 4  
 St. Joseph's 9, Southern Wesleyan 1 (5)  
 Mobile 3, Peru State 2  
 Oklahoma City 7, St. Francis 0  
 Pacific Lutheran 5, Hawaii Pacific 1  
 Shawnee State 8, William Woods 0 (5)  
 Azusa Pacific 8, Webber 5  
 Mobile 4, St. Francis 3  
 Hawaii Pacific 8, St. Joseph's 3  
 Lee 1, William Woods 0  
 Athens State 2, Webber 1  
 Oklahoma City 6, Pacific Lutheran 4  
 Shawnee State 7, Azusa Pacific 0  
 Athens State 10, Lee 0 (5 innings)  
 Hawaii Pacific 5, Mobile 4  
 Athens State 4, Pacific Lutheran 2  
 Hawaii Pacific 6, Azusa Pacific 5  
 Oklahoma City 3, Shawnee State 1  
 Hawaii Pacific 4, Athens State 0



# All-Time Results

Shawnee State 2, Hawaii Pacific 1  
Shawnee State 1, Oklahoma City 0  
Oklahoma City 9, Shawnee State 1 (championship)

## 1997

Hawaii Pacific 3, St. Francis (Ill.) 1 (10)  
William Woods (Mo.) 6, Southeastern Oklahoma 1  
Athens State (Ala.) 2, Olivet Nazarene (Ill.) 0  
Pacific Lutheran (Wash.) 4, Houston Baptist (Texas) 2  
Mobile (Ala.) 4, Northwestern 2  
Azusa Pacific (Calif.) 8, Lipscomb (Tenn.) 1  
Shawnee State (Ohio) 3, Oregon Tech 2  
Oklahoma City 8, Georgian Court (N.J.) 0  
Hawaii Pacific 2, William Woods 1 (11)  
Pacific Lutheran 9, Athens State 2  
Mobile 5, Azusa Pacific 2  
Oklahoma City 6, Shawnee State 1  
Pacific Lutheran 6, Hawaii Pacific 2  
Oklahoma City 8, Mobile 0  
Oklahoma City 9, Pacific Lutheran 0  
St. Francis 3, Southeastern Oklahoma 2  
Houston Baptist 6, Olivet Nazarene 3  
Northwestern 4, Lipscomb 3  
Oregon Tech 8, Georgian Court 0 (5)  
William Woods 1, Oregon Tech 0  
Athens State 8, Northwestern 0  
Azusa Pacific 3, Houston Baptist 0  
St. Francis 8, Shawnee State 7  
Athens State 5, William Woods 1  
Azusa Pacific 7, St. Francis 0  
Hawaii Pacific 4, Azusa Pacific 2 (11)  
Athens State 6, Mobile 2  
Athens State 5, Hawaii Pacific 3 (6)  
Athens State 2, Pacific Lutheran 1  
Athens State 3, Oklahoma City 2  
Oklahoma City 12, Athens State 0 (championship)

## 1998

Oklahoma City 12, Georgian Court (N.J.) 1 (6)  
Athens State (Ala.) 6, Lee (Tenn.) 2  
William Woods (Mo.) 1, Olivet Nazarene (Ill.) 0  
Western Washington 6, Southern California College 5 (8)  
Simon Fraser (B.C.) 4, Bellevue (Neb.) 0  
Shawnee State (Ohio) 4, Lindenwood (Mo.) 1  
Houston Baptist (Texas) 2, Lipscomb (Tenn.) 1  
Mobile (Ala.) 7, McKendree (Ill.) 6  
Lee 3, Georgia Court 2 (8 innings)  
Southern California College 6, Olivet Nazarene 3  
Lindenwood 4, Bellevue 1  
Lipscomb 3, McKendree 0  
Oklahoma City 3, Athens State 0  
Western Washington 4, William Woods 1  
Simon Fraser 2, Shawnee State 0  
Mobile 6, Houston Baptist 0  
Lipscomb 5, Athens State 0  
Lindenwood 5, William Woods 2  
Southern California College 6, Shawnee State 2  
Houston Baptist 7, Lee 3  
Western Washington 4, Oklahoma City 3  
Simon Fraser 8, Mobile 0 (6 innings)  
Southern California College 1, Houston Baptist 0  
Lindenwood 3, Lipscomb 2 (9 innings)  
Oklahoma City 10, Southern California 0 (6)  
Mobile 5, Lindenwood 4  
Western Washington 5, Simon Fraser 2  
Oklahoma City 9, Mobile 1  
Simon Fraser 3, Oklahoma City 2  
Western Washington 5, Simon Fraser 1 (championship)

## 1999

Simon Fraser (B.C.) 14, Lindenwood (Mo.) 2  
St. Edward's (Texas) 3, Georgia Southwestern 1  
Spring Hill 6, Union (Tenn.) 4 (8 innings)  
Eastern Oregon 8, Olivet Nazarene 2  
Southern California College 5, Columbia 1  
Mobile (Ala.) 8, Nova Southeastern (Fla.) 0 (6)  
McKendree (Ill.) 7, Mary (N.D.) 0  
Oklahoma City 12, St. Joseph's (Maine) 0 (5)  
Lindenwood 10, Georgia Southwestern 4  
Olivet Nazarene 4, Union 3  
Nova Southeastern 4, Columbia 3  
Mary 8, St. Joseph's 0 (5 innings)  
Simon Fraser 4, St. Edward's 1  
Eastern Oregon 2, Spring Hill 0

Southern California 3, Mobile 1  
Oklahoma City 6, McKendree 3  
St. Edward's 5, Mary 4  
Spring Hill 3, Nova Southeastern 0  
Olivet Nazarene 2, Mobile 0  
McKendree 1, Lindenwood 0  
Simon Fraser 16, Eastern Oregon 1 (5)  
Oklahoma City 5, Southern California 4  
McKendree 2, Olivet Nazarene 0  
Spring Hill 5, St. Edward's 2  
Eastern Oregon 1, McKendree 0  
Spring Hill 4, Southern California 1  
Simon Fraser 3, Oklahoma City 2  
Spring Hill 1, Eastern Oregon 0 (8)  
Oklahoma City 4, Spring Hill 2  
Simon Fraser 7, Oklahoma City 3 (championship)

## 2000

Simon Fraser (B.C.) 6, Montreat (N.C.) 0  
Lipscomb (Tenn.) 4, Bellevue (Neb.) 1  
Lindenwood (Mo.) 3, Georgian Court (N.J.) 0  
Mary (N.D.) 2, St. Ambrose (Iowa) 1  
Azusa Pacific (Calif.) 3, Athens State (Ala.) 0  
Eastern Oregon 3, Mobile (Ala.) 0  
Walsh (Ohio) 3, Nova Southeastern (Fla.) 2  
Oklahoma City 7, Cornerstone (Ohio) 1  
Bellevue 2, Montreat 1  
St. Ambrose 8, Georgian Court 6  
Athens State 2, Mobile 1  
Nova Southeastern 1, Cornerstone 0  
Simon Fraser 6, Lipscomb 3  
Lindenwood 4, Mary 2  
Eastern Oregon 2, Azusa Pacific 0  
Oklahoma City 7, Walsh 2  
Lipscomb 3, Nova Southeastern 1  
Athens State 10, Mary 6  
Azusa Pacific 4, St. Ambrose 0  
Walsh 5, Bellevue 4  
Simon Fraser 9, Lindenwood 5  
Oklahoma City 10, Eastern Oregon 0  
Azusa Pacific 7, Walsh 0  
Athens State 2, Lipscomb 1  
Azusa Pacific 4, Lindenwood 3  
Athens State 1, Eastern Oregon 0  
Oklahoma City 10, Simon Fraser 2  
Azusa Pacific 1, Athens State 0  
Azusa Pacific 7, Simon Fraser 0  
Oklahoma City 5, Azusa Pacific 1 (championship)

## 2001

Oklahoma City 3, Shawnee State (Ohio) 0  
Concordia (Ore.) 2, Culver-Stockton (Mo.) 1  
Point Loma Nazarene (Calif.) 8, Aquinas (Mich.) 0  
Mobile (Ala.) 4, Saint Xavier (Ill.) 1  
Mary (N.D.) 4, Montreat (N.C.) 3  
Simon Fraser (B.C.) 6, Georgian Court (N.J.) 2  
Athens State (Ala.) 7, Nova Southeastern (Fla.) 0  
Union (Tenn.) 10, Dordt (Iowa) 4  
Shawnee State 1, Culver-Stockton 0  
Saint Xavier 3, Aquinas 2 (8)  
Georgian Court 6, Montreat 3  
Nova Southeastern 5, Dordt 3  
Oklahoma City 4, Concordia 3 (9)  
Mobile 3, Point Loma Nazarene 0  
Simon Fraser 5, Mary 4  
Union 3, Athens State 0  
Nova Southeastern 6, Concordia 0  
Point Loma Nazarene 2, Georgian Court 0 (9)  
Saint Xavier 1, Mary 0  
Athens State 2, Shawnee State 1  
Oklahoma City 5, Mobile 0  
Simon Fraser 4, Union 0  
Athens State 2, Saint Xavier 0  
Point Loma Nazarene 6, Nova Southeastern 0  
Mobile 4, Athens State 3  
Union 4, Point Loma Nazarene 1  
Oklahoma City 3, Simon Fraser 1  
Union 3, Mobile 0  
Simon Fraser 4, Union 0  
Oklahoma City 5, Simon Fraser 3 (championship)

## 2002

Georgian Court (N.J.) 3, Athens State (Ala.) 2 (10)  
Northwestern (Iowa) 2, Ohio Dominican 0

Mary (N.D.) 4, Concordia (Mich.) 3  
Saint Xavier (Ill.) 4, Mid-Continent (Ky.) 0  
(1) Oklahoma City 9, Georgian Court 0  
(8) Oklahoma Christian 3, (9) Biola (Calif.) 0  
(12) Spring Hill (Ala.) 5, (5) Point Loma Nazarene (Calif.) 1  
(4) Mobile (Ala.) 3, Northwestern (Iowa) 0  
Mary 2, (3) Union (Tenn.) 0  
(11) Houston Baptist (Texas) 1, (6) Columbia (Mo.) 0  
(7) Oklahoma Baptist 5, (10) Nova Southeastern (Fla.) 0  
(2) Simon Fraser (B.C.) 3, Saint Xavier (Ill.) 0  
Oklahoma City 3, Oklahoma Christian 1  
Mobile 11, Spring Hill 0  
Mary 5, Houston Baptist 1  
Simon Fraser 3, Oklahoma Baptist 0  
Ohio Dominican 4, Athens State 0  
Point Loma Nazarene 8, Biola 0  
Concordia 4, Mid-Continent 2  
Columbia 7, Nova Southeastern 3  
Union 2, Columbia 0  
Saint Xavier 4, Concordia 0  
Point Loma Nazarene 7, Georgian Court 2  
Ohio Dominican 3, Northwestern 1  
Oklahoma Christian 1, Ohio Dominican 0  
Point Loma Nazarene 3, Spring Hill 2  
Houston Baptist 6, Saint Xavier 0  
Oklahoma Baptist 1 Union 0 (10)  
Oklahoma City 1, Mobile 0 (12)  
Simon Fraser 5, Mary 2  
Point Loma Nazarene 3, Oklahoma Christian 0  
Oklahoma Baptist 1, Houston Baptist 0  
Point Loma Nazarene 8, Mary 0  
Oklahoma Baptist 4, Mobile 3  
Oklahoma City 4, Simon Fraser 2  
Point Loma Nazarene 5, Oklahoma Baptist 1  
Point Loma Nazarene 3, Simon Fraser 0  
Point Loma Nazarene 1, Oklahoma City 0  
Oklahoma City 2, Point Loma Nazarene 1 (8) (championship)

## 2003

Walsh (Ohio) 4, Marian (Ind.) 1  
Mary (N.D.) 4, Wilmington (Del.) 0  
Midland Lutheran (Neb.) 5, Athens State (Ala.) 2  
Brescia (Ky.) 5, Warner Southern (Fla.) 1  
(8) Olivet Nazarene (Ill.) 5, (9) Oklahoma Baptist 2  
(12) Oklahoma Christian 1, (5) Thomas (Ga.) 0  
(6) Columbia (Mo.) 3, (11) Spring Hill (Ala.) 0  
(10) Oklahoma City 2, (7) Union (Tenn.) 0  
(1) Mobile (Ala.) 6, Walsh 0  
(4) Houston Baptist (Texas) 2, Mary 0  
(3) Point Loma Nazarene (Calif.) 8, Midland Lutheran 0  
(2) Simon Fraser (B.C.) 8, Brescia (Ky.) 0  
Athens State 1, Spring Hill 0  
Union 4, Warner Southern 2  
Olivet Nazarene 1, Mobile 0  
Oklahoma Christian 1, Houston Baptist 0 (12)  
Point Loma Nazarene 4, Columbia 0  
Simon Fraser 2, Oklahoma City 0  
Oklahoma Baptist 8, Marian 1  
Thomas 12, Wilmington 3  
Athens State 5, Walsh 1  
Mary 3, Union 2  
Oklahoma Baptist 6, Midland Lutheran 0  
Tomas 6, Brescia 0  
Mobile 2, Thomas 1  
Oklahoma Baptist 1, Houston Baptist 0  
Mary 3, Columbia 1  
Oklahoma City 7, Athens State 0  
Olivet Nazarene 6, Oklahoma Christian 4  
Simon Fraser 4, Point Loma Nazarene 3  
Mary 6, Oklahoma City 1  
Mobile 2, Oklahoma Baptist 1  
Simon Fraser 5, Olivet Nazarene 0  
Mary 16, Oklahoma Christian 6  
Mobile 4, Point Loma Nazarene 2  
Mobile 5, Mary 2  
Mobile 1, Olivet Nazarene 0  
Mobile 2, Simon Fraser 1  
Simon Fraser 3, Mobile 1 (championship)

## 2004

St. Mary (Neb.) 4, Cornerstone (Mich.) 2  
Saint Xavier (Ill.) 3, Athens State (Ala.) 0  
Webber International (Fla.) 2, Union (Tenn.) 0  
Brescia (Ky.) 6, Rio Grande (Ohio), 2  
(8) California Baptist 3, (9) Oklahoma City, 2 (10)

## All-Time Results

(1) Thomas (Ga.) 11, St. Mary 0  
 (4) Mobile (Ala.) 5, Saint Xavier 2  
 (5) Houston Baptist (Texas) 1, (12) Lee (Tenn.) 0 (9)  
 (11) St. Scholastica (Minn.) 3, (6) Columbia (Mo.) 0  
 (3) Science & Arts (Okla.) 3, Webber International 1  
 (2) Simon Fraser (B.C.) 5, Brescia 0  
 (7) Point Loma Nazarene (Calif.) 21, (10) North Georgia 1  
 Thomas 2, California Baptist 0  
 Mobile 8, Houston Baptist 0  
 Science & Arts 1, St. Scholastica 0  
 Simon Fraser 7, Point Loma Nazarene 3  
 Columbia 3, Union 0  
 Rio Grande 6, North Georgia 3  
 Oklahoma City 7, Cornerstone 0  
 Athens State 4, Lee 1  
 Columbia 1, St. Mary 0  
 Rio Grande 4, St. Xavier 3  
 Oklahoma City 5, Webber International 0  
 Brescia 1, Athens State 0  
 Thomas 2, Mobile 0  
 Simon Fraser 9, Science & Arts 3  
 Columbia 1, Point Loma Nazarene 0  
 Rio Grande 3, St. Scholastica 2  
 Oklahoma City 7, Houston Baptist 2  
 California Baptist 4, Brescia 1  
 Columbia 3, Rio Grande 2 (9)  
 Oklahoma City 3, California Baptist 0  
 Simon Fraser 4, Thomas 3  
 Mobile 5, Columbia 4  
 Oklahoma City 1, Science & Arts 0 (9)  
 Oklahoma City 6, Mobile 2  
 Thomas 1, Oklahoma City 0  
 Thomas 5, Simon Fraser 4  
 Thomas 5, Simon Fraser 4 (championship)

### 2005

Pool A  
 (1) Thomas (Ga.) def. UVA-Wise (Va.), 3-0  
 (8) Oklahoma City def. Martin Methodist (Tenn.), 2-0  
 Thomas def. Columbia (Mo.), 4-0  
 Oklahoma City def. UVA-Wise (Va.), 10-1  
 Columbia def. Martin Methodist 5-0  
 Thomas def. Oklahoma City, 4-2  
 Martin Methodist def. UVA-Wise (Va.) 6-5  
 Columbia def. Oklahoma City, 2-1  
 Thomas def. Martin Methodist, 5-1  
 Columbia def. UVA-Wise (Va.) 6-3

### Pool B

(2) Houston Baptist (Texas) def. Sioux Falls (S.D.), 7-1  
 (7) Science & Arts (Okla.) def. Ohio Dominican, 2-0  
 Houston Baptist def. Union (Tenn.), 3-0  
 Science & Arts def. Sioux Falls, 9-1  
 Union def. Ohio Dominican 5-2  
 Houston Baptist def. Science & Arts, 2-1 (8)  
 Ohio Dominican def. Sioux Falls 7-1  
 Science & Arts def. Union, 2-0  
 Houston Baptist def. Ohio Dominican, 6-4  
 Sioux Falls def. Union 3-1

### Pool C

(3) California Baptist def. Aquinas (Mich.), 3-1  
 (6) Point Loma Nazarene (Calif.) def. Mary (N.D.), 8-0  
 California Baptist def. North Georgia, 1-0 (10)  
 Point Loma Nazarene def. Aquinas, 4-1  
 North Georgia def. Mary, 8-0  
 California Baptist def. Point Loma Nazarene, 2-0  
 Mary def. Aquinas, 8-5  
 North Georgia def. Point Loma Nazarene, 3-2 (10)  
 California Baptist def. Mary, 11-2  
 North Georgia def. Aquinas 8-0

### Pool D

(4) Mobile (Ala.) def. William Penn (Iowa), 5-4  
 (5) Simon Fraser (B.C.) def. Savannah Art & Design (Ga.), 7-4  
 Mobile def. William Woods (Mo.), 5-0  
 Simon Fraser def. William Penn, 3-0  
 Savannah Art & Design def. William Woods, 2-0  
 Simon Fraser def. Mobile, 8-2  
 Savannah Art & Design def. William Penn, 5-4  
 Simon Fraser def. William Woods 8-3  
 Mobile def. Savannah Art & Design, 9-1  
 William Penn def. William Woods, 1-0

### Double-Elimination Bracket

Thomas def. Mobile, 4-2  
 California Baptist def. Science & Arts, 1-0 (8)

North Georgia def. Houston Baptist, 6-4  
 Simon Fraser def. Columbia, 5-4  
 Mobile def. Science & Arts, 3-2  
 Houston Baptist def. Columbia, 2-1  
 Thomas def. California Baptist, 5-0  
 Simon Fraser def. North Georgia, 6-1  
 Mobile def. North Georgia, 2-1 (8)  
 California Baptist def. Houston Baptist, 5-2  
 Simon Fraser def. Thomas, 8-0  
 California Baptist def. Mobile, 6-2  
 California Baptist def. Thomas, 10-4  
 Simon Fraser def. California Baptist, 7-0 (championship)

### 2006

#### Pool A

(1) Mobile (Ala.) def. Ottawa (Kan.), 10-2  
 (8) Point Loma Nazarene (Calif.) def. Evangel (Mo.), 10-0  
 Mobile def. Houston Baptist (Texas), 5-0  
 Point Loma Nazarene def. Ottawa, 5-1  
 Houston Baptist def. Evangel, 1-0  
 Mobile def. Point Loma Nazarene, 1-0 (11)  
 Evangel def. Ottawa, 8-2  
 Point Loma Nazarene def. Houston Baptist, 2-0  
 Mobile def. Evangel, 10-3  
 Houston Baptist def. Ottawa, 12-0

#### Pool B

(2) California Baptist def. Cornerstone (Mich.), 5-3  
 (7) Lee (Tenn.) def. Science & Arts (Okla.), 6-4 (8)  
 California Baptist def. Tiffin (Ohio), 9-2  
 Lee def. Cornerstone, 4-0  
 Tiffin def. Science & Arts, 4-3  
 Lee def. California Baptist, 6-1  
 Science & Arts def. Cornerstone, 3-0  
 Lee def. Tiffin, 7-4  
 California Baptist def. Science & Arts, 13-3  
 Tiffin def. Cornerstone, 7-3

#### Pool C

(3) Oklahoma City def. Grand View (Iowa), 8-0  
 (6) Concordia (Calif.) def. Savannah Art & Design (Ga.), 5-0  
 Oklahoma City def. William Woods (Mo.), 7-2  
 Concordia def. Grand View, 4-3 (8 innings)  
 Savannah Art & Design def. William Woods, 6-0  
 Oklahoma City def. Concordia, 12-2  
 Savannah Art & Design def. Grand View, 13-4  
 Concordia def. William Woods, 9-3  
 Oklahoma City def. Savannah Art & Design, 4-1  
 Grand View def. William Woods, 8-4

#### Pool D

(4) Simon Fraser (B.C.) def. Bethel (Tenn.), 15-0  
 (5) St. Gregory's (Okla.) def. Valley City State (N.D.), 3-0  
 Trevecca Nazarene (Tenn.) def. Simon Fraser, 7-3  
 Bethel def. St. Gregory's, 2-1  
 Trevecca Nazarene def. Valley City State, 2-0  
 Simon Fraser def. St. Gregory's, 7-3  
 Valley City State def. Bethel, 4-2  
 St. Gregory's def. Trevecca Nazarene, 1-0  
 Simon Fraser def. Valley City State, 10-1  
 Trevecca Nazarene def. Bethel, 5-0

### Double-Elimination Bracket

Mobile def. Simon Fraser, 7-0  
 California Baptist def. Oklahoma City, 1-0  
 Concordia def. Lee, 6-2  
 Point Loma Nazarene def. Trevecca Nazarene, 3-2  
 Simon Fraser def. Oklahoma City, 3-2  
 Trevecca Nazarene def. Lee, 3-1  
 Mobile def. California Baptist, 6-4 (8 innings)  
 Point Loma Nazarene def. Concordia, 6-0  
 Simon Fraser def. Concordia, 7-2  
 California Baptist def. Trevecca Nazarene, 2-1  
 Mobile def. Point Loma Nazarene, 1-0 (8)  
 California Baptist def. Simon Fraser, 4-3  
 California Baptist def. Point Loma Nazarene, 7-0  
 Mobile def. California Baptist, 4-1 (championship)

### 2007

#### Pool A

(1) California Baptist def. UVA-Wise (Va.), 10-1  
 Savannah Art & Design (Ga.) def. (8) Mobile (Ala.), 5-1  
 California Baptist def. Dickinson State (N.D.), 5-0  
 Mobile (Ala.) def. UVA-Wise (Va.), 11-2 (5)  
 Dickinson State (N.D.) def. Savannah Art & Design (Ga.), 7-5

California Baptist def. Mobile (Ala.), 6-1  
 Savannah Art & Design (Ga.) def. UVA-Wise (Va.), 5-2  
 Dickinson State (N.D.) def. Mobile (Ala.), 4-3  
 California Baptist def. Savannah Art & Design (Ga.), 14-1  
 Dickinson State (N.D.) def. UVA-Wise (Va.), 2-1

#### Pool B

(2) Simon Fraser (B.C.) def. Columbia (Mo.), 11-1 (5)  
 (7) Oklahoma City def. Vanguard (Calif.), 7-0  
 Simon Fraser (B.C.) def. Lee (Tenn.), 9-8  
 Oklahoma City def. Columbia (Mo.), 10-0  
 Vanguard (Calif.) def. Lee (Tenn.), 5-4  
 Oklahoma City def. Simon Fraser (B.C.), 3-1  
 Vanguard (Calif.) def. Columbia, 2-0  
 Oklahoma City def. Lee (Tenn.) 10-1  
 Simon Fraser (B.C.) def. Vanguard (Calif.), 5-4 (8)  
 Lee (Tenn.) def. Columbia (Mo.), 7-4

#### Pool C

(3) Trevecca Nazarene (Tenn.) def. Bethel (Ind.) 6-2  
 Thomas (Ga.) def. (6) Houston Baptist (Texas) 5-2  
 Trevecca Nazarene (Tenn.) def. (10) Shorter (Ga.) 5-2  
 Houston Baptist (Texas) def. Bethel (Ind.), 2-1 (8)  
 Shorter (Ga.) def. Thomas, 3-2  
 Houston Baptist (Texas) def. Trevecca Nazarene (Tenn.), 3-2  
 Bethel (Ind.) def. Thomas (Ga.), 7-1  
 Houston Baptist (Texas) def. Shorter (Ga.), 3-1  
 Trevecca Nazarene (Tenn.) def. Thomas (Ga.) 9-1 (5)  
 Bethel (Ind.) def. Shorter (Ga.), 5-1

#### Pool D

(4) Point Loma Nazarene (Calif.) def. Tiffin (Ohio), 3-1  
 (5) St. Gregory's (Okla.) def. William Penn (Iowa), 2-1  
 Point Loma Nazarene (Calif.) def. (9) Bellevue (Neb.) 9-0  
 St. Gregory's (Okla.) def. Tiffin (Ohio), 2-0  
 William Penn (Iowa) def. Bellevue (Neb.), 1-0  
 Point Loma Nazarene (Calif.) def. St. Gregory's (Okla.), 1-0 (10)  
 Tiffin (Ohio) def. William Penn (Iowa), 7-6 (10)  
 St. Gregory's (Okla.) def. Bellevue (Neb.) 3-2  
 Point Loma Nazarene (Calif.) def. William Penn (Iowa), 2-1  
 Tiffin (Ohio) vs. Bellevue def. (Neb.), 3-2

### Double-Elimination Bracket

Game 1: California Baptist def. Saint Gregory's, 5-1  
 Game 2: Point Loma def. Dickinson State, 3-2  
 Game 3: Oklahoma City def. Trevecca Nazarene, 2-0  
 Game 4: Simon Fraser def. Houston Baptist, 3-0  
 Game 5: St. Gregory's def. Dickinson State, 8-7  
 Game 6: Trevecca Nazarene def. Houston Baptist, 3-1  
 Game 7: Point Loma def. California Baptist, 5-2  
 Game 8: Oklahoma City def. Simon Fraser, 11-8  
 Game 9: Simon Fraser def. St. Gregory's, 10-3  
 Game 10: California Baptist def. Trevecca Nazarene, 3-1  
 Game 11: Oklahoma City def. Point Loma, 1-0  
 Game 12: California Baptist def. Simon Fraser, 6-1  
 Game 13: Point Loma def. California Baptist, 4-2 (12)  
 Game 14: Oklahoma City def. Point Loma, 7-2

### 2008

#### Pool A

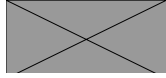
(1) California Baptist def. Indiana Southeast, 6-3  
 Bethel (Ind.) def. (8) Shorter (Ga.), 6-5 (10)  
 California Baptist def. Dickinson State (S.D.), 1-0 (12)  
 California Baptist def. Shorter, 4-2  
 California Baptist def. Bethel, 5-2  
 Shorter def. Indiana Southeast, 14-5 (6)  
 Dickinson State def. Indiana Southeast, 8-0  
 Dickinson State def. Shorter, 1-0  
 Dickinson State def. Bethel, 5-2  
 Bethel def. Indiana Southeast, 11-2 (5)

#### Pool B

(2) Point Loma Nazarene (Calif.) def. Dana (Neb.), 4-0  
 (7) St. Gregory's (Okla.) def. Warner Southern (Fla.), 4-0  
 Point Loma Nazarene def. William Carey (Miss.), 4-0  
 St. Gregory's def. Dana, 1-0  
 Point Loma Nazarene def. Warner Southern, 19-5 (5)  
 Dana def. Warner Southern, 6-5  
 William Carey def. Dana, 2-1  
 St. Gregory's def. Point Loma Nazarene, 3-2  
 St. Gregory's def. William Carey, 2-0  
 William Carey def. Warner Southern, 5-2

#### Pool C

(3) Mobile (Ala.) def. Walsh (Ohio), 2-1 (9)



# All-Time Results

Simon Fraser (B.C.) def. (6) Oklahoma City, 3-2  
 Mobile def. Columbia (Mo.), 4-2  
 Oklahoma City def. Mobile, 7-4  
 Mobile def. Simon Fraser, 8-0 (6)  
 Oklahoma City def. Walsh, 9-1  
 Columbia def. Walsh, 3-1  
 Columbia def. Oklahoma City, 4-2  
 Simon Fraser def. Columbia, 7-3  
 Simon Fraser def. Walsh, 3-2 (10)

## Pool D

(4) Trevecca Nazarene (Tenn.) def. College of Idaho, 2-1  
 (5) Lubbock Christian (Texas) def. Friends (Kan.), 5-3  
 Trevecca Nazarene def. Olivet Nazarene (Ill.), 5-2  
 Lubbock Christian def. Trevecca Nazarene, 7-3 (10)  
 Trevecca Nazarene def. Friends, 6-1  
 Lubbock Christian def. College of Idaho, 6-1  
 College of Idaho def. Friends, 6-5  
 Olivet Nazarene def. College of Idaho, 5-4  
 Olivet Nazarene def. Friends, 4-0  
 Lubbock Christian def. Olivet Nazarene, 7-1

## Double-Elimination Bracket

Game 1: California Baptist def. Trevecca Nazarene, 2-1 (12)  
 Game 2: Mobile def. Point Loma Nazarene, 6-4  
 Game 3: St. Gregory's def. Simon Fraser, 3-1  
 Game 4: Lubbock Christian def. Dickinson State, 9-0 (6)  
 Game 5: Point Loma Nazarene def. Trevecca Nazarene, 1-0  
 Game 6: Dickinson State, def. Simon Fraser, 6-1  
 Game 7: Mobile def. California Baptist, 3-2  
 Game 8: Lubbock Christian def. St. Gregory's, 3-1  
 Game 9: Point Loma Nazarene def. St. Gregory's, 2-1  
 Game 10: California Baptist def. Dickinson State, 7-0  
 Game 11: Mobile def. Lubbock Christian, 2-0  
 Game 12: Point Loma Nazarene def. California Baptist, 8-5 (8)  
 Game 13: Lubbock Christian def. Point Loma Nazarene, 4-0  
 Game 14: Lubbock Christian def. Mobile, 4-3  
 Game 15: Lubbock Christian def. Mobile, 2-1

## 2009

### Pool A

California Baptist def. Hastings (Neb.), 5-1  
 Friends (Kan.) def. Park (Mo.), 6-5  
 California Baptist def. Park, 2-0  
 Hastings def. Friends, 2-1  
 California Baptist def. Friends, 8-0  
 Park def. Hastings, 6-1

### Pool B

Lubbock Christian (Texas) def. Asbury (Ky.), 5-0  
 Shorter (Ga.) def. Morningside (Iowa), 4-0  
 Lubbock Christian def. Morningside, 8-1  
 Shorter def. Asbury, 11-0  
 Lubbock Christian def. Shorter, 8-0  
 Morningside def. Asbury, 2-0

### Pool C

Dickinson State (N.D.) def. Northwood (Texas), 10-0  
 Concordia (Calif.) def. Missouri Valley, 1-0  
 Dickinson State def. Missouri Valley, 5-0  
 Concordia def. Northwood, 2-0  
 Dickinson State def. Concordia, 3-1  
 Missouri Valley def. Northwood, 7-4

### Pool D

Point Loma Nazarene (Calif.) def. Holy Names (Calif.), 5-0  
 Madonna (Mich.) def. McKendree (Ill.), 3-1  
 Point Loma Nazarene def. McKendree, 4-0  
 Madonna def. Holy Names, 3-0  
 Point Loma Nazarene def. Madonna, 8-1  
 Holy Names def. McKendree, 6-5

### Pool E

William Carey (Miss.) def. Waldorf (Iowa), 6-2  
 Notre Dame (Ohio) def. Brenau (Ga.), 5-1  
 Brenau def. Waldorf, 3-2  
 Notre Dame def. William Carey, 4-2  
 William Carey def. Brenau, 4-3  
 Notre Dame def. Waldorf, 9-1

### Pool F

Oklahoma City def. Bethel (Tenn.), 3-0  
 Simon Fraser (B.C.) def. Georgetown (Ky.), 6-1  
 Oklahoma City def. Georgetown, 8-0  
 Simon Fraser def. Bethel, 6-2

Oklahoma City def. Simon Fraser, 7-3  
 Bethel def. Georgetown, 5-4

### Pool G

St. Gregory's (Okla.) def. SCAD Savannah (Ga.), 5-1  
 Saint Xavier (Ill.) def. Houston-Victoria (Texas), 4-0  
 St. Gregory's def. Saint Xavier, 2-1  
 Houston-Victoria def. SCAD, 3-1  
 St. Gregory's def. Houston-Victoria, 1-0  
 Saint Xavier def. SCAD, 5-1

### Pool H

Bethel (Ind.) def. Uva-Wise (Va.), 10-1  
 College of Idaho def. Martin Methodist (Tenn.), 3-2  
 Bethel def. College of Idaho, 8-4  
 Martin Methodist def. Uva-Wise (Va.), 1-0  
 Martin Methodist def. Bethel, 1-0  
 College of Idaho def. Uva-Wise (Va.), 1-0

## Double-Elimination Bracket

Game 1: California Baptist def. Martin Methodist, 9-1  
 Game 2: Point Loma Nazarene def. Notre Dame, 11-3  
 Game 3: Dickinson State def. Oklahoma City, 6-3  
 Game 4: St. Gregory's def. Lubbock Christian, 2-0  
 Game 5: Notre Dame def. Martin Methodist, 3-0  
 Game 6: Oklahoma City def. Lubbock Christian, 1-0  
 Game 7: California Baptist def. Point Loma Nazarene, 2-1  
 Game 8: St. Gregory's def. Dickinson State, 7-5  
 Game 9: Dickinson State def. Notre Dame, 9-6  
 Game 10: Oklahoma City def. Point Loma Nazarene, 1-0  
 Game 11: California Baptist def. St. Gregory's, 5-4  
 Game 12: Dickinson State def. Oklahoma City, 7-6  
 Game 13: St. Gregory's def. Dickinson State, 3-1  
 Game 14: California Baptist def. St. Gregory's, 3-2 (championship)

## 2010

### Pool A

Olivet Nazarene def. Holy Names, 9-3  
 California Baptist def. Midland Lutheran, 7-0  
 California Baptist def. Holy Names, 13-5  
 Midland Lutheran def. Olivet Nazarene, 4-1  
 Holy Names def. Midland Lutheran, 1-0  
 California Baptist def. Olivet Nazarene, 10-1 (5)

### Pool B

Trevecca Nazarene def. SCAD, 13-3  
 Lee def. Notre Dame, 4-2 (9)  
 Lee def. SCAD, 9-1 (5)  
 Trevecca Nazarene def. Notre Dame, 3-2  
 SCAD def. Notre Dame, 9-0 (6)  
 Trevecca Nazarene def. Lee, 7-6

### Pool C

Simon Fraser def. Lindsey Wilson, 2-0  
 Concordia (Ore.) def. Bellevue, 3-2 (9)  
 Lindsey Wilson def. Concordia (Ore.), 6-2  
 Simon Fraser def. Bellevue, 4-0  
 Lindsey Wilson def. Bellevue, 5-0  
 Simon Fraser def. Concordia (Ore.), 7-6 (12)

### Pool D

Bethel def. Morningside, 5-1 (8)  
 Lubbock Christian def. Indiana Southeast, 6-0  
 Lubbock Christian def. Morningside, 5-1  
 Bethel def. Indiana Southeast, 1-0  
 Morningside def. Indiana Southeast, 4-0  
 Bethel def. Lubbock Christian, 3-1

### Pool E

William Carey def. Mount Mercy, 12-5  
 California State-San Marcos def. Union, 3-2 (8)  
 California State-San Marcos def. Mount Mercy, 1-0  
 William Carey def. Union, 12-3  
 Mount Mercy def. Union, 5-4 (10)  
 William Carey def. California State-San Marcos, 2-1

### Pool F

Columbia def. Dickinson State, 1-0  
 Belhaven def. Northwood, 6-3  
 Belhaven def. Columbia, 2-1  
 Dickinson State def. Northwood, 7-1  
 Columbia def. Northwood, 2-1 (10)  
 Belhaven vs. Dickinson State, 10-0 (5)

### Pool G

Shorter def. MidAmerica Nazarene, 2-0  
 Point Loma Nazarene def. Ottawa, 5-1  
 Point Loma Nazarene def. MidAmerica Nazarene, 1-0 (8)  
 Shorter def. Ottawa, 3-0  
 MidAmerica Nazarene def. Ottawa, 6-4  
 Shorter def. Point Loma Nazarene, 2-1

### Pool H

Madonna def. Concordia (Calif.), 3-1  
 Oklahoma City def. Minot State, 4-1  
 Oklahoma City def. Madonna, 6-4  
 Minot State def. Concordia (Calif.), 5-2  
 Minot State def. Madonna, 4-0  
 Concordia (Calif.) def. Oklahoma City, 4-1

## Double-Elimination Bracket

Game 1: Oklahoma City def. California Baptist, 2-0  
 Game 2: William Carey (Miss.) def. Bethel (Ind.), 8-6 (8)  
 Game 3: Simon Fraser (B.C.) def. Belhaven (Miss.), 4-2  
 Game 4: Shorter (Ga.) def. Trevecca Nazarene (Tenn.), 3-1  
 Game 5: California Baptist def. Bethel (Ind.), 3-1  
 Game 6: Belhaven (Miss.) def. Trevecca Nazarene (Tenn.), 5-3  
 Game 7: Oklahoma City def. William Carey (Miss.), 5-1  
 Game 8: Simon Fraser (B.C.) def. Shorter (Ga.), 1-0  
 Game 9: California Baptist def. Shorter (Ga.), 3-2  
 Game 10: William Carey (Miss.) def. Belhaven (Miss.), 3-2  
 Game 11: Simon Fraser (B.C.) def. Oklahoma City, 7-6  
 Game 12: California Baptist def. William Carey (Miss.), 10-3  
 Game 13: Oklahoma City def. California Baptist, 4-3  
 Game 14: Simon Fraser (B.C.) def. Oklahoma City, 4-3 (championship)

## 2011

### Pool A

Friends (Kan.) def. MidAmerica Nazarene (Kan.), 4-3 (8)  
 California Baptist def. SUNY Canton (N.Y.), 11-0 (5)  
 California Baptist def. Friends, 5-0  
 MidAmerica Nazarene def. SUNY Canton, 8-0 (5)  
 Friends def. SUNY Canton, 4-2  
 California Baptist def. MidAmerica Nazarene, 10-0

### Pool B

Oregon Tech def. Northwood (Texas), 1-0  
 Trevecca Nazarene (Tenn.) def. Midland (Neb.), 9-0 (5)  
 Trevecca Nazarene def. Northwood, 4-0  
 Oregon Tech def. Midland, 3-0  
 Northwood def. Midland, 1-0 (8)  
 Oregon Tech def. Trevecca Nazarene, 8-0 (5)

### Pool C

Olivet Nazarene (Ill.) def. William Woods (Mo.), 9-4  
 William Carey (Miss.) def. Iowa Wesleyan, 17-0 (5)  
 William Carey def. William Woods, 5-0 (5)  
 Olivet Nazarene def. Iowa Wesleyan, 9-1 (5)  
 William Woods def. Iowa Wesleyan, 12-4  
 William Carey def. Olivet Nazarene, 3-0

### Pool D

Bethel (Ind.) def. Morningside (Iowa), 10-0 (5)  
 Cal State San Marcos def. Asbury (Ky.), 9-0 (5)  
 Cal State San Marcos def. Morningside, 5-0  
 Bethel def. Asbury, 11-4  
 Morningside def. Asbury, 10-0 (5)  
 Cal State San Marcos def. Bethel, 3-0

### Pool E

Shorter (Ga.) def. Davenport (Mich.), 3-1  
 Central Baptist (Ark.) def. Notre Dame (Ohio), 9-4  
 Central Baptist def. Davenport, 5-0  
 Shorter def. Notre Dame, 9-0 (5)  
 Notre Dame def. Davenport, 4-2  
 Shorter def. Central Baptist, 2-1

### Pool F

Lindsey Wilson (Ky.) def. Minot State (N.D.), 3-0  
 Belhaven (Miss.) def. Bellevue (Neb.), 3-0  
 Belhaven def. Minot State, 5-3  
 Lindsey Wilson def. Bellevue, 8-0 (6)  
 Bellevue def. Minot State, 6-4  
 Belhaven def. Lindsey Wilson, 3-1

### Pool G

Simon Fraser (B.C.) def. Reinhardt (Ga.), 10-2  
 Lubbock Christian (Texas) def. Simpson (Calif.), 14-6 (6)  
 Simon Fraser def. Lubbock Christian, 4-3

# All-Time Results

Simpson def. Reinhardt, 2-1  
Simpson def. Simon Fraser, 3-2  
Lubbock Christian def. Reinhardt, 8-0 (5)

## Pool H

Oklahoma City def. Mobile (Ala.), 5-1  
Azusa Pacific (Calif.) def. St. Thomas (Fla.), 9-7  
Mobile def. Azusa Pacific, 5-4  
Oklahoma City def. St. Thomas, 3-0  
Mobile def. St. Thomas, 3-0  
Oklahoma City def. Azusa Pacific, 4-1

## Double-Elimination Bracket

Game 1: California Baptist def. Oklahoma City, 1-0  
Game 2: Cal State San Marcos def. Shorter (Ga.), 2-0  
Game 3: Belhaven (Miss.) def. William Carey (Miss.), 5-2  
Game 4: Oregon Tech def. Lubbock Christian (Texas), 7-1  
Game 5: Oklahoma City def. Shorter (Ga.), 4-2  
Game 6: William Carey (Miss.) def. Lubbock Christian (Texas), 8-4  
Game 7: California Baptist def. Cal State San Marcos, 3-2 (8)  
Game 8: Oregon Tech def. Belhaven (Miss.), 4-2  
Game 9: Belhaven (Miss.) def. Oklahoma City, 7-3  
Game 10: Cal State San Marcos def. William Carey (Miss.), 9-3  
Game 11: Oregon Tech def. California Baptist, 1-0  
Game 12: Belhaven (Miss.) def. Cal State San Marcos, 1-0  
Game 13: California Baptist def. Belhaven (Miss.), 4-1  
Game 14: California Baptist def. Oregon Tech, 7-0  
Game 15: Oregon Tech def. California Baptist, 1-0 (championship)

## 2012

### Pool A

Brenau (Ga.) def. Bethany (Kan.), 7-1  
Concordia (Calif.) def. Talladega (Ala.), 8-0 (5)  
Concordia def. Bethany, 8-2  
Brenau def. Talladega, 8-0 (6)  
Bethany def. Talladega, 7-3  
Brenau def. Concordia, 2-0 (8)

### Pool B

Southern Nazarene (Okla.) def. Mobile (Ala.), 6-1  
Cal State San Marcos def. Texas Wesleyan, 10-0 (6)  
Cal State San Marcos def. Mobile, 7-5 (8)  
Southern Nazarene def. Texas Wesleyan, 13-7  
Mobile def. Texas Wesleyan, 9-2  
Cal State San Marcos def. Southern Nazarene, 7-3

### Pool C

Williams Baptist (Ark.) def. Webber International (Fla.), 2-0  
Oklahoma City def. Thomas (Ga.), 8-0  
Oklahoma City def. Webber International, 6-1  
Williams Baptist def. Thomas, 3-0  
Webber International def. Thomas, 9-6  
Oklahoma City def. Williams Baptist, 5-0

### Pool D

Lee (Tenn.) def. Reinhardt (Ga.), 2-0  
Central Baptist (Ark.) def. Morningside (Iowa), 8-0 (6)  
Reinhardt def. Central Baptist, 3-0  
Lee def. Morningside, 8-0 (5)  
Reinhardt def. Morningside, 9-0 (5)  
Central Baptist def. Lee, 7-2

### Pool E

Union (Tenn.) def. Lindsey Wilson (Ky.), 6-0  
Indiana Southeast def. Lubbock Christian (Texas), 7-5  
Lubbock Christian def. Lindsey Wilson, 6-2  
Indiana Southeast def. Union, 3-0  
Lindsey Wilson def. Indiana Southeast, 10-0 (5)  
Lubbock Christian def. Union, 3-2

### Pool F

Central Methodist (Mo.) def. Houston-Victoria (Texas), 2-0  
William Carey (Miss.) def. Indiana Wesleyan, 7-0  
William Carey def. Central Methodist, 4-0  
Houston-Victoria def. Indiana Wesleyan, 6-4 (8)  
Indiana Wesleyan def. Central Methodist, 5-4  
William Carey def. Houston-Victoria, 3-2 (9)

### Pool G

Shorter (Ga.) def. St. Gregory's (Okla.), 5-2  
Oregon Tech def. Madonna (Mich.), 5-2  
Oregon Tech def. St. Gregory's, 3-2  
Shorter def. Madonna, 8-2  
Madonna def. St. Gregory's, 6-3 (8)  
Shorter def. Oregon Tech, 5-1

### Pool H

Auburn Montgomery (Ala.) def. Olivet Nazarene (Ill.), 1-0  
Azusa Pacific (Calif.) def. William Penn (Iowa), 15-0 (5)  
Auburn Montgomery def. Azusa Pacific, 2-0  
Olivet Nazarene def. William Penn, 2-0  
Auburn Montgomery def. William Penn, 7-2  
Azusa Pacific def. Olivet Nazarene, 5-4 (10)

### Double-Elimination Bracket

Game 1: Brenau (Ga.) def. Auburn Montgomery (Ala.), 4-0  
Game 2: Central Baptist (Ark.) def. Indiana Southeast, 2-1  
Game 3: Oklahoma City def. William Carey (Miss.), 2-0  
Game 4: Shorter (Ga.) def. Cal State San Marcos, 4-3  
Game 5: Auburn Montgomery def. Indiana Southeast, 2-1 (9)  
Game 6: Cal State San Marcos def. William Carey, 7-5  
Game 7: Brenau def. Central Baptist, 8-4  
Game 8: Shorter def. Oklahoma City, 3-1  
Game 9: Oklahoma City def. Auburn Montgomery, 4-1  
Game 10: Cal State San Marcos def. Central Baptist, 4-0  
Game 11: Shorter def. Brenau, 5-1  
Game 12: Oklahoma City def. Cal State San Marcos, 1-0 (9)  
Game 13: Oklahoma City def. Brenau, 2-1  
Game 14: Shorter def. Oklahoma City, 1-0 (9) (championship)

## 2013

Game 1: No. 10 Spring Hill (Ala.) def. No. 7 Auburn Montgomery (Ala.), 6-3 (14)  
Game 2: No. 8 Reinhardt (Ga.) def. No. 9 Saint Xavier (Ill.), 3-0  
Game 3: No. 4 Oklahoma City def. No. 5 Cal State San Marcos, 8-3  
Game 4: No. 6 Williams Baptist (Ark.) def. No. 3 Lee (Tenn.), 3-1  
Game 5: No. 9 Saint Xavier (Ill.) def. No. 5 Cal State San Marcos, 3-1  
Game 6: No. 7 Auburn Montgomery (Ala.) def. No. 3 Lee (Tenn.), 4-2  
Game 7: No. 10 Spring Hill (Ala.) def. No. 2 Lubbock Christian (Texas), 9-1 (5)  
Game 8: No. 1 Concordia (Calif.) def. No. 8 Reinhardt (Ga.), 7-6  
Game 9: No. 2 Lubbock Christian (Texas) def. No. 9 Saint Xavier (Ill.), 4-2  
Game 10: No. 8 Reinhardt (Ga.) def. No. 7 Auburn Montgomery (Ala.), 2-1 (8)  
Game 11: No. 1 Concordia (Calif.) def. No. 4 Oklahoma City, 8-0 (6)  
Game 12: No. 10 Spring Hill (Ala.) def. No. 6 Williams Baptist (Ark.), 7-1  
Game 13: No. 2 Lubbock Christian (Texas) def. No. 4 Oklahoma City, 6-1  
Game 14: No. 6 Williams Baptist (Ark.) def. No. 8 Reinhardt (Ga.), 4-0  
Game 15: No. 1 Concordia (Calif.) def. No. 10 Spring Hill (Ala.), 1-0  
Game 16: No. 2 Lubbock Christian (Texas) def. No. 6 Williams Baptist (Ark.), 2-1  
Game 17: No. 10 Spring Hill (Ala.) def. No. 2 Lubbock Christian (Texas), 4-2  
Game 18: No. 1 Concordia (Calif.) def. No. 10 Spring Hill (Ala.), 8-3 (Championship)

## 2014

Game 1: No. 7 Lindsey Wilson (Ky.) def. No. 10 College of Idaho, 1-0 (9)  
Game 2: No. 8 Oklahoma City def. No. 9 Simpson (Calif.), 15-2 (6)  
Game 3: No. 5 Reinhardt (Ga.) def. No. 4 St. Gregory's (Okla.), 6-0  
Game 4: No. 6 William Carey (Miss.) def. No. 3 Olivet Nazarene (Ill.), 2-0  
Game 5: No. 4 St. Gregory's (Okla.) def. No. 9 Simpson (Calif.), 3-2  
Game 6: No. 10 College of Idaho def. No. 3 Olivet Nazarene (Ill.), 3-0  
Game 7: No. 2 Auburn Montgomery (Ala.) def. No. 7 Lindsey Wilson (Ky.), 3-0  
Game 8: No. 8 Oklahoma City def. No. 1 LSU Alexandria (La.), 2-0  
Game 9: No. 7 Lindsey Wilson (Ky.) def. No. 4 St. Gregory's (Okla.), 7-0  
Game 10: No. 10 College of Idaho def. No. 1 LSU Alexandria (La.), 1-0  
Game 11: No. 5 Reinhardt (Ga.) def. No. 8 Oklahoma City, 3-2  
Game 12: No. 2 Auburn Montgomery (Ala.) def. No. 6 William Carey (Miss.), 2-1  
Game 13: No. 8 Oklahoma City def. No. 7 Lindsey Wilson (Ky.), 4-0  
Game 14: No. 6 William Carey (Miss.) def. No. 10 College of Idaho, 6-5 (9)  
Game 15: No. 2 Auburn Montgomery (Ala.) def. No. 5 Reinhardt (Ga.), 2-0  
Game 16: No. 6 William Carey (Miss.) def. No. 8 Oklahoma City, 7-0  
Game 17: No. 6 William Carey (Miss.) def. No. 5 Reinhardt (Ga.), 7-6 (10)  
Game 18: No. 6 William Carey (Miss.) def. No. 2 Auburn Montgomery (Ala.), 7-4 (Championship)  
Game 19: No. 2 Auburn Montgomery (Ala.) def. No. 6 William Carey (Miss.), 10-6 (If Necessary Championship)

## 2015

Game 1: No. 7 Oregon Tech def. Dickinson State (N.D.), 7-5  
Game 2: No. 9 Concordia (Ore.) def. No. 8 William Carey (Miss.), 5-0  
Game 3: No. 5 Central Methodist (Mo.) def. No. 4 Campbellsville (Ky.), 6-5 (8)  
Game 4: No. 3 Lindsey Wilson (Ky.) def. No. 6 Mobile (Ala.), 2-1  
Game 5: No. 8 William Carey (Miss.) def. No. 4 Campbellsville (Ky.), 3-1  
Game 6: No. 6 Mobile (Ala.) def. No. 10 Dickinson State (N.D.), 2-1  
Game 7: No. 2 Auburn Montgomery (Ala.) def. Oregon Tech, 7-0  
Game 8: No. 9 Concordia (Ore.) def. No. 1 LSU Alexandria (La.) 10-9 (9)  
Game 9: No. 7 Oregon Tech def. No. 8 William Carey (Miss.), 3-0  
Game 10: No. 1 LSU Alexandria def. Mobile (Ala.), 5-2  
Game 11: No. 9 Concordia (Ore.) def. No. 5 Central Methodist (Mo.), 7-1  
Game 12: No. 2 Auburn Montgomery (Ala.) def. No. 3 Lindsey Wilson (Ky.), 5-1  
Game 13: No. 7 Oregon Tech def. No. 5 Central Methodist (Mo.), 4-3 (16)  
Game 14: No. 3 Lindsey Wilson 9Ky.0 def. No. 1 LSU Alexandria, 9-5 (8)  
Game 15: No. 2 Auburn Montgomery (Ala.) def. No. 9 Concordia (Ore.), 9-0 (5)

Game 16: No. 3 Lindsey Wilson (Ky.) def. No. 7 Oregon Tech, 8-1  
Game 17: No. 3 Lindsey Wilson (Ky.) def. No. 9 Concordia (Ore.), 5-3

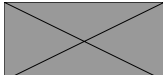
Game 18: No. 3 Lindsey Wilson (Ky.) def. No. 2 Auburn Montgomery (Ala.), 3-0 (Championship)  
Game 19: Auburn Montgomery (Ala.) def. No. 3 Lindsey Wilson (Ky.), 10-0 (6) (If Necessary Championship)

## 2016

Game 1: No. 10 Weber International (Fla.) def. No. 7 Morningside (Iowa), 5-2 (9)  
Game 2: No. 8 Marian (Ind.) def. No. 9 Williams Baptist (Ark.), 2-0 (6)  
Game 3: No. 4 Saint Xavier (Ill.) def. No. 5 Simpson (Calif.), 1-0  
Game 4: No. 6 Southeastern (Fla.) def. No. 3 St. Gregory's (Okla.), 10-6  
Game 5: No. 9 Williams Baptist (Ark.) def. No. 5 Simpson (Calif.), 1-0  
Game 6: No. 3 St. Gregory's (Okla.) def. No. 7 Morningside (Iowa), 9-6  
Game 7: No. 2 Auburn Montgomery (Ala.) def. No. 10 Weber International (Fla.), 8-0  
Game 8: No. 1 Oklahoma City def. No. 8 Marian (Ind.), 3-2  
Game 9: No. 9 Williams Baptist (Ark.) def. No. 10 Weber International (Fla.), 10-4  
Game 10: No. 3 St. Gregory's (Okla.) def. 8 Marian (Ind.), 4-0  
Game 11: No. 4 Saint Xavier (Ill.) def. No. 1 Oklahoma City, 1-0  
Game 12: No. 6 Southeastern (Fla.) def. No. 2 Auburn Montgomery (Ala.), 4-1  
Game 13: No. 1 Oklahoma City def. No. 9 Williams Baptist (Ark.), 7-1  
Game 14: No. 2 Auburn Montgomery (Ala.) def. No. 3 St. Gregory's (Okla.), 3-3 (9)  
Game 15: No. 4 Saint Xavier (Ill.) def. No. 6 Southeastern (Fla.), 3-0  
Game 16: No. 1 Oklahoma City def. No. 2 Auburn Montgomery (Ala.), 4-3  
Game 17: No. 1 Oklahoma City def. No. 6 Southeastern (Fla.), 8-1 (10)  
Game 18: No. 1 Oklahoma City def. No. 4 Saint Xavier (Ill.), 2-0 (Championship)  
Game 19: No. 1 Oklahoma City def. No. 4 Saint Xavier (Ill.), 5-0 (If Necessary Championship)

## 2017

Game 1: No. 10 Ottawa (Kan.) def. No. 7 Warner (Fla.), 4-2  
Game 2: No. 8 Southern Oregon def. No. 9 Indiana Wesleyan, 4-3  
Game 3: No. 5 LSU Alexandria (La.) def. No. 4 Davenport (Mich.), 4-0  
Game 4: No. 6 Corban (Ore.) def. No. 3 Marian (Ind.), 6-3  
Game 5: No. 4 Davenport (Mich.) def. No. 9 Indiana Wesleyan, 3-2  
Game 6: No. 7 Warner (Fla.) def. No. 3 Marian (Ind.), 6-3  
Game 7: No. 2 Columbia (Mo.) def. No. 10 Ottawa (Kan.), 2-1 (8)  
Game 8: No. 1 Oklahoma City def. No. 8 Southern Oregon, 4-0  
Game 9: No. 4 Davenport (Mich.) def. Ottawa (Kan.), 4-0  
Game 10: No. 8 Southern Oregon def. Warner (Fla.), 4-3  
Game 11: No. 1 Oklahoma City def. LSU Alexandria (La.), 2-1  
Game 12: No. 6 Corban (Ore.) def. Columbia (Mo.), 5-0  
Game 13: No. 5 LSU Alexandria (La.) def. No. 4 Davenport (Mich.), 2-0  
Game 14: No. 2 Columbia (Mo.) def. No. 8 Southern Oregon, 5-2  
Game 15: No. 1 Oklahoma City def. Corban (Ore.), 2-0  
Game 16: No. 5 LSU Alexandria (La.) def. No. 2 Columbia (Mo.), 6-4  
Game 17: No. 6 Corban (Ore.) def. No. 5 LSU Alexandria (La.), 4-2  
Game 18: No. 1 Oklahoma City def. No. 6 Corban (Ore.), 4-1



## Awards

### World Series Most Valuable Player

1981	Brenda Stolle, Emporia State (Kan.)
1982	Cheri Kempf, Missouri Western
1983	Rhonda Clark, Emporia State (Kan.)
1984	Rhonda Clark, Emporia State (Kan.)
1985	Laura Klamm, Washburn (Kan.)
1986	Leticia Morales, St. Mary's (Texas)
1987	Melissa Moyers, Francis Marion (S.C.)
1988	Karen Stout, Pacific Lutheran (Wash.)
1989	Julie Bydalek, Saginaw Valley State (Mich.)
1990	Susan Johnson, Kearney State (Neb.)
1991	Shannon Akau, Hawaii Loa
1992	Becky Hoddevik, Pacific Lutheran (Wash.)
1993	Danelle Harvey, West Florida
1994	Tracy Mosley, Oklahoma City
1995	Tammy Braithwaite, Oklahoma City
1996	Kim White, Shawnee State (Ohio)
1997	Dawn Beard, Athens State (Ala.)
1998	Sonya Joseph, Western Washington
1999	Kathy Iggulden, Simon Fraser (B.C.)
2000	Sonia Ortiz, Oklahoma City
2001	Alexandra Boily, Oklahoma City
2002	Lindsey Voss, Oklahoma City
2003	Erin Thomas, Simon Fraser (B.C.)
2004	Cathy Andrijaszyn, Thomas (Ga.)
2005	Ashley Lanz, Simon Fraser (B.C.)
2006	Linden Jones, Mobile (Ala.)
2007	Dasha Shembereva, Oklahoma City
2008	Raquel Hawkins, Lubbock Christian (Texas)
2009	Ashley Boyd, California Baptist (Calif.)
2010	Jessie Harris, Simon Fraser (B.C.)
2011	Jackie Imhof, Oregon Tech
2012	Maddie Bray, Shorter (Ga.)
2013	Caitrin Debaun, Concordia (Calif.)
2014	Cassie Daniels, Auburn Montgomery (Ala.)
2015	Cassie Daniels, Auburn Montgomery (Ala.)
2016	Georgia Wall, Oklahoma City
2017	Georgia Wall, Oklahoma City

### Player of the Year

1998	Cindy Yan, Oklahoma City
1999	Cindy Yan, Oklahoma City
2000	Christie Liu XuQing, Oklahoma City
2001	Cheryl Bolding, Point Loma Nazarene (Calif.)
2002	Cheryl Bolding, Point Loma Nazarene (Calif.)
2003	Shannon Rossiter, Simon Fraser (B.C.)
2004	Cari Irwin, Simon Fraser (B.C.)
2005	Yuruby Alicart, Thomas (Ga.)
2006	Colleen Kilduff, Saint Xavier (Ill.)
2007	Melody Murphy, Oklahoma City
2008	Heather Vaughn, Emmanuel (Ga.)
2009	Amanda Howard, Oklahoma City
2010	Kim Frazier, Lubbock Christian (Texas)
2011	Christen Kirchner, Central Baptist (Ark.)
2012	Kim Frazier, Lubbock Christian (Texas)
2013	Dominique Hannah, Lee (Tenn.)
2014	Hannah Gardner, Olivet Nazarene (Ill.)
2015	Cassie Jones, Auburn Montgomery (Ala.)
2016	Ashli Haford, St. Gregory's (Okla.)
2017	Kali Pugh, Oklahoma City

### Pitcher of the Year

1999	Dolly Johnson, Oklahoma City
2000	Kathy Iggulden, Simon Fraser (B.C.)
2001	Rachel Murray, Union (Tenn.)
2002	Lindsey Voss, Oklahoma City
2003	Melissa Passley, Mobile (Ala.)
2004	Laura Hess, Houston Baptist (Texas)
2005	Ashley Lanz, Simon Fraser (B.C.)
2006	Linden Jones, Mobile (Ala.)
2007	Amy Thomas, California Baptist
2008	Amy Thomas, California Baptist
2009	Tory Ferreira, California Baptist
2010	Johana Gomez, Lee (Tenn.)
2011	Emma Holden, California Baptist
2012	Lily LaVelle, Oklahoma City
2013	Katie Cotta, Concordia (Calif.)
2014	Nicole Nonnemacher, Saint Xavier (Ill.)
2015	Nicole Nonnemacher, Saint Xavier (Ill.)
2016	Nicole Nonnemacher, Saint Xavier (Ill.)
2017	Kathleen Daniel, Brenau (Ga.)

### Coach of the Year

1981	Wayne Daigle, Sam Houston State (Texas)
1982	Rhesa Sumrell, Missouri Western
1983	Betty Walters, Emporia State (Kan.)
1984	Betty Walters, Emporia State (Kan.)
1985	Sharlene Peter, Quincy (Ill.)
1986	Jim Zeleznak, St. Mary's (Texas)
1987	Brad Horky, Kearney State (Neb.)
1988	Ralph Weekly, Pacific Lutheran (Wash.)
1989	Art Tolfree, Saginaw Valley State (Mich.)
1990	Dan Simmons, Kearney State (Neb.)
1991	Howard Okita, Hawaii Loa
1992	Ralph Weekly, Pacific Lutheran (Wash.)
1993	Doug Palmer & Tami Cyr, West Florida
1994	Phil McSpadden, Oklahoma City
1995	Phil McSpadden, Oklahoma City
1996	Phil McSpadden, Oklahoma City
1997	Phil McSpadden, Oklahoma City
1998	Art Finney, Western Washington
1999	Mike Renney, Simon Fraser (B.C.)
2000	Phil McSpadden, Oklahoma City
2001	Phil McSpadden, Oklahoma City
2002	Phil McSpadden, Oklahoma City
2003	Mike Renney, Simon Fraser (B.C.)
2004	Thomas Macera, Thomas (Ga.)
2005	Mike Renney, Simon Fraser (B.C.)
2006	Vincent Dima, Mobile (Ala.)
2007	Phil McSpadden, Oklahoma City
2008	Shanon Hays, Lubbock Christian (Texas)
2009	Mike Smith, California Baptist
2010	Mike Renney, Simon Fraser (B.C.)
2011	Greg Stewart, Oregon Tech
2012	Al Thomas, Shorter (Ga.)
2013	Crystal Rosenthal, Concordia (Calif.)
2014	Chris Steiner-Wilcoxson, Auburn Montgomery (Ala.)
2015	Eric Newell, Auburn Montgomery (Ala.)
2016	Phil McSpadden, Oklahoma City
2017	Phil McSpadden, Oklahoma City



# All-Time All-Americans

(Updated after 2017 season)

The following is a list of players (alphabetically, by school) selected to NAIA All-America softball teams since they were first selected in 1983. The numbers following each individual indicate first- or second-team selection. Honorable Mention selections are not considered to have All-America status. Numbers following the school names correspond with the total of awards followed by the total of individuals that have been awarded.

## Arizona Christian (1/1)

2016-Abby Beasley, OF (1)

## Aquinas (Mich.) (2/2)

2009-Jacki Plough, IF (2)  
2009-Ashley Aspinall, OF (2)

## Athens State (Ala.) (16/10)

1992-Lucretia Moore, OF (1)  
1993-Melinda Dowlen, 3B (2)  
1993-Melissa Dowlen, 2B (2)  
1994-Melinda Dowlen, 2B (1)  
1994-Kelly Seamons, OF (2)  
1995-Shelly Clark, OF (1)  
1995-Melinda Dowlen, C (1)  
1995-Melissa Dowlen, IF (1)  
1995-Kami Fondersmith, IF (1)  
1995-Kisha Frey, P (1)  
1995-Kelly Seamons, IF (1)  
1996-Shelly Clark, IF (1)  
1996-Leslie Westmoreland, IF (1)  
1996-Kami Fondersmith, C (2)  
1997-Janice Alexander, C (2)  
1998-Karen Jose, DP (1)

## Auburn Montgomery (Ala.) (10/6)

2010-Brandi Richards, At-Large (1)  
2011-Brandi Richards, UTL (2)  
2012-Brandi Richards, UTL (1)  
2012-Shea Driggers, DP (2)  
2013-Cassie Daniels, P (2)  
2013-Katie Spain, IF (2)  
2014-Cassie Daniels, P (1)  
2014-Lauren Shaw, C (2)  
2015- Cassie Jones, P (1)  
2016-Taylor Powell, P (1)

## Ave Maria (Fla.) (1/1)

2015- Kingsley Avery, OF (2)

## Avila (Mo.) (1/1)

2002-Jinny Chapman, IF (2)

## Azusa Pacific (Calif.) (6/5)

1997-Natalie Kirkbride, C (2)  
2000-Amanda Dorow, P (1)  
2000-Lorna Lyttle, OF (2)  
2000-Jodi Miller, P (2)  
2001-Amanda Dorow, P (2)  
2003-Rachel Alkire, IF (2)

## Bacone (Okla.) (3/3)

2004-Katrina Parham, IF (2)  
2005-Megan Melancon, P (2)  
2005-Brandy Hill, IF (2)

## Belhaven (Miss.) (10/6)

2007-Britney Webb, OF (2)  
2008-Lauren Biediger, IF (1)  
2008-Mallory Meadows, DP (1)  
2009-Mallory Meadows, OF (1)  
2010-Britney Webb, IF (1)  
2010-Sarah Burns, P (2)  
2010-Christina Jaques, IF (2)  
2011-Sarah Burns, P (2)  
2011-Christina Jaques, IF (2)  
2014-Dominique Corona, OF (1)

## Bellevue (Neb.) (19/15)

2000-Mandy Duyen, IF (1)  
2000-Kelly Secord, DP (1)  
2000-Kari Witherspoon, P (1)  
2000-Shannon Hughes, IF (2)  
2002-Lindsey Bredar, IF (1)  
2002-Molly Peterson, OF (1)  
2003-Molly Peterson, OF (1)  
2004-Lindsey Bredar, IF (2)  
2005-Lindsey Bredar, IF (1)  
2007-Jennifer Miller, At-Large (2)  
2008-Jennifer Miller, P (2)  
2008-Sarah Walck, C (2)  
2008-Skye Wakefield, At-Large (2)  
2009-Jordann Ellis, OF (2)  
2013-Kelsie Bridgeford, OF (1)  
2013-Amanda Neumann, UTL (2)  
2015- Ashley Gigax, IF (1)  
2017-Erin Sharpe, INF (1)  
2017-Kelli Fisher, At-LP (1)

## Belmont (Tenn.) (5/4)

1993-Crystal Nelson, OF (2)  
1993-Sherri Wright, P (2)  
1994-Sherri Wright, P (2)  
1995-April Faircloth, P (1)  
1995-Kim Stanfill, C (2)

## Bethany (Kan.) (1/1)

1993-Sherry Emig, C (2)

## Bethel (Ind.) (11/9)

1996-Jennifer Howell, IF (2)  
1999-April Allison, IF (1)  
1999-Megan Daly, C (2)  
2007-Brittney Hire, At-Large (1)  
2008-Brittney Hire, At-Large (1)  
2008-Sarah Rassi, IF (2)  
2008-Katie Booher, UTL (2)  
2010-Brittney Fisher, C (1)  
2010-Katie Booher, UTL (1)  
2010-Holly Weaver, DP (2)  
2012-Natalie Newell, UTL (2)

## Bethel (Tenn.) (1/1)

2016-Amanda Brandenburg, IF (1)

## Biola (Calif.) (8/8)

2001-Jessica Logsdon, P (2)  
2002-Joanna Gray, OF (1)  
2002-Crystal Roberts, IF (2)  
2005-Stacey Duncan, OF (2)  
2006-Amanda Kesterson, OF (1)  
2007-Lindsay Nuckolls, IF (2)  
2011-CeCe Luster, DP (2)  
2014-Reba DePriest, P (2)

## Briar Cliff (Iowa) (1/1)

1999-Angie Kristensen, OF (2)

## Brenau (Ga.) (3/3)

2011-Jenny Shepard, DP (1)  
2011-Tiffany Schandera, IF (1)  
2017-Kathleen Daniel, P (1)

## Bryan (Tenn.) (1/1)

2014-Heidi Daniel, DP (1)

## California Baptist (27/17)

2005-Candice Thomas, At-Large (1)  
2005-Amanda Xavier, At-Large (1)  
2005-Kristen Hernandez, IF (2)  
2005-Tami Trujillo, UTL (2)  
2006-Chantal Millard, IF (1)  
2006-Tami Trujillo, C (1)  
2006-Candice Thomas, P (1)  
2006-Sarah Sherman, P (2)  
2007-Amy Thomas, P (1)  
2007-Candice Thomas, At-Large (1)  
2007-Chantal Millard, IF (2)  
2008-Amy Thomas, P (1)  
2008-Chantal Millard, IF (1)

2008-Sara Gorforth, OF (1)  
2009-Tory Ferreira, P (1)  
2009-Nikki Lowe, IF (1)  
2009-Ashley Boyd, At-Large (1)  
2010-Emma Holden, P (1)  
2010-Ashley Boyd, IF (1)  
2010-Kendall Gorham, At-Large (1)  
2010-Nicole Shoemaker, C (2)  
2010-Tina Galinato, OF (2)  
2011-Emma Holden, P (1)  
2011-Mara Rodriguez, OF (1)  
2011-Kendall Gorham, OF (1)  
2011-Lindsay Henry, At-Large (2)  
2011-Tory Ferreira, At-Large (2)

## California Lutheran (6/6)

1986-Michelle McClaslin, IF (2)  
1987-Becky Wolfe, IF (2)  
1989-DeeAndra Pikington, UTL (1)  
1990-Kim White, UTL (2)  
1991-Brenda Frafjord, OF (2)  
1996-Diane Stark, IF (2)

## California State-San Marcos (9/6)

2010-Brenna Sandberg, P (2)  
2011-Brenna Sandberg, P (1)  
2011-Alex Miller, IF (2)  
2012-Courtney Allen, P (1)  
2012-Alyssa Dronenber, IF (1)  
2012-Alex Miller, OF (2)  
2012-Kaitlin McGinley, OF (2)  
2013-Courtney Allen, P (1)  
2015-Naomi Amu, DP (1)

## Campbellsville (Ky.) (6/4)

2013-Emma Napier, IF (2)  
2014-Kristin Benton, OF (2)  
2015- Victoria Decker, P (2)  
2016-Jacqueline Roof, INF (1)  
2016-Victoria Decker, P (2)  
2017-Jacqueline Roof, INF (2)

## Cardinal Stritch (Wis.) (1/1)

2016-Tori Burke, P (2)

## Carson-Newman (Tenn.) (7/4)

1989-Carol Zachary, DP (1)  
1990-Carol Zachary, DP (2)  
1991-Carol Zachary, P (1)  
1992-Samantha Hatcher, IF (1)  
1992-Brandi Hardin, IF (2)  
1993-Samantha Hatcher, SS (1)  
1993-Lindi Bordine, 1B (2)

## Cedarville (Ohio) (1/1)

1990-Denise DeWalt, SS (2)

## Central Baptist (Ark.) (10/7)

2011-Christen Kirchner, IF (1)  
2011-Kayla Lucas, IF (1)  
2011-Kiara Bonner, At-Large (1)  
2011-Jessica Bock, P (2)  
2012-Jessica Bock, P (1)  
2012-Erica Gunter, IF (1)  
2012-Kiara Bonner, OF (1)  
2012-Jessica Sheldon, P (2)  
2012-Christen Kirchner, IF (2)  
2013-Christen Kirchner, IF (2)

## Central Methodist (Mo.) (9/4)

2001-Lynne Biggs, C (2)  
2011-Aubrey Utley, At-Large (2)  
2012-Aubrey Utley, P (2)  
2013-Michele Rupard, C (2)  
2014-Michele Rupard, C (1)  
2014-Aubrey Utley, P (1)  
2015- Michele Rupard, C (2)  
2015- Haley Kinnison, P (2)  
2016-Lauren Geringer, INF (2)

## Central State (Okla.) (7/4)

1983-Tammy Parker, IF (2)  
1983-Pam Poddlec, P (2)

1985-Gladys Griffin, P (1)  
1985-Rhonda Lawson, C (1)  
1986-Gladys Griffin, P (1)  
1987-Gladys Griffin, P (2)  
1988-Gladys Griffin, P (1)

## Coker (S.C.) (3/3)

1993-Liz Clack, P (2)  
1995-Staci Albright, C (2)  
1995-Nikki Naxon, OF (2)

## Columbia (Mo.) (31/20)

1987-Laura Small, C (2)  
1988-Laura Small, C (2)  
1989-Wendy Mertz, P (2)  
1989-Laura Small, C (2)  
1990-Wendy Spratt, SS (1)  
1990-Laura Williams, OF (2)  
1991-Audrey Montooth, IF (1)  
1991-Tammie Shemenski, P (2)  
1992-Tammie Shemenski, P (2)  
1992-Julie Wyrick, C (2)  
1996-Jennifer Kamp, IF (2)  
1998-Judy Lochman, IF (2)  
1999-Jennifer Kamp, IF (1)  
1999-Natalie Buitinik, P (2)  
2000-Natalie Buitinik, P (2)  
2000-Tara Gaines, IF (2)  
2001-Kristina Jones, SS (2)  
2001-Amy Seipp, UTL (2)  
2002-Jayne Miller, P (1)  
2003-Jayne Miller, P (1)  
2003-Monica Mueller, P (2)  
2003-Amy Seipp, C (2)  
2004-Monica Mueller, P (1)  
2004-Amy Seipp, C (1)  
2005-Monica Mueller, P (1)  
2005-Lindsey Williams, OF (2)  
2006-Stephanie Stowe, DP (1)  
2006-Heather Robley, At-Large (2)  
2010-Valerie Teter, P (2)  
2011-Valerie Teter, P (1)  
2015- Carly Spalding, OF (2)  
2017-Molly Carter, INF (1)  
2017-Carky Spalding, OF (1)  
2017-Theresa DeCosty, DP (2)

## Concordia (Calif.) (11/8)

2009-Katie Carson, IF (1)  
2012-Katie Cotta, P (1)  
2012-Amanda Fama, IF (1)  
2012-Jenna Jorgenson, IF (2)  
2012-Katie Carson, IF (2)  
2013-Katie Cotta, P (1)  
2013-Shainna Groom, IF (2)  
2014-Jenna Jorgenson, IF (1)  
2014-Annette Merjano, IF (1)  
2014-Stevie Goldstein, P (2)  
2015- Ryann Ferguson, OF (1)

## Concordia (Mich.) (1/1)

2002-Robin Santiago, C (1)

## Concordia (Neb.) (3/2)

1984-Penny Jacobsen, C (2)  
1985-Penny Jacobsen, C (2)  
2002-Celine Lassaigue, UTL (2)

## Concordia-St. Paul (Minn.) (1/1)

1991-Carrie Rindal, C (1)

## Corban (Ore.) (7/3)

2010-Stephanie Nippert, OF (2)  
2011-Stephanie Nippert, OF (1)  
2012-Stephanie Nippert, OF (1)  
2012-Rachel Conard, C (2)  
2013-Stephanie Nippert, IF (1)  
2016-Taylor Eilders, OF (2)  
2017-Jessi4e Isham, At-LP (2)

## Cornerstone (Mich.) (5/3)

2000-Tarrah Brown, P (2)  
2001-Tarrah Brown, P (1)  
2002-Tarrah Brown, P (2)

2013-Heidi Warmelink, UTL (1)  
2013-Megan Oberst, C (2)

## Culver-Stockton (Mo.) (3/2)

1993-April Stary, OF (1)  
1994-April Stary, OF (1)  
2001-Jessica Leenerts, P (1)

## Cumberland (Tenn.) (1/1)

2014-Jessica Roper, C (2)

## Dana (Neb.) (3/3)

1990-Nicki Brownell, C (2)  
1999-Sarah Graham, DP (1)  
1999-Jessi Thomsen, C (2)

## Davenport (Mich.) (4/3)

2009-Haley Stehouwer, C (2)  
2013-Amber Getty, OF (2)  
2014-KC Dunne, IF (2)  
2015- KC Dunne, IF (1)

## Defiance (Ohio) (1/1)

1985-Linda Lauth, OF (2)

## Dickinson State (N.D.) (6/3)

2007-Dana Dunsmore, IF (1)  
2008-Nicole Marcoux, IF (2)  
2008-Sara Jane Webster, At-Large (2)  
2009-Sara Jane Webster, At-Large (2)  
2010-Sara Jane Webster, At-Large (2)  
2016-Alex Vargas, INF (1)

## Doane (Neb.) (2/2)

2013-Brooke Sampson, OF (2)  
2015- Ellie Doughty, P (2)

## Dordt (Iowa) (1/1)

2001-Darci Bouma, OF (2)

## Eastern Oregon (6/5)

1999-Robin Lisak, P (2)  
2000-Nicole Christian, IF (1)  
2000-Robin Lisak, P (1)  
2000-Crissie Bacon, C (2)  
2000-Leslie Ogawa, OF (2)  
2005-Vanessa Shelton, OF (1)

## Edgewood (Wis.) (1/1)

1994-Kristin Elliott, 1B (2)

## Emmanuel (Ga.) (1/1)

2008-Heather Vaughn, C (1)

## Emporia State (Kan.) (11/8)

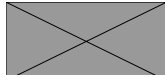
1983-Rhonda Clarke, P (1)  
1983-Tammy Hoffman, C (2)  
1983-April Nelson, IF (2)  
1984-Rhonda Clarke, P (1)  
1984-Tammy Hoffman, C (1)  
1984-Christie Knight, OF (2)  
1987-Cheryl Giblin, DH (1)  
1990-Stacey Slavens, P (2)  
1991-Jeri Brummett, P (1)  
1991-Stacey Slavens, P (1)  
1991-Diane Johnson, C (2)

## Evangel (Mo.) (8/7)

1999-Summer Kimble, IF (2)  
2001-Summer Kimble, IF (1)  
2005-Jami Potter, At-Large (2)  
2007-Julia Thrasher, IF (1)  
2009-Kendra Corbin, OF (1)  
2009-Breanna Canclini, DP (2)  
2012-Danelle Billings, IF (2)  
2017-Megan Washam, OF (2)

## Faulkner (Ala.) (3/2)

1996-Nicole Fownes, P (1)  
1997-Nicole Fownes, P (2)  
2005-Brittney Barber, OF (2)



# All-Time All-Americans

## Findlay (Ohio) (1/1)

1988-Samantha Bradburn, DP (1)

## Fort Hays State (Kan.) (1/1)

1984-Laurie Wright, OF (1)

## Francis Marion (S.C.) (12/4)

1984-Deanna Freeman, P (2)  
1985-Rendy Yates, C (2)  
1986-Kim Booker, OF (1)  
1986-Kristi Anderson, C (2)  
1987-Kristi Anderson, C (1)  
1987-Kim Booker, OF (1)  
1987-Rendy Yates, UTL (2)  
1988-Kristi Anderson, C (1)  
1988-Kim Booker, OF (1)  
1988-Rendy Yates, UTL (1)  
1989-Kristi Anderson, C (1)  
1989-Kim Booker, DP (2)

## Freed-Hardeman (Tenn.) (3/3)

2009-Terrah Tucker, At-Large (2)  
2013-Sarah Elizabeth Cousar, P (2)  
2015- Kamara Trice, IF (2)

## Friends (Kan.) (5/5)

1986-Stacy Blankenship, IF (2)  
1992-Stacy Shobe, OF (2)  
1994-Staci Lord, OF (2)  
2011-Cheyenne Stewart, OF (2)  
2015- Khadijah Bland, DP (2)

## Georgia Gwinnett (4/3)

2014-Cassidy Littlefield, IF (1)  
2015- Cassidy Littlefield, IF (1)  
2017-Niki Cook, OF (1)  
2017-Brashante Dareus, ALINF (1)

## Georgia Southwestern (6/5)

1998-Jessie Garrett, C/OF (2)  
1998-Shannon Green, P (2)  
1999-Mindi Leiter, P (1)  
1999-Shannon Green, P (2)  
1999-Jessica Tucker, OF (2)  
2002-Kristan Arnold, UTL (1)

## Georgian Court (N.J.) (5/4)

1992-Margie Egrie, P (2)  
1993-Stacey Matcuk, P (2)  
1995-Jodi Solana, UTL (2)  
2001-Lauren Anderson, P (2)  
2002-Lauren Anderson, P (1)

## Grace (Ind.) (2/2)

1994-Heather Everhart, P (2)  
2013-Brooke Shell, OF (2)

## Grand View (Iowa) (13/7)

1985-Karie Linn, P (2)  
2008-Paige Jensen, C (1)  
2010-Emily Gilbert, C (2)  
2010-Meghan Tomlinson, OF (2)  
2011-Emily Gilbert, C (1)  
2012-Emily Gilbert, C (2)  
2014-Abbey Wilmes, DP (2)  
2015- Jessica Grochala, IF (2)  
2015- Abbey Wilmes, IF (2)  
2015- Claudia Farrell, P (2)  
2016-Kendra Tott, OF (2)  
2016-Claudia Farrell, P (2)  
2017-Claudia Farrell, P (2)

## Hastings (Neb.) (2/1)

1996-Becky Cunningham, OF (2)  
2016-Corrin Ziepkle, INF (2)

## Hawaii-Hilo (3/3)

1992-Tracie Lagrimas, P (1)  
1992-Ryneec Rodrigues, UTL (2)  
1992-Melweena Starkey, IF (2)

## Hawaii Loa (1/1)

1991-Shannon Akau, P (1)

## Hawaii Pacific (13/9)

1988-Karen Masuda, OF (2)  
1993-Lisa Shandy, P (1)  
1993-Nanea Cambra, OF (2)  
1994-Shannon Akau, P (1)  
1994-Nanea Cambra, OF (2)  
1995-Lisa Shandy, UTL (1)  
1995-Crystal Chun, IF (2)  
1995-Felisa Pascua, IF (2)  
1996-Felisa Pascua, IF (1)  
1996-Michele Ringor, OF (1)  
1996-Lynette Williams, IF (1)  
1997-Michele Ringor, OF (1)  
1997-Susie Schoales, P (1)

## Hillsdale (Mich.) (1/1)

1989-Renae Schaffner, P (2)

## Houston Baptist (Texas) (19/11)

1995-Jennifer Elias, P (2)  
1996-Cindy Connell, OF (1)  
1997-Jennifer Elias, P (2)  
1999-Kathy Spies, C (1)  
2000-Kathy Spies, C (1)  
2000-Loralyn Hinze, IF (2)  
2000-Christine Phillips, OF (2)  
2001-Christine Phillips, OF (1)  
2002-Erin Bolton, P (2)  
2002-Charity Rychlik, IF (2)  
2003-Rachel Werner, P (1)  
2003-Laura Hess, P (2)  
2004-Laura Hess, P (1)  
2004-Rachel Werner, P (2)  
2004-Cheri Wood, DP (2)  
2005-Rachel Werner, P (1)  
2005-Morgan Anderson, C (2)  
2006-Laura Hess, At-Large (1)  
2007-Cheri Wood, At-Large (1)

## Houston-Victoria (Texas) (6/6)

2009-Kristen Lindley, DP (1)  
2009-Amber Scott, At-Large (2)  
2013-Marley Moehrig, IF (1)  
2013-Alex Holland, DP (2)  
2014-Rachel Laird, OF (2)  
2017-Aubri Hockenbury, OF (1)

## Huntingdon (8/5)

1989-Selena Ruffner, OF (2)  
1991-Debbie Sonnenberg, P (2)  
1992-Debbie Sonnenberg, P (1)  
1992-Les Studeman, IF (2)  
1993-Debbie Sonnenberg, P (1)  
1994-Debbie Sonnenberg, P (1)  
1994-Vann Studeman, UTL (2)  
1994-Lissa Walker, UTL (2)

## College of Idaho (4/3)

2008-Katie Zillner, P (2)  
2014-Nickayla Skinner, P (2)  
2015- Destiny Turner, C (1)  
2017-Destiny Turner, C (2)

## IUPUI-Indianapolis (20/13)

1983-Sue Baas, UTL (1)  
1983-Judy Cummings, OF (1)  
1983-Chris Nichols, IF (1)  
1983-Trudy Bernath, P (2)  
1984-Judy Cummings, OF (1)  
1985-Chris Nichols, IF (2)  
1986-Leisha Kowsky, IF (2)  
1986-Glenna Massey, OF (2)  
1986-Cindy Reese, OF (2)  
1987-Kathy Otis, UTL (1)  
1987-Vicki Levensky, IF (2)  
1987-Cindy Reese, IF (2)  
1988-Sheryl Burris, P (1)  
1988-Vicki Levensky, IF (1)  
1988-Cindy Reese, IF (1)  
1990-Wendy Castor, OF (2)  
1991-Wendy Castor, OF (1)  
1991-Jamie Vogel, DP (1)  
1991-Muffy Murphy, IF (2)  
1992-Muffy Murphy, IF (2)

## Indiana Tech (1/1)

2007-Jessica Williams, UTL (2)

## Indiana Wesleyan (7/4)

1999-Jean Doehring, UTL (2)  
2005-Britney Froedje, IF (2)  
2012-Tamara Davis, OF (2)  
2015- Alex Springer, DP (1)  
2016-Kaisey Carson, OF (1)  
2016-Alex Springer, DP (1)  
2017-Kaisey Carson, UTL (1)

## Iowa Wesleyan (1/1)

2007-Kate Ward, At-Large (2)

## Kansas Wesleyan (2/2)

1991-Terri Clark, IF (2)  
1993-Michelle Villaire, OF (2)

## Kearney State (Neb.) (8/5)

1983-Kathy Nelson, IF (1)  
1984-Brenda Gonnerman, IF (1)  
1984-Kathy Nelson, IF (2)  
1987-Phyllis DeBuhr, P (1)  
1988-Michelle Cuddeford, IF (1)  
1988-Phyllis DeBuhr, P (1)  
1989-Susan Johnson, P (1)  
1990-Susan Johnson, P (1)

## Kennesaw State (Ga.) (11/8)

1992-Leah Crawford, IF (1)  
1992-Laura Munson, OF (1)  
1992-Kelly McDuffie, OF (2)  
1993-Kelly McDuffie, OF (1)  
1993-Laura Munson, OF (1)  
1993-Tonya Carlisle, IF (2)  
1994-Tracey Britt, OF (1)  
1994-Colleen Thorburn, C (1)  
1994-Tonya Carlisle, 3B (2)  
1994-Jackie Hall, P (2)  
1994-Kelly Rafter, P (2)

## Lambuth (Tenn.) (2/2)

1998-Tonika Carter, OF (2)  
1998-Leslie Christopher, C (2)

## Langston (Okla.) (1/1)

2014-Mary Jordan, C (2)

## Lander (S.C.) (6/3)

1985-Kim Harper, OF (1)  
1986-Kim Harper, OF (1)  
1987-Kim Harper, OF (1)  
1990-Kristie Weed, OF (1)  
1991-Kristie Weed, OF (1)  
1992-Ann Harbin, IF (1)

## Lee (Tenn.) (11/10)

1996-Shannon Stanley, UTL (2)  
1998-Leslie Christopher, C (2)  
2005-Kelly Golden, IF (2)  
2006-Charli Duff, At-Large (1)  
2006-Jill Webb, OF (2)  
2009-Johana Gomez, UTL (2)  
2010-Johana Gomez, P (1)  
2010-Danielle Balough, IF (2)  
2012-Brittany Balough, P (2)  
2013-Dominique Hannah, OF (1)  
2013-Ana Coscorrosa, UT (1)

## Limestone (S.C.) (4/3)

1989-Shayna Ferguson, C (2)  
1996-Teresa Horney, C (1)  
1998-Andrea Hatcher, OF (1)  
1998-Teresa Horney, C (1)

## Lindenwood (Mo.) (7/6)

1994-Kris Tebbe, 1B (1)  
1998-Kelly Austene, IF (1)  
1998-Karen Peer, OF (1)  
1999-Kelly Austene, IF (1)  
1999-Sallie Henry, P (2)  
2000-Michelle Patricio, OF (1)

2000-Dawn Cameron, P (2)

## Lindenwood-Belleville (Ill.) (2/1)

2016-Taylor Winn, UTL (2)  
2017-Taylor Winn, UTL (2)

## Lindsey Wilson (Ky.) (10/6)

2011-Anyibell Ramirez, P (2)  
2013-Kristina Krupinski, IF (2)  
2014-Amanda Trampe, OF (1)  
2014-Jordan Hood, P (2)  
2015-Amanda Trampe, IF (1)  
2015- Chelsea Showers, OF (1)  
2015- Casey Bryan, P (2)  
2015- Jordan Hood, P (2)  
2016-Sydney Fourman, INF (1)  
2016-Lyndsey Wilson, P (2)

## Linfield (Ore.) (1/1)

1997-Katie Harding, IF (2)

## Lipscomb (Tenn.) (4/3)

1998-Kelli Dobbins, IF (1)  
1998-Jamie Gleaves, IF (2)  
1999-Kelli Dobbins, IF (2)  
1999-Erin Hall, P (2)

## Loras (Iowa) (2/2)

1983-Ann Huinker, OF (1)  
1983-Sheryl Vrba, P (1)

## LSU Alexandria (La.) (7/5)

2014-Brooke Thomas, OF (2)  
2015- Brooke Thomas, OF (1)  
2016-Julinn Torres, INF (1)  
2016-Raquel Granados, C (2)  
2017-Julinn Torres, INF (1)  
2017-Dani Billings, DP (1)  
2017-Marci West, At-LP (2)

## Lubbock Christian (Texas) (21/16)

2009-Alyssa Gutierrez, P (1)  
2009-Ginalee Davis, IF (1)  
2009-Raquel Hawkins, IF (1)  
2009-Honda Rodriguez, At-Large (1)  
2009-Kelly Griego, P (2)  
2010-Alyssa Gutierrez, P (1)  
2010-Amanda Parsons, C (1)  
2010-Priscilla FaGaines, OF (1)  
2010-Kim Frazier, IF (1)  
2010-Kayla Van Dieren, At-Large (1)  
2011-Kim Frazier, IF (1)  
2011-Kayla Van Dieren, OF (1)  
2011-Priscilla FaGaines, OF (2)  
2012-Sarah Mendez, P (1)  
2012-Kim Frazier, INF (1)  
2012-Andrea Argee, INF (1)  
2013-Latannia Eltsosie, C (1)  
2013-Megan Sullivan, IF (1)  
2013-Mallory Koschany, OF (1)  
2013-Katera Eltsosie, P (2)  
2013-Mckenzie Clemmons, OF (2)

## Madonna (Mich.) (1/1)

2009-Jess Irwin, P (2)

## Malone (Ohio) (1/1)

2009-Kristen Atzenhoefer, OF (2)

## Marian (Ind.) (4/3)

2015- Logan Personett, IF (2)  
2015- Erica Miller, OF (2)  
2016-Logan Personett, INF (2)  
2017-Breana Smith, At-LP (1)

## Martin Methodist (Tenn.) (2/2)

2005-Karen Hargrove, IF (2)  
2013-Veronika Fukunishi, C (1)

## Mary (N.D.) (7/7)

1995-Tracy Scott, OF (2)  
1996-Hope Ruiz, IF (1)

1999-Katey Aston, OF (1)  
2000-Tracy Riddle, P (1)  
2000-Bridgit Tollefaud, C (2)  
2001-Tanya Guzman, C (2)  
2004-Nichole Seaver, OF (1)

## McKendree (Ill.) (3/3)

1998-Jessica Augustine, OF (1)  
2001-Kate Walsh, OF (2)  
2006-Amy Quirin, P (2)

## Mesa State (Colo.) (6/5)

1983-Michelle Benway, P (2)  
1983-Patti Scott, C (2)  
1984-Sheila Jansen, OF (1)  
1984-Laura Semple, IF (2)  
1985-Debbie Duffek, IF (1)  
1985-Sheila Jansen, OF (1)

## MidAmerica Nazarene (Kan.) (2/2)

2010-Taylor Ryal, IF (2)  
2011-Jennifer Costa, UTL (1)

## Midland (Neb.) (2/2)

2004-Traci Bode, IF (1)  
2004-Janelle Sager, C (2)

## Midway (Ky.) (1/1)

2017-Kelsey Gravens, C (2)

## Minnesota-Duluth (1/1)

1990-Patty Becker, 2B (1)

## Minot State (N.D.) (2/1)

2008-Janessa Penner, IF (1)  
2009-Janessa Penner, At-Large (2)

## Missouri Baptist (1/1)

1986- Nancy Albera, C (2)

## Missouri Southern (9/7)

1985-Lana Baysinger, P (2)  
1986-Renee Livell, IF (1)  
1986-Lana Baysinger, P (2)  
1986-Kim House, IF (2)  
1987-Kim House, IF (1)  
1987-Angie Murphy, OF (2)  
1987-Christi Tidman, P (2)  
1988-Pam Mayfield, IF (2)  
1989-Jennifer Burken, OF (1)

## Missouri Western (8/5)

1983-Cheri Kempf, OF (1)  
1983-Julie Sherwood, IF (1)  
1983-Kim Palmer, OF (2)  
1984-Cheri Kempf, P (1)  
1984-Deena Murphy, IF (1)  
1985-Deena Murphy, IF (1)  
1985-Kim Palmer, OF (1)  
1987-Rhonda Lee, OF (2)

## Mobile (Ala.) (41/27)

1990-Charleste Vaughn, IF (2)  
1991-Tonya Smith, C (2)  
1992-Ivy Dashkin, P (1)  
1993-Jennifer Hilliard, P (1)  
1993-Charleste Vaughn, SS (1)  
1994-Terri Chavis, OF (2)  
1994-Katie Mahoney, C (2)  
1995-Katie Mahoney, C (2)  
1996-Coby Owens, OF (1)  
1996-Terri McCormick, OF (2)  
1996-Melissa Thomas, IF (2)  
1997-Terri McCormick, OF (1)  
1997-Nikki Wilson, P (1)  
1997-Sunny Russ, IF (2)  
1997-Belinda Stein, IF (2)  
1998-Nikki Wilson, P (1)  
1998-Tiffany Genola, IF (2)  
1999-Summer Powell, P (1)  
1999-Sunny Russ, C (1)  
1999-Ronda Richardson, P (2)  
2001-Erin Hostrander, OF (2)

## All-Time All-Americans

2002-Tiffany Genola, IF (1)  
 2003-Melissa Passley, P (1)  
 2003-Maria Soto, IF (1)  
 2003-Kirby Baxter, P (2)  
 2003-Denisse Fuenmayor, SS (2)  
 2004-Kirby Baxter, P (1)  
 2004-Denisse Fuenmayor, IF (1)  
 2004-Meredith Tanner, C (1)  
 2004-Brenda Box, OF (2)  
 2005-Mayret Perez, IF (1)  
 2005-Linden Jones, P (2)  
 2005-Evelyne Pare, OF (2)  
 2005-Kirby Baxter, At-Large (2)  
 2005-Meredith Tanner, C (2)  
 2006-Mayret Perez, IF (1)  
 2006-Linden Jones, P (1)  
 2006-Angelica Yrigoyen, IF (2)  
 2007-Yaicey Sojo, OF (1)  
 2008-Yaicey Sojo, OF (1)  
 2016-Taylor Clinkenbeard, OF (1)

### Morningside (Iowa) (6/5)

1983-Zena Junck, C (1)  
 2007-Whitney McElrath, DP (2)  
 2008-Kendra Klein, IF (2)  
 2010-Mackenzie Neely, DP (1)  
 2011-Mackenzie Neely, C (2)  
 2017-Rachel Healy, P (2)

### Mount Mercy (Iowa) (8/7)

1985-Ann Lammers, IF (1)  
 1986-LuAnn Campbell, P (2)  
 1989-Mary Goad, IF (2)  
 1989-Sherry Zieser, IF (2)  
 1990-Kim Hutchins, C (1)  
 1991-Kim Hutchins, C (1)  
 1992-Sonya Perry, P (2)  
 1993-Jill Lammers, C (1)

### Mount Vernon Nazarene (Ohio) (2/1)

1993-Lori Brown, SS (2)  
 1994-Lori Brown, SS (2)

### National-Louis (Ill.) (3/3)

1988-Karen Bouchard, DP (2)  
 1992-Laurie Stanley, C (1)  
 1992-Joan Russo, OF (2)

### North Florida (1/1)

1992-Suzi Ponder, OF (1)

### North Georgia (4/3)

1999-Kara Winkler, OF (1)  
 2001-Melissa Johnson, IF (2)  
 2004-Beth Willis, P (2)  
 2005-Beth Willis, P (2)

### Northwestern (Iowa) (4/3)

1984-Sherri Robinson, OF (2)  
 1988-Wendy Herzberg, UTL (2)  
 1996-Melanie Mason, UTL (1)  
 1997-Melanie Mason, IF (2)

### Northwestern Oklahoma State (1/1)

2009-Dana Gandolfo, OF (1)

### Northwood (Texas) (1/1)

2013-Bethany Armstrong, IF (2)

### Notre Dame (Ohio) (2/1)

2007-Anna Ball, IF (2)  
 2008-Anna Ball, IF (1)

### Nova Southeastern (Fla.) (5/4)

1999-Shannon Sawyer, IF (1)  
 1999-Jennifer Ridenoure, P (2)  
 2000-Cheryl Bond, C (1)  
 2001-Cheryl Bond, C (1)  
 2001-Stephanie Schaefer, IF (2)

### Ohio Dominican (2/2)

2005-Tabitha Furlong, IF (1)  
 2006-Gina Schneider, IF (1)

### Oklahoma Baptist (6/5)

1988-Pam Fink, IF (2)  
 1996-Shannon Sandberg, IF (2)  
 2002-Kena Freeman, P (2)  
 2003-Kena Freeman, P (1)  
 2003-Katy Thurber, IF (2)  
 2007-Jayne Boyer, C (1)

### Oklahoma Christian (11/9)

1998-Rebecca Robinett, IF/P (2)  
 1998-Amy Vanderpool, OF (2)  
 2000-Amy Vanderpool, OF (1)  
 2000-Leah Carrell, P (2)  
 2001-Leah Carrell, P (1)  
 2001-Amy Truesdell, OF (2)  
 2002-Amber Mosher, P (2)  
 2003-Shawna Lenz, OF (1)  
 2005-Lindsey Lawson, DP (2)  
 2008-Tracy Washam, At-Large (1)  
 2010-Christin Dobbs, OF (1)

### Oklahoma City (94/51)

1986-Tina Gailey, P (1)  
 1986-Lori Ryan, IF (1)  
 1987-Tina Gailey, P (1)  
 1987-Stephanie Teehee, P (1)  
 1987-Toni Williams, OF (1)  
 1987-Teresa Jaramillo, OF (2)  
 1988-Andrea Drake, P (2)  
 1988-Stephanie Teehee, P (2)  
 1989-Andrea Drake, P (2)  
 1989-Jana Ivy, IF (2)  
 1990-Andrea Drake, P (1)  
 1990-Sharon Chen, P (2)  
 1991-Cathy Hayes, OF (1)  
 1991-Andrea Drake, P (2)  
 1993-Tracey Mosley, 3B (1)  
 1994-Tammy Braithwaite, P (1)  
 1994-Sue Fairhurst, UTL (1)  
 1994-Tracey Mosley, 3B (1)  
 1994-Jenifer Wells, C (1)  
 1994-Kim Wilson, SS (1)  
 1995-Tammy Braithwaite, P (1)  
 1995-Kelly McKellar, OF (1)  
 1995-Tracey Mosley, IF (1)  
 1995-Jenifer Wells, C (1)  
 1995-Moose Tyler, IF (2)  
 1996-Tina Holmes, DP (1)  
 1996-Dolly Johnson, P (1)  
 1996-Jenifer Wells, C (1)  
 1996-Mitzi Groves, P (2)  
 1996-Leslie Hudson, IF (2)  
 1997-Dolly Johnson, P (1)  
 1997-Christie Liu, IF (1)  
 1997-Bobbi Towers, C (1)  
 1997-Cindy Yan, IF (1)  
 1998-Christie Liu, IF (1)  
 1998-Bobbi Towers, C (1)  
 1998-Cindy Yan, IF (1)  
 1999-Dolly Johnson, P (1)  
 1999-Christie Liu, IF (1)  
 1999-Cindy Yan, IF (1)  
 2000-Christie Liu, IF (1)  
 2000-Sonia Ortiz, P (1)  
 2000-Lindsey Voss, P (2)  
 2001-Alexandra Boily, P (1)  
 2001-Lindsey Voss, P (1)  
 2001-Stephanie Grange, DP (2)  
 2002-Alexandra Boily, P (1)  
 2002-Paula Garman, IF (1)  
 2002-Stephanie Grange, DP (1)  
 2002-Lindsey Voss, P (1)  
 2003-Jill Vaughn, C (1)  
 2003-Jessica Oleson, IF (2)  
 2004-Lelys Gomez, IF (1)  
 2004-Jill Vaughn, C (2)  
 2005-Cat Calvert, P (1)  
 2005-Jill Vaughn, IF (1)  
 2006-Cat Calvert, C (1)  
 2006-Dasha Shembereva, P (1)  
 2006-Lelys Gomez, IF (2)

2007-Cat Calvert, IF (1)  
 2007-Melody Murphy, OF (1)  
 2007-Dasha Shembereva, P (2)  
 2008-Melody Murphy, OF (1)  
 2008-Erin Slettvet, At-Large (1)  
 2009-Erin Slettvet, C (1)  
 2009-Mindy Crabaugh, IF (2)  
 2009-Amanda Howard, OF (1)  
 2009-Melissa Moore, IF (2)  
 2009-Ashley Wilburn, At-Large (2)  
 2011-Nathalie Timmermans, IF (1)  
 2011-Lily LaVelle, At-Large (1)  
 2012-Lily LaVelle, P (1)  
 2012-Kylee Rounsaville, C (1)  
 2012-LeeAnn Lopez, IF (1)  
 2013-Tori Joynier, IF (1)  
 2013-LeeAnn Lopez, IF (2)  
 2014-Kyndra Holasek, IF (1)  
 2015-Kylee Rounsaville, C (1)  
 2015-Jamie Rateliff, OF (1)  
 2015-Abby Meador, P (1)  
 2015-Kyndra Holasek, IF (1)  
 2015-Jocelin Diaz, OF (1)  
 2016-Abby Meador, P (1)  
 2016-Georgia Wall, P (1)  
 2016-Kyndra Holasek (1)  
 2016-Kalii Pugh, INF (1)  
 2016-Leslie Miller, DP (1)  
 2016-Jaci Smith, C (1)  
 2016-Madison Ellis, INF (2)  
 2017-Georgia Wall, P (1)  
 2017-Abby Meador, P (1)  
 2017-Jaci Smith, C (1)  
 2017-Kalii Pugh, INF (1)  
 2017-Madison Ellis, INF (1)  
 2017-Samantha Stallbaumer, OF (2)

### Oklahoma Wesleyan (1/1)

2017-Michaela Shoulidis (2)

### Olivet Nazarene (Ill.) (24/16)

1997-Corrie Allen, P (2)  
 1998-Corrie Allen, P/OF (1)  
 1999-Corrie Allen, P (1)  
 2000-Erin Mooreland, DP (2)  
 2003-Amanda Jensen, IF (1)  
 2003-Lauren Gidcumb, IF (2)  
 2004-Alicia Hammel, IF (1)  
 2004-Cassandra Berger, OF (2)  
 2004-Kylie Fenter, IF (2)  
 2006-Lauren Chessum, At-Large (2)  
 2008-Lauren Chessum, P (2)  
 2008-Marisa Baker, IF (2)  
 2008-Marcia Grimes, OF (2)  
 2010-Jordan Reynolds, UTL (2)  
 2010-Marisa Baker, OF (2)  
 2010-Caitlin Gidcumb, IF (2)  
 2011-Jordan Reynolds, IF (2)  
 2012-Jordan Reynolds, IF (1)  
 2012-Hannah Gardner, IF (2)  
 2013-Hannah Gardner, IF (1)  
 2013-Justine Phillips, IF (2)  
 2014-Hannah Gardner, IF (1)  
 2014-Justine Phillips, IF (1)  
 2014-Caitlin Santefort, P (1)

### Oregon Tech (15/9)

1997-Torrie Philippi, IF (1)  
 1998-Megan Mills, P (1)  
 1998-Brenda Ruppel, UTL (1)  
 1998-Torrie Philippi, IF (2)  
 2000-Meagan Webber, UTL (1)  
 2001-Meagan Webber, OF (1)  
 2001-Lindsey Schneider, IF (2)  
 2004-Amanda Doherty, IF (2)  
 2006-Amanda Doherty, IF (2)  
 2006-Jenni Bittle, UTL (2)  
 2012-Taylor Schmidt, P (2)  
 2015-Tara Moates, UT (1)  
 2016-Ali Graham, DP (2)  
 2017-Tara Moates, OF (1)

### Ottawa (Kan.) (1/1)

2017-Molli Morgan, At-LP (2)

### Our Lady of the Lake (Texas) (1/1)

2016-Taylor Doege, UTL (2)

### Pacific (Ore.) (10/9)

1986-Johanna Vaandering, C (1)  
 1987-Johanna Vaandering, C (1)  
 1988-Brandi Gill, OF (2)  
 1991-Kelly Jenkins, IF (2)  
 1992-Leah Gatter, OF (2)  
 1993-Kim Warner, C (1)  
 1993-Amy Dawson, P (2)  
 1995-Janell Fischer, IF (2)  
 1995-Megan Haug, OF (2)  
 1998-Vallie Wells, IF (2)

### Pacific Lutheran (Wash.) (24/18)

1987-Karen Kvale, IF (2)  
 1988-Karen Stout, C (1)  
 1989-Chrissy Alton, OF (1)  
 1989-Holly Alonzo, P (2)  
 1990-Brenda Dobbelaar, SS (1)  
 1990-Jeanine Gardner, DP (1)  
 1991-Leta Baysinger, DP (1)  
 1991-Brenda Dobbelaar, IF (1)  
 1991-Jeanine Gardner, IF (2)  
 1991-Debbie Hoddevik, OF (2)  
 1992-Keri Allen, IF (1)  
 1992-Leta Baysinger, OF (1)  
 1993-Andrea Farquhar, 1B (1)  
 1993-Becky Hoddevik, P (1)  
 1994-Jennifer Swanson, 2B (1)  
 1995-Andrea Farquhar, IF (1)  
 1995-Jenn McGee, OF (2)  
 1996-Janelle Gunter, P (1)  
 1996-Jenny Kindel, DP (2)  
 1997-Sheree Deskin, OF (1)  
 1997-Janelle Gunter, P (2)  
 1997-Lisa Treadwell, IF (2)  
 1998-Sheree Deskin, OF (2)  
 1998-Mandy Flores, IF (2)

### Peru State (Neb.) (3/3)

1989-Elaine Ferin, IF (1)  
 1991-Kristi Deleuw, UTL (2)  
 2007-Tabitha foster, DP (1)

### Pittsburg State (Kan.) (4/3)

1984-Kim Perkins, C (1)  
 1984-Carole Chaney, IF (2)  
 1985-Carole Chaney, IF (1)  
 1988-Jennifer Harris, OF (1)

### Point Loma Nazarene (Calif.) (24/15)

2001-Cheryl Bolding, IF (1)  
 2001-Leslie Ludlow, p/1b (1)  
 2001-Jessica Rapoza, UTL (1)  
 2002-Cheryl Bolding, IF (1)  
 2002-Miranda van der Voort, P (1)  
 2002-Autumn Yanez, C (2)  
 2002-Jessica Rapoza, IF (2)  
 2002-Leslie Ludlow, P (2)  
 2003-Cheryl Bolding, IF (1)  
 2003-Leslie Ludlow, P (1)  
 2003-Amy Nanson, OF (2)  
 2003-Miranda van der Voort, P (2)  
 2004-Kally Kalish, P (2)  
 2004-Alexis Powell, OF (2)  
 2005-Katie McColeman, At-Large (2)  
 2006-Amy Nanson, IF (1)  
 2006-KC Robertson, P (2)  
 2007-Allison Boeckelman, C (2)  
 2008-Amanda Addie, OF (1)  
 2008-Melissa Gomez, UT (1)  
 2008-Paige Powell, OF (2)  
 2008-Tyler Lent, At-Large (2)  
 2009-Melissa Gomez, UTL (1)  
 2009-Tyler Lent, P (2)

### Puget Sound (Wash.) (7/5)

1990-Patty Smith, P (2)  
 1992-Melody Stanley, UTL (1)  
 1995-Heather Paulsen, IF (1)

1995-Dani Bisel, P (2)  
 1996-Heather Paulsen, IF (1)  
 1997-Heather Paulsen, IF (1)  
 1999-Erin Peterson, UTL (1)

### Quincy (Ill.) (6/3)

1983-Amy Miller, P (1)  
 1983-Sherrie Matthews, IF (2)  
 1984-Amy Miller, P (1)  
 1984-Patty Harris, OF (2)  
 1985-Patty Harris, OF (1)  
 1985-Sherrie Matthews, IF (2)

### Reinhardt (Ga.) (7/4)

2006-Leigh Baker, At-Large (2)  
 2014-Randi Wimpy, C (1)  
 2014-Madison Luck, P (1)  
 2015-Randi Wimpy, C (1)  
 2016-Randi Wimpy, C (1)  
 2016-Taylor Weeks, OF (2)  
 2017-Taylor Braselton, INF (2)

### Rio Grande (Ohio) (2/2)

Jennifer Olding, OF (1)  
 2007-Leigh Baker, P (2)  
 2017-Kelsey Conkey, P (2)  
 2017-Michaela Criner, INF (2)

### Rogers State (Okla.) (1/1)

2013-Candace Monigold, OF (1)

### Saginaw Valley (Mich.) (2/2)

1989-Julie Bydalek, P (2)  
 1989-Mary Murphy, OF (2)

### St. Ambrose (Iowa) (4/4)

1983-Penny Draper, OF (2)  
 1989-Robin Becker, IF (2)  
 2000-Jenny Desmet, OF (2)  
 2001-Casey Thompson, IF (1)

### St. Francis (Ill.) (11/11)

1987-Diana Matz, C (2)  
 1991-Lori Bayless, OF (1)  
 1992-Lisa Lukach, UTL (2)  
 1993-Sandy O'Rourke, 1B (1)  
 1996-Ali Franzen, P (2)  
 1996-Angela Roe, IF (2)  
 1997-Janet Abramic, IF (1)  
 1999-Tina Cline, IF (2)  
 1999-Lisa Pauley, IF (2)  
 2005-Jaci Warner, At-Large (2)  
 2017-Morghana Dieringer (1)

### St. Gregory's (Okla.) (13/8)

2001-Jackie Black, OF (1)  
 2002-Jamie McCoy, C (2)  
 2003-Jamie McCoy, C (1)  
 2003-Jolene Martin, IF (2)  
 2007-Sharon Bell, P (1)  
 2008-Sharon Bell, P (1)  
 2009-Sharon Bell, P (1)  
 2009-Cortney Reynaga, C (2)  
 2014-Randi Yousey, OF (1)  
 2014-Brooklyn Sparks, IF (2)  
 2016-Ashli Hafford, UTL (1)  
 2016-Samantha Plott, OF (1)  
 2016-Sammy Leisinger, INF (2)

### St. Joseph's (Maine) (1/1)

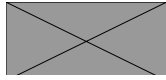
1992-Dani Waterman, P (2)

### St. Mary (Neb.) (5/4)

1991-Patty Stodola, P (2)  
 1996-Angie Case, IF (2)  
 1997-Angie Case, IF (1)  
 2000-Chrysal Briley, IF (2)  
 2004-Aliisa Magistretti, OF (1)

### St. Mary's (Calif.) (1/1)

1986-Claire Lammerding, DH (2)



# All-Time All-Americans

## St. Mary's (Texas) (20/11)

1983-Terri Nunez, IF (2)  
1985-Leticia Morales, P (1)  
1986-Mary Kalinel, OF (1)  
1986-Leticia Morales, P (2)  
1987-Donna Eckert, OF (1)  
1987-Adrian Jonietz, DH (2)  
1988-Adrian Jonietz, IF (2)  
1988-Jennifer Zapalac, OF (2)  
1989-Adrian Jonietz, IF (1)  
1989-Jennifer Zapalac, OF (1)  
1990-Jennifer Zapalac, OF (2)  
1991-Lana Rutledge, IF (1)  
1991-Monique Fluellen, P (2)  
1991-Jennifer Zapalac, OF (2)  
1992-Monique Fluellen, DP (1)  
1993-Monique Fluellen, UTL (1)  
1993-Aimee Silva, OF (1)  
1994-Monique Fluellen, UTL (1)  
1994-Aimee Silva, OF (1)  
1995-Sue Urbanovsky, IF (2)

## St. Scholastica (Minn.) (1/1)

2004-Laura Heise, P (1)

## St. Thomas (Fla.) (2/2)

2000-Lori Belke, OF (1)  
2002-Mindi Harris, C (1)

## Saint Xavier (Ill.) (17/12)

1987-Georgia McGure, IF (1)  
1987-Carolyn Tovey, OF (2)  
1988-Georgia McGuire, IF (1)  
1990-Sue Daeschler, OF (1)  
1990-Rochelle Maly, UTL (1)  
1991-Rochelle Maly, UTL (1)  
1993-Lynne DiGrazia, OF (2)  
1998-Kristina Dugan, UTL (1)  
2003-Tara Hollar, OF (2)  
2006-Collen Kilduff, IF (1)  
2012-Ashley Hunter, C (2)  
2013-Nicole Nonnemacher, UTL (1)  
2013-Megan Nonnemacher, P (2)  
2014-Nicole Nonnemacher, P (1)  
2015-Nicole Nonnemacher, P (1)  
2016-Nicole Nonnemacher, P (1)  
2016-Brittany Plimmer, C (2)

## Savannah College of Art & Design

### (Ga.) (9/6)

2006-Kristen Curette, UTL (1)  
2006-Whitney Hess, DP (2)  
2007-Brittany Kelley, IF (1)  
2007-Kristen Curette, UTL (1)  
2007-Cristina Morgado, IF (2)  
2009-Courtney Mienkina, IF (1)  
2010-Carleigh Shannon, OF (1)  
2010-Kristen Curette, At-Large (1)  
2010-Courtney Mienkina, At-Large (2)

## Schreiner (Texas) (1/1)

1997-Jennifer Von Gonten, DP (1)

## Science & Arts (Okla.) (5/4)

2004-Dana Askins, UTL (1)  
2004-Jamie Pendley, P (2)  
2005-Dana Askins, At-Large (1)  
2009-Leslie Beaty, At-Large (1)  
2015- Summer Leitka, P (1)

## Shawnee State (Ohio) (13/8)

1994-Kim White, UTL (1)  
1995-Renee Walls, OF (1)  
1995-Kim White, UTL (1)  
1996-Brandi Rose, OF (1)  
1996-Kim White, P (1)  
1996-Tiffany Shanks-Moore (2)  
1997-Kari Koehn, C (1)  
1997-Missy Lawson, IF (1)  
1997-Kim White, UTL (1)  
1998-Kari Koehn, C (2)  
1999-Crystal Pickelsimer, OF (1)  
2000-Crystal Pickelsimer, OF (2)

2001-Brandy Orsborne, IF (2)

## Shorter (Ga.) (9/7)

2006-Jessica Sanders, C (2)  
2007-Missy Duke, At-Large (2)  
2008-Libby Munson, At-Large (1)  
2008-Kerry Hammond, C (2)  
2010-Tiffany Adams, OF (1)  
2010-Libby Munson, At-Large (2)  
2011-Libby Munson, At-Large (2)  
2012-Charlsie Broome, OF (1)  
2012-Jackie Castaneda, C (1)

## Siena Heights (Mich.) (4/3)

1992-Tanya Dickerson, IF (1)  
1995-Tanya Dickerson, IF (1)  
1995-Shannon Bezeau, P (2)  
2012-Katie O'Hotzke, DP (1)  
2017-Jacqueline Roof, INF (2)

## Simon Fraser (B.C.) (31/20)

1993-Candace Murray, SS (2)  
1993-Stephanie Showers, UTL (2)  
1995-Larisa Burns, IF (2)  
1998-Kathy Iggulden, P (1)  
1999-Kathy Iggulden, P (1)  
1999-Tina Papatolis, IF (1)  
1999-Sasha Olson, OF (2)  
2000-Juli Bodenbender, OF (1)  
2000-Kathy Iggulden, P (1)  
2000-Angela Lichty, IF (1)  
2001-Angela Lichty, IF (2)  
2001-Shannon Rossiter, 3B (2)  
2002-Shannon Rossiter, IF (1)  
2002-Cari Irwin, OF (2)  
2002-Auburn Sigurdson, P (2)  
2002-Erin Thomas, P (2)  
2003-Shannon Rossiter, IF (1)  
2003-Auburn Sigurdson, P (1)  
2003-Erin Thomas, P (1)  
2003-Erin Cumpstone, C (2)  
2003-Rachel Schill, OF (2)  
2004-Cari Irwin, OF (1)  
2004-Erin Thomas, P (1)  
2004-Alexandra Caviglia, 3B (2)  
2005-Ashley Lanz, P (1)  
2005-Rachel Schill, OF (1)  
2006-Melanie Matthews, OF (1)  
2006-Erin Gee, OF (2)  
2006-Rebecca Hartley, C (2)  
2007-Melanie Mathews, OF (2)  
2008-Jessie Harris, At-Large (2)

## Simpson (Calif.) (2/2)

2011-Nicki Feuerbach, OF (2)  
2014-Ryan Norton, OF (2)  
2017-Madison Wright, INF (2)

## South Carolina-Beaufort (1/1)

2014-Taylor Triplett, IF (2)

## Southeastern (Fla.) (3/2)

2014-Kim Pierce, OF (1)  
2015- Cat Maldonado, UT (1)  
2016-Lindsey Scolwinski, P (2)

## Southeastern Oklahoma (2/2)

1997-Lori Alexander, IF (1)  
2006-Andrea Frizzell, At-Large (2)

## Southern Nazarene (Okla.) (6/3)

2009-Katie Hale, IF (2)  
2010-Katie Hale, IF (1)  
2011-Amy Madden, C (1)  
2011-Katie Hale, IF (2)  
2012-Amy Madden, C (1)  
2012-Jill Clemence, OF (2)

## Southern Oregon (2/2)

2009-Strohm Fouty, OF (2)  
2015- Kelsey Randall, IF (2)

## Southern Utah (1/1)

1984-Chris Razmic, C (2)

## Southern Wesleyan (S.C.) (7/5)

1992-Lisa Pratt, C (1)  
1994-Lisa Pratt, C (1)  
1995-Lisa Pratt, C (1)  
1996-Cicely Sloan, OF (1)  
1996-Shannon Seigler, P (2)  
2004-Natalie Roebuck, OF (1)  
2014-Lizzie Fela, IF (2)

## Southwest State (Minn.) (2/2)

1990-Lynette Zinkula, IB (2)  
1992-Jill Gaetze, OF (2)

## Spring Arbor (Mich.) (4/3)

1987-Lynne Johnson, IF (1)  
1990-Shelly Milligan, C (2)  
2002-Leah Woldyk, DP (2)  
2003-Leah Woldyk, DP (1)

## Spring Hill (Ala.) (10/8)

1998-Jennifer Cunningham, P (2)  
1999-Jennifer Cunningham, P (1)  
2001-Monica DeSilva, IF (1)  
2001-Susan Rash, OF (1)  
2002-Courtney Rey, OF (2)  
2003-Danelle DeLeon, DP (2)  
2003-Alison Sellers, OF (2)  
2004-Dana Kelly, UTL (2)  
2013-Caroline Sagrera, P (1)  
2014-Caroline Sagrera, P (1)

## Tabor (Kan.) (1/1)

2017-Madison Byrd, At-LP (2)

## Tarkio (Mo.) (2/1)

1985-DeAnne Sederburg, P (1)  
1987-DeAnne Sederburg, P (2)

## Taylor (Ind.) (3/3)

2014-Alex Lovelace, OF (2)  
2014-Lauren Ehle, UTL (2)  
2015- Davis Carter, UT (2)

## Texas Wesleyan (2/2)

1999-Tracey Head, IF (2)  
2017-Kayla Prachyl, OF (2)

## Thomas (Ga.) (14/11)

2003-Mariangee Bogado, UTL (1)  
2003-Stephanie Dixon, SS (2)  
2003-Kim Hopkins, UTL (2)  
2004-Yuruby Alicart, IF (1)  
2004-Cathy Andrijaszyn, P (1)  
2004-Tracy Avery, P (2)  
2004-Tania Black, DP (1)  
2004-Jennifer Byrd, OF (2)  
2004-Stephanie Dixon, IF (2)  
2005-Yuruby Alicart, IF (1)  
2005-Maribel Riera, OF (1)  
2005-Cathy Andrijaszyn, At-Large (1)  
2007-Tracey Ward, OF (1)  
2017-Kelsey Connolly, C (1)

## Tiffin (Ohio) (2/2)

1992-Dana Kuhiman, OF (1)  
2006-Kristina Schweikert, OF (1)

## Trevecca Nazarene (Tenn.) (11/9)

1996-Brandy Barnett, IF (2)  
2004-Charli Duff, P (1)  
2006-Brittiany Johnson, At-Large (1)  
2007-Jennifer Perkins, OF (1)  
2007-Brittiany Johnson, At-Large (1)  
2007-Chelsea Bailey, OF (2)  
2008-Brittiany Johnson, P (1)  
2008-Kacey Coonce, IF (2)  
2011-Lauren Baker, At-Large (1)  
2011-Karli Rush, C (2)  
2011-Haylee Rogers, OF (2)

## Tusculum (Tenn.) (7/5)

1985-Anna Eason, OF (2)  
1991-Angie Huff, IF (1)  
1992-Vivian Christopher, DP (2)  
1993-Vivian Christopher, DP (2)  
1993-Becki Jones, OF (2)  
1993-Carla Loyd, C (2)  
1994-Becki Jones, OF (2)

## Union (Tenn.) (17/12)

1997-Emma Hernandez, IF (2)  
1998-Lynne Capogrecco, P (2)  
1999-Chanda Franks, OF (1)  
2000-Stacy Anderson, IF (1)  
2000-Rachel Murray, P (1)  
2001-Ame Clapsaddle, C (1)  
2001-Rachel Murray, P (1)  
2001-Jennifer Sabourin, IF (1)  
2001-Leah Gronberg, P (2)  
2002-Rachel Murray, P (1)  
2002-Leah Gronberg, P (1)  
2003-Leah Gronberg, P (2)  
2005-Danielle Pope, IF (1)  
2005-Holly Haycraft, OF (1)  
2006-Holly Haycraft, OF (2)  
2007-Ashley Walers, IF (2)  
2011-Amber Hayes, IF (2)

## USC Beaufort (1/1)

2013-CJ Browder, IF (1)

## Urbana (Ohio) (2/1)

1996-Wendy Nance, C (2)  
1998-Wendy Nance, C (2)

## Valley City State (N.D.) (2/1)

1983-Brenda Hubrig, OF (2)  
2016-Cejay Hillhorst, INF (2)

## Vanguard (Calif.) (12/8)

1995-Shannon O'Rourke, IF (2)  
1995-Shannon Saylor, P (2)  
1998-Jennifer Houston, P (1)  
1998-Christina Vega, OF (1)  
1998-Gretchen Brandt, P (2)  
1999-Gina Liebengood, P (2)  
1999-Christina Vega, OF (2)  
2001-Gina Liebengood, P (2)  
2006-Rachel Bomgren, IF (2)  
2007-Rachel Bomgren, IF (1)  
2007-Jennifer Olvera, P (1)  
2008-Jennifer Olvera, At-Large (2)

## Uva-Wise (Va.) (1/1)

2008-Maddi Ridenour, OF (2)

## Waldorf (Iowa) (4/3)

2005-Kacie Martin, DP (1)  
2006-Marisa Jensen, At-Large (1)  
2007-Marisa Jensen, P (2)  
2007-Teresa Christ, OF (2)

## Walsh (Ohio) (5/4)

1998-Kelly Green, OF (2)  
1998-Jennifer Swartz, IF (2)  
2000-Kami Kessler, C (2)  
2002-Shannon Kohl, OF (1)  
2003-Shannon Kohl, OF (1)

## Washburn (Kan.) (7/4)

1984-Laura Klamm, UTL (1)  
1985-Laura Klamm, UTL (2)  
1986-Diana Klamm, UTL (1)  
1986-Laura Klamm, P (1)  
1986-Latisha Yarnell, IF (2)  
1987-Latisha Yarnell, IF (1)  
1990-Sherri Spangler, 3B (1)

## Wayne State (Neb.) (5/3)

1983-Dee Dee Recic, C (1)  
1985-Teresa Durbala, C (1)  
1985-Shelle Tomaszewicz, OF (2)  
1986-Teresa Durbala, C (1)

1986-Shelle Tomaszewicz, OF (1)

## Webber (Fla.) (4/2)

1994-Christy Green, P (1)  
1994-Rachel Parker, C (2)  
1995-Christy Green, P (1)  
1996-Christy Green, P (1)

## West Florida (24/16)

1987-Lisa Robinson, IF (1)  
1988-Eva McKenzie, OF (1)  
1988-Lisa Robinson, IF (1)  
1988-Missy Cromer, C (2)  
1988-Mary Jane Dailey, P (2)  
1989-Missy Cromer, C (1)  
1989-Bonita Rushing, OF (1)  
1989-Joann Tobin, P (1)  
1989-Beth Johnston, OF (2)  
1990-Missy Cromer, C (1)  
1990-Heather Hansen, P (1)  
1990-Bonita Rushing, OF (1)  
1990-Robyn Eddins, IF (2)  
1991-Robyn Eddins, IF (1)  
1991-Missy Dichiara, IF (2)  
1991-Misty Haynes, OF (2)  
1991-Bonita Rushing, OF (2)  
1992-Adrienne Hauck, IF (1)  
1992-Cindy Weibert, P (1)  
1992-Lynne Benenati, IF (2)  
1993-Ann Ebinger, P (1)  
1993-Misty Haynes, OF (1)  
1994-Misty Haynes, OF (1)  
1995-Jill Penderghast, IF (2)

## West Virginia Wesleyan (1/1)

1991-Paulette Siegal, DP (2)

## Western New Mexico (1/1)

1991-Gina Ketchum, OF (1)

## Westmar (Iowa) (1/1)

1983-Dot Loos, OF (1)

## Wheeling (W.Va.) (1/1)

1986-Peri Ann Powell, DH (1)

## William Carey (Miss.) (6/5)

2000-Kacey Lassere, IF (2)  
2009-Judy Barber, C (1)  
2010-Judy Barber, IF (2)  
2010-Jeana Erickson, At-Large (2)  
2011-Anna Ard, P (1)  
2014-Jasmine Shelby, IF (2)

## William Jessup (Calif.) (1/1)

2015-Brittany Lamar, C (2)

## William Penn (Iowa) (7/5)

2007-Ashley Brant, C (2)  
2007-Meghan Oden, At-Large (2)  
2008-Tyanna Helton, IF (1)  
2009-Tyanna Helton, P (2)  
2010-Tyanna Helton, IF (1)  
2012-Khyia Lewis, OF (2)  
2014-Brittanee Grove, UTL (1)

## William Woods (Mo.) (25/19)

1983-Nan Downey, IF (1)  
1984-Nan Downey, IF (1)  
1984-Chris Jernigan, IF (2)  
1984-Michele Krassinger, P (2)  
1985-Nan Downey, IF (2)  
1986-Cindy Prinster, IF (1)  
1986-Joy Grimes, IF (2)  
1992-Cindy Prinster, IF (2)  
1993-Tammy Duffin, P (1)  
1994-Ann Weber, OF (1)  
1994-Teresa Chiozza, UTL (2)  
1995-Chris Daily, OF (1)  
1996-Heather Tang, OF (2)  
1997-Heather Tang, OF (1)  
1998-Shelia Kemna, DP (1)  
1998-Stephanie McCollum, IF (1)

## All-Time All-Americans

2001-Jessica Hruby, DP (1)  
 2002-Tara Fiene, OF (2)  
 2003-Tara Fiene, OF (1)  
 2003-Michelle Schaper, IF (2)  
 2005-Ashley Windmiller, C (1)  
 2006-T.J. Quick, OF (2)  
 2006-Jennifer Golden, P (2)  
 2007-Ashley Windmiller, C (1)  
 2014-MacKenzie Bowden, P (2)

### Williams Baptist (Ark.) (3/2)

2012-Karisa Hendrix, P (2)  
 2013-Karisa Hendrix, P (1)  
 2013-Shelby Anderson, DP (1)

### Wilmington (Del.) (10/7)

1989-Ivy Sheehan, IF (1)  
 1989-Lorraine Hunt, IF (2)  
 1990-Cherie Bennett, 3B (2)  
 1990-Jeannie Guarente, OF (2)  
 1991-Jenny Asbury, IF (2)  
 1992-Renee Leary, UTL (1)  
 1993-Jenny Asbury, 2B (1)  
 1993-Renee Leary, UTL (2)  
 1994-Jenny Asbury, 2B (2)  
 1994-Leeanne Herstenberg, SS (2)

### Winona State (Minn.) (1/1)

1984-Lynn Cardwell, IF (2)

### Winthrop (S.C.) (7/5)

1983-Ronda Cline, IF (1)  
 1983-Melodye Witherspoon, IF (1)  
 1984-Paige Nichols, OF (1)  
 1984-Diane Sisley, IF (1)  
 1985-Paige Nichols, UTL (1)  
 1985-Diane Sisley, IF (1)  
 1985-Trudy Taylor, IF (2)

### Wisconsin-Parkside (21/13)

1983-Laura Larenzi, OF (2)  
 1983-Jackie Rittmer, UTL (2)  
 1984-Janet Koenig, UTL (2)  
 1984-Michele Martino, P (2)  
 1984-Jackie Rittmer, OF (2)  
 1985-Janet Broeren, IF (2)  
 1985-Michele Martino, P (2)  
 1985-Jackie Rittmer, OF (2)  
 1986-Wendy Sackman, IF (1)  
 1986-Janet Koenig, UTL (2)  
 1986-Pat Neder, OF (2)  
 1986-Jackie Rittmer, OF (2)  
 1988-Tracy Burbach, OF (1)  
 1988-Julie Gaestel, IF (2)  
 1988-Michelle Zimmerman, OF (2)  
 1989-Pam Hosp, IF (1)  
 1989-Wendy Sackman, IF (1)  
 1989-Tracy Burbach, OF (2)  
 1990-Tracy Burbach, OF (1)  
 1990-Kim Vanderbush, 1B (1)  
 1991-Tammy Wright, UTL (1)

### Wisconsin-Superior (1/1)

1988-Debbie Kern, IF (2)

### Wisconsin Lutheran (1/1)

1992-Renee Kietzmann, IF (2)

### York (Neb.) (1/1)

2016-Brianna Perez, OF (2)