

Season Records (All games, including postseason)

(Updated 6/ 7 /2017)

Individual Single-Game Records

Batting

At Bats (minimum of eight)

Runs Scored (minimum of six)

Hits (minimum of six)

- 7, Natasha Wolski, Oklahoma Baptist vs. Mid-America Bible (Okla.), 4/16/1998
- 6, Jordan Reynolds, Olivet Nazarene (Ill.) vs. Viterbo (Wis.), 3/7/2012
- 6, Natasha Fritz, Dakota State (S.D.) vs. Southern Vermont, 3/9/2011
- 6, Melody Murphy, Oklahoma City vs. Northwestern Oklahoma, 3/11/2008
- 6, Aleisha Norman, Morris (S.C.) vs. Lingstone, 3/15/2016

Doubles

- 4, Sadie Mullins, Brewton-Parker (Ga.) vs. Truett-McConnell (Ga.), 4/12/2011
- 4, Destini Anderson, Oklahoma Baptist vs. Mid-America Bible (Okla.), 4/16/1998
- 4, Dharianna Familia, Martin Methodist (Tenn.) vs. Bethel (Tenn.), 3/29/2016
- 3, several, last to occur, Bri Boatwright, Central Methodist (Mo.) vs. Missouri Valley, 4/15/2015

Triples

- 3, Caylee Porter, Martin Methodist (Tenn.) vs. Kentucky Christian, 2/25/2017
- 3, Emily Boettcher, Northwestern (Iowa) vs. Newman (Kan.), 2/25/2006
- 3, Holly Martinez, Vanguard (Calif.) vs. Bethany (Calif.), 4/21/2005
- 3, Vanessa Shelton, Eastern Oregon vs. Albertson (Idaho), 4/6/2005

2, several

Home Runs

- 3, several, last to occur, Taylor Ellestad, Ashford (Iowa) vs. Mount Mercy (Iowa), 2/22/2016

Grand Slams (minimum of two)

- 2, Jamie Gillespie, Ashford (Iowa) vs. Viterbo (Wis.), 4/13/2009
- 2, Kelly Kratt, St. Ambrose (Iowa) vs. Trinity International (Ill.), 3/17/2009
- 2, Lakyn Newton, Shorter (Ga.) vs. Sewanee University of the South (Tenn.), 3/6/2008
- 2, Cat Calvert, Oklahoma City vs. Oklahoma Christian, 3/30/2006

Grand Slams in One Inning (minimum of two)

- 2, Jamie Gillespie, Ashford (Iowa) vs. Viterbo (Wis.), 4/13/2009

Runs Batted In (minimum of 10)

- 11, Heather Pace, Belhaven (Miss.) vs. William Woods (Mo.), 3/20/2009
- 10, Justine Phillips, Olivet Nazarene (Ill.) vs. Trinity International (Ill.), April 17, 2014
- 10, Lakyn Newton, Shorter (Ga.) vs. Sewanee University of the South (Tenn.), 3/6/2008
- 10, Jamie Gillespie, Ashford (Iowa) vs. Viterbo (Wis.), 4/13/2009

Total Bases (minimum of 13)

- 15, Justine Phillips, Olivet Nazarene (Ill.) vs. Trinity International (Ill.), April 17, 2014
- 14, Brooke Davis, Northwest Christian (Ore.) vs. British Columbia, 3/13/2010
- 14, Taylor Officer, Langston (Okla.) vs. Tabor (Kan.), 3/4/2016
- 14, Rachel Simms, Georgetown (Ky.) vs. Cumberlands (Ky.) 3/22/2016
- 13, several, last to occur, Khadijah Bland, Friends (Kan.) vs. York (Neb.), 3/7/2015

Stolen Bases

- 7, Lyla Blausler, Union (Ky.) vs. Miami-Hamilton (Ohio), 3/27/2004
- 6, Lyla Blausler, Union (Ky.) vs. Alice Lloyd (Ky.), 3/31/2004
- 5, Heather Dufour, Union (Ky.) vs. Alice Lloyd (Ky.), 3/31/2004
- 5, Emily Cooper, Rio Grande (Ohio) vs. Pikeville (Ky.), 4/16/2001
- 5, Dawn Davidson, Concordia (Calif.) vs. Macalester (Minn.), 3/16/2000
- 5, Heather Tang, William Woods (Mo.) vs. Kansas Wesleyan, 4/19/1997
- 5, Several, last to occur, Cassidy Van Voorst, Dordt (Iowa) vs. Embry- Riddle (Ariz.)

3/5/2016

Walks

- 5, Andrea Woodyard, Evangel (Mo.) vs. Concordia (Texas), 3/1/1997
- 5, Melissa Dowlen, Athens State (Ala.) vs. Faulkner (Ala.), 1994
- 5, several, last to occur, Taylor Ellestad, Ashford (Iowa) vs. Mount Mercy (Iowa), 3/22/2016
- 4, done numerous times, most recently by Caroline Kuzel, Saint Xavier (Ill.) vs. Hannibal-LaGrange (Mo.), 3/7/2016

Strikeouts (minimum of four)

- 5, Bailey Mize, Lindsey Wilson (Ky.) vs. Davenport (Mich.), 3/11/2016
- 5, Ashley Yattoni, St. Ambrose (Iowa) vs. Saint Xavier (Ill.), 4/9/2016
- 5, Alexa Coulter, Midland (Neb.) vs. Morningside (Iowa), 5/2/2016
- 4, Glory Benson, Northwestern (Iowa) vs. Doane (Iowa), 4/13/2009
- 4, Heidi Esdohr, Northwestern (Iowa) vs. Robert Morris (Ill.), 3/8/2011
- 4, Heidi Esdohr, Northwestern (Iowa) vs. Bellevue (Neb.), 3/22/2011
- 4, Heidi Esdohr, Northwestern (Iowa) vs. Concordia (Neb.), 4/18/2011

Pitching

Innings Pitched (minimum of 15)

- 19, Aubrey Moss, Lindenwood (Mo.) vs. William Jewell (Mo.), 4/30/2011
- 18, Andrea Lotycz, Rio Grande (Ohio) vs. Cedarville (Ohio), 4/29/2003
- 17, Penny Eastman, MidAmerica Nazarene (Kan.) vs. Evangel (Mo.), 5/4/2010

Strikeouts (Minimum of 17)

- 26, Brianna Tennyson, Judson (Ill.) vs. Cardinal Stritch (Wis.), 4/24/2013 (11 innings)
- 22, Nicole Nonnemacher, Saint Xavier (Ill.) vs. Saint Ambrose (Iowa), 4/9/2016 (9 innings, Game 1)
- 22, Penny Eastman, MidAmerica Nazarene (Kan.) vs. Evangel (Mo.), 5/4/2010 (17 innings)
- 21, Emily Maves, Davenport (Mich.) vs. Lindsey Wilson (Ky.), 3/11/2016
- 20, Nicole Nonnemacher, Saint Xavier (Ill.) vs. Saint Ambrose (Iowa), 4/9/2016 (10 innings, Game 2)
- 20, Leigh Baker, Reinhardt (Ga.) vs. Emmanuel (Ga.), 3/23/2007
- 20, Leah Carrell, Oklahoma Christian vs. Southern Nazarene (Okla.), 4/28/2001
- 19, several, last to occur, Nicole Nonnemacher, Saint Xavier (Ill.) vs. Robert Morris (Ill.), 4/18/2015
- 18, Nicole Nonnemacher, Saint Xavier (Ill.) vs. Trinity Christian (Ill.), 3/17/2015
- 17, several, last to occur, Nicole Nonnemacher, Saint Xavier (Ill.) vs. Point Park (Pa.), March 7, 2014

Consecutive Strikeouts

- 19, Penny Eastman, MidAmerica Nazarene (Kan.) vs. Southwestern (Kan.), 3/3/2010
- 15, Nicole Nonnemacher, Saint Xavier (Ill.) vs. Trinity International (Ill.), 4/14/2015
- 15, Emily Guess, Central Baptist (Ark.) vs. Hillsdale Free Will Baptist (Okla.), 4/18/2011
- 15 Emily Guess, Central Baptist (Ark.) vs. Crowley's Ridge College (Ark.), 4/22/2011

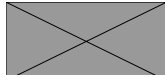
Wild Pitches (minimum of five)

- 6, Carianne Cupp, Athens State (Ala.) vs. Freed-Hardeman (Tenn.), 1993
- 5, Jordan Biehle, Northwestern (Iowa) vs. Park (Mo.), 2011

Fielding

Putouts

- 31, Jessica Stapleton, Culver-Stockton (Mo.) vs. MidAmerica Nazarene (Kan.), 4/10/2003
- 27, Samantha Crittenden, Houston-Victoria (Texas) vs. Daone (Neb.), 5/17/2016
- 25, Erin Exler, Geneva (Pa.) vs. Tiffin (Ohio), 5/8/2003
- 23, Brittany Plimmer, Saint Xavier (Ill.) vs. Saint Ambrose (Iowa) (Game 1), 4/9/2016
- 23, Brittany Plimmer, Saint Xavier (Ill.) vs. Saint Ambrose (Iowa) (Game 2), 4/9/2016
- 21, Falyann Burns, Northwestern Oklahoma State vs. Southern Nazarene (Okla.), 5/1/2003
- 20, Brandy Wagner, Culver-Stockton (Mo.) vs. Avila (Mo.), 3/30/2004
- 19, Ashley Ratliff, Northwestern (Iowa) vs. Concordia (Neb.), 5/6/2004



Season Records (All games, including postseason)

18, Jessica Arebalo, Saint Xavier (Ill.) vs. Trinity Christian (Ill.), 3/17/2015
18, Lauren Gidcumb, Olivet Nazarene (Ill.) vs. Bethel (Ind.), 2002
18, Kristin Vanderlaan, Olivet Nazarene (Ill.) vs. Union (Tenn.), 1999
17, Megan James, Saint Xavier (Ill.) vs. Judson (Ill.), April 22, 2014
17, Ariel Hinton, Saint Xavier (Ill.) vs. Point Park (Pa.), March 7, 2014
17, Kimberly Villalpando, Cal State San Marcos vs. Dickinson State (N.D.), 3/13/2011
17, Emily Calder, Park (Mo.) vs. Ottawa (Kan.), 3/16/2009
17, Ashley Ratliff, Northwestern (Iowa) vs. Morningside (Iowa), 5/05/2006
17, Kelly Huff, Bellevue (Neb.) vs. Park (Mo.), 4/26/2004
17, Katelyn Tatum, Eastern Oregon vs. Concordia (Ore.), 4/20/2002

Assists (minimum of eight)

12, Kelsey MacKinnon, Graceland (Iowa) vs. Waldorf (Iowa), 3/5/2005
12, Alexis Adams, Tennessee Wesleyan vs. Cincinnati Christian, 2/14/2016
11, Kelly Hibma, Azusa Pacific (Calif.) vs. Southern California, 4/18/1996
11, Amber Harris, Ottawa (Kan.) vs. Benedictine (Kan.), 2/17/2016
10, Jordan Reynolds, Olivet Nazarene (Ill.) vs. Bethel (Ind.), 4/16/2010
10, Marisa Baker, Olivet Nazarene (Ill.) vs. Judson (Ill.), 4/17/2009
10, Jen Picard, Geneva (Pa.) vs. Tiffin (Ohio), 5/8/2003
10, Amanda Jensen, Olivet Nazarene (Ill.) vs. Bethel (Ind.), 2003
9, Kelli Vermeer, Northwestern (Iowa) vs. South West State (Minn.), 4/16/2002
8, several, last to occur, Jordan Reynolds, Olivet Nazarene (Ill.) vs. Peru State (Neb.), 3/11/2010

Errors (minimum of four)

6, Angel Crump, Texas College vs Langston College, 4/2/2016
6, Stephanie Johnson, Langston (Okla.) vs. Our Lady of the Lake (Texas), 4/8/2016
5, Jen Kamp, Columbia (Mo.), 1994
5, Racquel Westerman, Central Baptist (Ark.) vs. Oklahoma Wesleyan, 3/14/2016
5, Lara Bean, Lowe, Bryan (Texas) vs. Point (Ga.), 3/15/2016
5, Timesha Johnson, Texas College vs. Jarvis Christian (Texas), 4/8/2016
4, Monserrat Figueroa, Northwestern (Iowa) vs. Judson (Ill.), 3/7/2014
4, Rebecca Baker, Asbury (Ky.) 2012
4, Katie Hansen, Albertson (Idaho) vs. Simon Fraser (B.C.), 3/1/2002
4, Kristen Meeker, Western Baptist (Ore.) vs. Dominican (Calif.), 3/23/2004

Individual Single-Season Records

Batting

Batting Average (minimum of 100 at bats)

.603, Niki Cook, Georgia Gwinnett, 2017 (117-194 AB)
.564, Melissa Dowlen, Athens State (Ala.), 1995
.533, Hannah Gardner, Olivet Nazarene (Ill.), 2014 (86-162 AB)
.531, Randi Yousey, St. Gregory's (Okla.), 2014 (192 AB)
.522, Josie Barrow, Dana (Neb.), 2006 (157 AB)
.521, Gina Schneider, Ohio Dominican, 2006
.521, Tracey Mosley, Oklahoma City, 1995
.520, Miriam Van Riessen, Northwestern (Iowa), 1986
.518, Kim White, Shawnee State (Ohio), 1996 (137 AB)
.516, Johana Gomez, Lee (Tenn.), 2010 (192 AB)
.514, Corrie Allan, Olivet Nazarene (Ill.), 1997 (212 AB)
.512, Melanie Mason, Northwestern (Iowa), 1996 (168 AB)
.509, Christen Kirchner, Central Baptist (Ark.), 2011 (216 AB)

At Bats

260, Ashley Larry, William Penn (Iowa), 2005
247, Amanda Jensen, Olivet Nazarene (Ill.), 2003
246, Marisa Baker, Olivet Nazarene (Ill.), 2010
244, Alyssa Towey, Bellevue (Neb.), 2005
244, Kylie Fenter, Olivet Nazarene (Ill.), 2004
240, Kali Pugh, Oklahoma City, 2016
238, Kyndra Holasek, Oklahoma City, 2016
237, Kyndra Holasek, Oklahoma City, 2014
237, Melody Murphy, Oklahoma City, 2008
236, William Penn (Iowa), 2005
232, Alicia Hammel, Olivet Nazarene (Ill.), 2004

231, Alicia Hammel, Olivet Nazarene (Ill.), 2003

Runs Scored

98, Marisa Baker, Olivet Nazarene (Ill.), 2010
94, Tracey Mosley, Oklahoma City, 1995
90, Jordan Reynolds, Olivet Nazarene (Ill.), 2012
90, Kiara Bonner, Central Baptist (Ark.), 2011
90, Kim Frazier, Lubbock Christian (Texas), 2010
90, Melissa Dowlen, Athens State (Ala.), 1994
88, Niki Cook, Georgia Gwinnett, 2017
87, Chelsea Showers, Lindsey Wilson, 2015
87, Amanda Jensen, Olivet Nazarene (Ill.), 2003
84, Justine Phillips, Olivet Nazarene (Ill.), 2013
84, Kali Pugh, Oklahoma City 2016
83, Kyndra Holasek, Oklahoma City, 2014
83, Laura Williams, Columbia (Mo.), 1989

Hits

120, Kyndra Holasek, Oklahoma City, 2014
117, Niki Cook, Georgia Gwinnett, 2017
112, Marisa Baker, Olivet Nazarene (Ill.), 2010
110, Christen Kirchner, Central Baptist (Ark.), 2011
109, Jordan Reynolds, Olivet Nazarene (Ill.), 2010
109, Corrie Allan, Olivet Nazarene (Ill.), 1997
107, Cheryl Bolding, Point Loma Nazarene (Calif.), 2002
105, Logan Personett, Marian (Ind.), 2016
103, Kyndra Holasek, Oklahoma City, 2016
102, Randi Yousey, St. Gregory's (Okla.), 2014
101, Jordan Reynolds, Olivet Nazarene (Ill.), 2012
101, Jill Webb, Lee (Tenn.) 2006
100, Tracey Mosley, Oklahoma City, 1995
100, Kali Pugh, Oklahoma City, 2016

Doubles

35, Corrie Allan, Olivet Nazarene (Ill.), 1997
31, Sadie Mullins, Brewton-Parker (Ga.), 2011
30, Christen Kirchner, Central Baptist (Ark.), 2011
30, Kyndra Holasek, Oklahoma City, 2016
29, Jordan Reynolds, Olivet Nazarene (Ill.), 2012
29, Leslie Ludlow, Point Loma Nazarene (Calif.), 2003
28, Corrie Allan, Olivet Nazarene (Ill.), 1999
27, Emily Newman, Jamestown (N.D.), 2016
27, Andrea Agree, Lubbock Christian (Texas), 2012
27, Jordan Reynolds, Olivet Nazarene (Ill.), 2010
27, Melissa Dowlen, Athens State (Ala.), 1994
26, Kyndra Holasek, Oklahoma City, 2014
26, Ame Clapsaddle, Union (Tenn.), 2001

Triples

16, Amerra Kesterson, Biola, 2006
16, Sandra Madrid, Texas Wesleyan, 2006
16, Kim Pacer, Ohio Dominican, 1999
12, Cherie Halliburton, Athens State (Ala.), 1994
13, April Stary, Culver-Stockton (Mo.), 1994
13, Ann Weber, William Woods (Mo.), 1994
11, Jen Kamp, Columbia (Mo.), 1999
11, Brittany Kent, Lubbock Christian (Texas), 2012
11, Britney Webb, Belhaven (Miss.), 2010

Home Runs

35, Kim Frazier, Lubbock Christian (Texas), 2010
30, Stephanie Nippert, Corban (Ore.), 2013
29, Tracey Mosley, Oklahoma City, 1995
29, Tabitha Foster, Peru State (Neb.), 2007
26, Christen Kirchner, Central Baptist (Ark.), 2011
26, Amanda Howard, Oklahoma City, 2009

Season Records (All games, including postseason)

24, Kristina Krupinski, Lindsey Wilson (Ky.), 2013
 23, Alex Springer, Indiana Wesleyan, 2016
 23, Kim Frazier, Lubbock Christian (Texas), 2011
 23, Jennifer Perkins, Trevecca Nazarene (Tenn.), 2007
 22, Kayla Lucas, Central Baptist (Ark.), 2011
 22, Lauren Geringer, Central Methodist (Mo.), 2016
 22, Randi Wimpy, Reinhardt (Ga.), 2014

Runs Batted In

106, Kim Frazier, Lubbock Christian (Texas), 2010
 99, Melissa Dowlen, Athens State (Ala.), 1994
 91, Hannah Gardner, Olivet Nazarene (Ill.), 2013
 91, Christen Kirchner, Central Baptist (Ark.), 2011
 87, Alex Springer, Indian Wesleyan, 2016
 86, Tabitha Foster, Peru State (Neb.), 2007
 85, Amanda Trampe, Lindsey Wilson, 2015
 85, Johana Gomez, Lee (Tenn.), 2010
 84, Kayla Lucas, Central Baptist (Ark.), 2011
 82, Stephanie Nippert, Corban (Ore.), 2013
 82, Colleen Kilduff, St. Xavier (Ill.), 2006
 82, Corrie Allan, Olivet Nazarene (Ill.) 1997

Total Bases

224, Christen Kirchner, Central Baptist (Ark.), 2011
 215, Tracey Mosley, Oklahoma City, 1995
 213, Kim Frazier, Lubbock Christian (Texas), 2010
 197, Melissa Dowlen, Athens State (Ala.), 1994
 193, Amanda Howard, Oklahoma City, 2009
 182, Kiara Bonner, Central Baptist (Ark.), 2011
 181, Kayla Lucas, Central Baptist (Ark.), 2011
 178, Alex Springer, Indian Wesleyan, 2016
 177, Corrie Allan, Olivet Nazarene (Ill.), 1997
 176, Jordan Reynolds, Olivet Nazarene (Ill.), 2010
 175, Kali Pugh, Oklahoma City, 2016
 173, Cassie Martin, Central Baptist (Ark.), 2010
 173, Melanie Mason, Northwestern (Iowa), 1996

Slugging Percentage

1.238, Kim Frazier, Lubbock Christian (Texas), 2010
 1.128, Aleisha Norman, Morris (S.C.), 2016
 1.120, Tracey Mosley, Oklahoma City, 1995
 1.120, Melissa Dowlen, Athens State (Ala.), 1995
 1.098, Stephanie Nippert, Corban (Ore.), 2013
 1.077, Mayret Perez, Mobile (Ala.), 2006
 1.037, Christen Kirchner, Central Baptist (Ark.), 2011
 1.030, Melanie Mason, Northwestern (Iowa), 1996
 1.012, Gina Schneider, Ohio Dominican, 2006
 1.00, JosieBarrow, Dana (Neb.), 2006

Stolen Bases

80, Britney Webb, Belhaven (Miss.), 2010
 71, Niki Cook, Georgia Gwinnett, 2017
 68, Heather Tang, William Woods (Mo.), 1997
 63, Lisa Francis, Culver-Stockton (Mo.), 1994
 62, Laura Williams, Columbia (Mo.), 1989
 60, Christina Jaques, Belhaven (Miss.), 2010
 55, Holly Haycraft, Union (Tenn.), 2005
 55, Heather Tang, William Woods (Mo.), 1996
 55, Britney Webb, Belhaven (Miss.), 2009
 54, Jordan Reynolds, Olivet Nazarene (Ill.), 2012
 52, Amanda Addie, Point Loma Nazarene (Calif.), 2007

Hit by Pitch

34, DeVyn Barker, Southeastern (Fla.), 2014
 28, Monica Thomason, Oklahoma City, 2004
 25, Rachel Comoglio, Olivet Nazarene (Ill.), 2010

25, Stdney Fourman, Lindsey Wilson, 2016
 22, Lindsey Krippel, Olivet Nazarene (Ill.), 2014
 22, Hailey King, Central Baptist (Ark.), 2011
 22, Lauren Biediger, Belhaven (Miss.), 2008
 21, Erika Tatum, Olivet Nazarene (Ill.), 2013
 21, Rachel Comoglio, Olivet Nazarene (Ill.), 2009
 20, Whitney Anderson, St. Gregory's (Okla.), 2014
 19, Melissa Gunderson, Southeastern (Fla.), 2013

Walks

68, Stephanie Nippert, Corban (Ore.), 2013
 62, Laura Williams, Columbia (Mo.), 1989
 50, Alyssa Dronenburg, Cal State San Marcos, 2011
 49, Kim Frazier, Lubbock Christian (Texas), 2010
 47, Khadijah Bland, Friends (Kan.), 2015
 46, Kim Frazier, Lubbock Christian (Texas), 2011
 46, Kathleen Brown, Peru State, (Neb.), 2007
 46, Lindsey Bredar, Bellevue (Neb.), 2005
 42, Randi Wimpy, Reinhardt (Ga.), 2015
 42, Ashley Collins, Brewton-Parker (Ga.), 2010
 39, Kathleen Brown, Peru State, (Neb.), 2006
 39, Michele Rupard, Central Methodist (Mo.), 2014

Strikeouts

51, Amber Kraaz, Northwest Christian (Ore.), 2008
 45, Kristina Jones, Columbia (Mo.), 2003
 44, Lissa Hatefi, Northwest Christian (Ore.), 2008
 44, Casandrah Carreon, California Baptist, 2007
 42, Destiny Perry, Columbia (Mo.), 2002
 40, Kiara Bonner, Central Baptist (Ark.), 2011
 40, Geanie Jenkins, California Baptist, 2007
 39, Monica Valdez, Union College (Ky.), 2005
 38, Rebecca Baker, Asbury (Ky.), 2012
 38, Brandi McChristian, Central Baptist (Ark.), 2010
 37, Melissa Jelsma, Northwestern (Iowa), 2000
 36, Melissa Moore, Oklahoma City, 2009
 36, Sarah Perotti, William Penn (Iowa), 2002
 36, Heidi Esdohr, Northwestern (Iowa), 2010

Sacrifice Hits (minimum of 20)

38, Karissa Smith, Culver-Stockton (Mo.), 1995
 34, Autumn Willemsen, Lee (Tenn.), 1995
 30, Kristy Jacoby, Columbia (Mo.), 1992
 29, Katie Hannagan, Olivet Nazarene (Ill.), 2010
 26, Kate Johnson, Park (Mo.), 2005
 26, Lisa Taylor, Northwestern (Iowa), 2005
 26, Kylie Fenter, Olivet Nazarene (Ill.), 2003

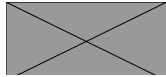
Pitching

Appearances

58, Dasha Shembereva, Oklahoma City, 2006
 57, Lily LaVelle, Oklahoma City, 2012
 56, Sharon Bell, St. Gregory's (Okla.), 2006
 55, Brittiany Johnson, Trevecca Nazarene (Tenn.), 2007
 55, Kerry Martin, Azusa Pacific (Calif.), 1997
 54, Brenna Sandberg, Cal State San Marcos, 2010
 54, Marissa Gonzalez, Lubbock Christian (Texas), 2008
 54, Brittiany Johnson, Trevecca Nazarene (Tenn.), 2006
 53, Caroline Sagrera, Spring Hill (Ala.), 2013
 51, Brenna Sandberg, Cal State San Marcos, 2011
 52, Sharon Bell, St. Gregory's (Okla.), 2007
 50, Dana Askins, Science & Arts (Okla.), 2005
 50, Julia Hartnell, Oklahoma City, 2004

Relief Appearances

27, Jordan Hood, Lindsey Wilson (Ky.), 2013



Season Records (All games, including postseason)

26, Brittany Fuller, William Carey (Miss.), 2009
25, Elizabeth Oberst, Oklahoma City, 2008
24, Melissa Wright, Ohio Dominican, 2001
22, Natalie Brown, Concordia (Ore.), 2006
21, Jasmine Matchen, Lindsey Wilson (Ky.), 2014
20, Jenna Royce, Northwest Christian (Ore.), 2010
19, Lindsay Stotler, Olivet Nazarene (Ill.), 2012
19, Jenna Royce, Northwest Christian (Ore.), 2011
19, Ashley Wilburn, Oklahoma City, 2009
19, Ashley Wilburn, Oklahoma City, 2008
19, Jen Miller, Bellevue (Neb.), 2005

Starts

57, Dasha Shembereva, Oklahoma City, 2006
52, Brenna Sandberg, Cal State San Marcos, 2010
50, Brenna Sandberg, Cal State San Marcos, 2011
49, Kerry Martin, Azusa Pacific (Calif.), 1997
49, Jessica Semon, Lindsey Wilson, 2000
46, Caroline Sagrera, Spring Hill (Ala.), 2013
46, Brittiany Johnson, Trevecca Nazarene (Tenn.), 2007
45, Emily Moore, Lee (Tenn.), 2000
44, Marissa Gonzalez, Lubbock Christian (Texas), 2008
44, Brittiany Johnson, Trevecca Nazarene (Tenn.), 2006
42, Alyssa Gutierrez, Lubbock Christian (Texas), 2008
41, Lauren Chessum, Olivet Nazarene (Ill.), 2005

Complete Games

50, Sharon Bell, St. Gregory's (Okla.), 2007
49, Dasha Shembereva, Oklahoma City, 2006
45, Emily Moore, Lee (Tenn.), 2000
42, Caroline Sagrera, Spring Hill (Ala.), 2013
42, Brenna Sandberg, Cal State San Marcos, 2011
42, Kerry Martin, Azusa Pacific (Calif.), 1997
39, Brenna Sandberg, Cal State San Marcos, 2010
38, Sara Mullins, Olivet Nazarene, 1989
37, Destini Anderson, Oklahoma Baptist, 1998
36, Corrie Allan, Olivet Nazarene (Ill.), 1996
35, Jessica Irwin, Madonna (Mich.), 2009
35, Dana Askins, Science & Arts (Okla.), 2005
35, Jenni Hornok, Olivet Nazarene (Ill.), 2001

Wins

46, Dasha Shembereva, Oklahoma City, 2006
43, Lily LaVelle, Oklahoma City, 2012
43, Kerry Martin, Azusa Pacific (Calif.), 1997
42, Brittiany Johnson, Trevecca Nazarene (Tenn.), 2007
41, Brenna Sandberg, Cal State San Marcos, 2011
39, Caroline Sagrera, Spring Hill (Ala.), 2013
38, Brenna Sandberg, Cal State San Marcos, 2010
38, Alyssa Gutierrez, Lubbock Christian (Texas), 2010
38, Sharon Bell, St. Gregory's (Okla.), 2007
36, Sharon Bell, St. Gregory's (Okla.), 2006
35, Taylor Powell, Auburn Montgomery (Ala.), 2016
35, Brittiany Johnson, Trevecca Nazarene (Tenn.), 2006
34, Julia Hartnell, Oklahoma City, 2004
34, Wendy Mertz, Columbia (Mo.), 1989

Losses (minimum of 20)

28, Jaszmin Brown, Texas College, 2016
26, Sydney Lang, McPherson (Kan.), 2016
25, Mikayla Zimmerman, Fisher (Mass.), 2016
25, Nicole Glenn, Albertson (Idaho), 2002
24, Ashley Kennedy, Athens State (Ala.), 1991
21, Kristen Smith, Union (Ky.), 2005
21, Emily Moore, Lee (Tenn.), 2000

Saves (minimum of eight)

14, Brittany Fuller, William Carey (Miss.), 2009
11, Lyndsey Gavulic, Belhaven (Miss.), 2005
11, Salina Cervantes, Belhaven (Miss.), 2009

Shutouts

23, Leslie Ludlow, Point Loma Nazarene (Calif.), 2002
21, Brenna Sandberg, Cal State San Marcos, 2011
20, Linden Jones, Mobile (Ala.), 2006
19, Jodi Miller, Azusa Pacific (Calif.), 2000
18, Caroline Sagrera, Spring Hill (Ala.), 2013
18, Brenna Sandberg, Cal State San Marcos, 2011
18, Dasha Shembereva, Oklahoma City, 2006
18, Stacie Eschmann, St. Xavier (Ill.), 2002
17, Katie Cotta, Concordia (Calif.), 2013
16, Nicole Nonnemacher, Saint Xavier (Ill.), 2015
16, Nicole Nonnemacher, Saint Xavier (Ill.), 2014
16, Leah Gronberg, Union (Tenn.), 2002
16, Rachel Werner, Houston Baptist (Texas), 2002
16, Corrie Allan, Olivet Nazarene (Ill.), 1997
16, Wendy Mertz, Columbia (Mo.), 1989

No-Hitters

11, Katie Cotta, Concordia (Calif.), 2013
8, Rachel Murray, Union (Tenn.), 2001
7, Wendy Mertz, Columbia (Mo.), 1989
6, Rachel Murray, Union (Tenn.), 2002
6, Leah Gronberg, Union (Tenn.), 2002
4, Nicole Nonnemacher, Saint Xavier (Ill.), 2014
4, Brenna Sandberg, Cal State San Marcos, 2011
4, Jessica Irwin, Madonna (Mich.), 2009 and 2010
3, Brenna Sandberg, Cal State San Marcos, 2011
3, Marissa Gonzalez, Lubbock Christian (Texas), 2008
3, Lily LaVelle, Oklahoma City, 2009
3, Dasha Shembereva, Oklahoma City, 2006
3, Steph Christner, William Penn (Iowa), 2005

Perfect Games (minimum of two)

2, Amie Brown, St. Xavier (Ill.), 2012
2, Brenna Sandberg, Cal State San Marcos, 2011

Innings Pitched

348.0, Sharon Bell, St. Gregory's (Okla.), 2006
344.1, Dasha Shembereva, Oklahoma City, 2006
344.0, Caroline Sagrera, Spring Hill (Ala.), 2013
343.0, Sharon Bell, St. Gregory's (Okla.), 2006
328.1, Brenna Sandberg, Cal State San Marcos, 2010
323.2, Brenna Sandberg, Cal State San Marcos, 2011
323.2, Kerry Martin, Azusa Pacific (Calif.), 1997
313.0, Lily LaVelle, Oklahoma City, 2012
305.0, Emily Moore, Lee (Tenn.), 2000
298.0, Jessica Seamon, Lindsey Wilson, 2000
296.1, Natalie Brown, Concordia (Ore.), 2005
291.1, Marissa Gonzalez, Lubbock Christian (Texas), 2008
285.2, Brittiany Johnson, Trevecca Nazarene (Tenn.), 2006

Fewest Runs Allowed (minimum 100 innings pitched)

13, Katie Moloney, Ohio Dominican, 2004 (112.0 IP)
14, Tammy Braithwaite, Oklahoma City, 1995 (101.1 IP)
17, Corrie Allan, Olivet Nazarene (Ill.), 1998, (207.2 IP)
19, Katie Cotta, Concordia (Calif.), 2013 (177.0 IP)
19, Linden Jones, Mobile (Ala.), 2006 (229.1 IP)
20, Jessica Bock, Central Baptist (Ark.), 2010 (156.0 IP)
22, Kindra Gregory, Science & Arts (Okla.), 2004, (104.0 IP)
22, Leslie Ernstrom, Oregon Tech, 2002 (154.2 IP)
23, Virginia McAndrews, Olivet Nazarene (Ill.), 2014 (100.0 IP)

Season Records (All games, including postseason)

23, Kim White, Shawnee State (Ohio), 1996 (185.0 IP)
 23, Leslie Ludlow, Point Loma Nazarene (Calif.), 2001 (184.2 IP)
 23, Michelle Krassinger, William Woods (Mo.), 1986 (181.0 IP)

Most Runs Allowed

192, Bethany Stocking, Union (Ky.), 1999
 184, Nicole Glenn, Albertson (Idaho), 2002
 164, Emily Moore, Lee (Tenn.), 2000
 123, Kindra Gregory, Science & Arts (Okla.), 2006
 119, Jessica Hooper, Northwestern (Iowa), 2010
 117, Lindzi Wasko, Albertson (Idaho), 2004
 111, Jamie Garman, Park (Mo.), 2008
 107, Rachel Hiatt, Western Baptist (Ore.), 2004

Fewest Earned Runs Allowed (minimum 100 innings)

5, Katie Moloney, Ohio Dominican, 2004, (112.0 IP)
 10, Katie Cotta, Concordia (Calif.), 2013, (177.0 IP)
 10, Leslie Ludlow, Point Loma Nazarene (Calif.), 2001, (184.2 IP)
 10, Monica Mueller, Columbia (Mo.), 2002
 13, Michelle Krassinger, William Woods (Mo.), 1986 (181.0 IP)
 13, Michelle Krassinger, William Woods (Mo.), 1984 (132.0 IP)
 13, Georgia Wall, Oklahoma City, 2016 (192.1 IP)

Most Earned Runs Allowed (minimum of 75)

128, Nicole Glenn, Albertson (Idaho), 2002 (211.0 IP)
 109, Emily Moore, Lee (Tenn.), 2000 (305.0 IP)
 94, Lindzi Wasko, Albertson (Idaho), 2004 (77.0 IP)
 93, Jessica Hooper, Northwestern (Iowa), 2010 (113.0 IP)
 89, Jamie Garman, Park (Mo.), 2008 (118.0 IP)
 77, Rachel Hiatt, Western Baptist (Ore.), 2004 (154.2 IP)

Strikeouts

540, Lily LaVelle, Oklahoma City, 2012
 482, Caroline Sagrera, Spring Hill (Ala.), 2013
 473, Sharon Bell, St. Gregory's (Okla.), 2007
 469, Sharon Bell, St. Gregory's (Okla.), 2006
 450, Brittiany Johnson, Trevecca Nazarene (Tenn.), 2006
 432, Nicole Nonnemacher, Saint Xavier (Ill.), 2016
 423, Jessica Irwin, Madonna (Mich.), 2009
 417, Aniybell Ramirez, Lindsey Wilson, 2011
 390, Brenna Sandberg, Cal State San Marcos, 2011
 385, Nicole Nonnemacher, Saint Xavier (Ill.), 2015
 375, Dasha Shembereva, Oklahoma City, 2006
 372, Leigh Baker, Reinhardt (Ga.), 2006

Fewest Walks Allowed (minimum 100 innings)

3, Anita Aeikens, Northwestern (Iowa), 2000 (182.0 IP)
 8, Stacie Eschmann, St. Xavier (Ill.), 2002 (209.2 IP)
 9, Jessica Bock, Central Baptist (Ark.), 2010 (156 IP)
 10, Stacie Eschmann, St. Xavier (Ill.), 2003 (192.0 IP)
 12, Aubrey Utley, Central Methodist (Mo.), 2013 (151.1 IP)
 12, Amber Mosher, Oklahoma Christian, 2002 (160.2 IP)
 13, Stephanie Gault, Oklahoma Christian, 2002 (176.1 IP)
 13, Anita Aeikens, Northwestern (Iowa), 2001 (123.2 IP)
 13, Stacie Eschmann, St. Xavier (Ill.), 2001 (167.0 IP)
 13, Kim White, Shawnee State (Ohio), 1994 (111.2 IP)

Most Walks Allowed

136, Emily Moore, Lee (Tenn.), 2000 (305.0 IP)
 135, Alison Dewald, St. Louis Oharmacy (Mo.), 2016 (83.0 IP)
 115, Ashley Kennedy, Athens State (Ala.), 1991 (284.2 IP)
 110, Kara Kelly, Columbia (Mo.), 1995
 103, Steph Christner, William Penn (Iowa), 2005
 95, Kayla McSpedon, Union (Ky.), 2002
 94, Keely Bracelin, Northwestern (Iowa), 2013
 90, Steph Christner, William Penn (Iowa), 2004

Hits Allowed (minimum 200)

308, Emily Moore, Lee (Tenn.), 2000 (305.0 IP)
 298, Bethany Stocking, Union College, 1999
 277, Nicole Glenn, Albertson (Idaho), 2002 (211.0 IP)

Hit Batters (minimum of 20)

45, Caroline Sagrera, Spring Hill (Ala.), 2013
 37, Jennifer Whitehead, William Penn (Iowa.), 2012
 31, Mindy Jameson, McKendree (Ill.), 2002
 21, Jessica Pike, Lee (Tenn.), 2002

Wild Pitches (minimum of 30)

Winning Percentage (minimum of 15 decisions)

1.000 Jessica Bock, Central Baptist (Ark.), 2010 (28-0)
 1.000 Tory Ferreira, California Baptist, 2009 (24-0)
 .968, Linden Jones, Mobile (Ala.), 2006 (31-1)
 .968, Johana Gomez, Lee (Tenn.), 2010 (30-1)
 .950, Ann Marie Odum, Mobile (Ala.), 2006 (19-1)
 .944, Kelly Blucker, Olivet Nazarene (Ill.), 2012 (17-1)
 .941, Tammy Braithwaite, Oklahoma City, 1995, (16-1)
 .933, Amy Thomas, California Baptist, 2007 (28-2)
 .933, Alyssa Ashley, Lee (Tenn.), 2005 (14-1)
 .926, Anita Aeikens, Northwestern (Iowa), 2000 (25-2)

Earned Run Average (minimum of 100 innings)

0.26, Dawn Jackson, Columbia (Mo.), 1988
 0.31, Katie Moloney, Ohio Dominican, 2004 (112.0 IP)
 0.34, Kena Freeman, Oklahoma Baptist, 2002 (203.0 IP)
 0.38, Leslie Ludlow, Point Loma Nazarene (Calif.), 2001 (184.2 IP)
 0.44, Erin Bolton, Houston Baptist (Texas), 2002
 0.47, Georgia Wall, Oklahoma City, 2016 (192.1 IP)
 0.51, Kendra Coffman, Lee (Tenn.), 1991
 0.53, Charli Duff, Trevecca Nazarene (Tenn.), 2004

Fielding

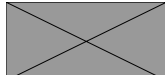
Putouts

643, Caitlin Gidcumb, Olivet Nazarene (Ill.), 2010
 637, Lauren Gidcumb, Olivet Nazarene (Ill.), 2003
 585, Nikki Hodges, Martin Methodist (Tenn.), 2016
 559, Cheryl Sendzik, Olivet Nazarene (Ill.), 2012
 548, Kelly Huff, Bellevue (Neb.), 2005
 536, Shannon Pickard, Central Baptist (Ark.), 2010
 533, Hailey Spzilla, Campbellsville (Ky.), 2016
 523, Erin Slettvet, Oklahoma City, 2009
 515, Brandy Wagner, Culver-Stockton (Mo.), 2004
 506, Brittany Plimmer, Saint Xavier (Ill.), 2016
 496, Elisabeth Pasch, Olivet Nazarene (Ill.), 2004
 493, Kristin VanderLaan, Olivet Nazarene (Ill.), 2000
 478, Caitlin Gidcumb, Olivet Nazarene (Ill.), 2009

Assists

229, Jordan Reynolds, Olivet Nazarene (Ill.), 2010
 215, Amanda Jensen, Olivet Nazarene (Ill.), 2003
 197, Kelly Grant, Columbia (Mo.), 1996
 185, Amanda Jensen, Olivet Nazarene (Ill.), 2001
 183, Amanda Jensen, Olivet Nazarene (Ill.), 2002
 181, Taylor Moore, Martin Methodist (Tenn.), 2016
 178, Jordan Reynolds, Olivet Nazarene (Ill.), 2012
 168, Marisa Baker, Olivet Nazarene (Ill.), 2009
 167, Molly Anderson, Olivet Nazarene (Ill.), 2012
 166, Renae Bahrke, Northwestern (Iowa), 2002
 158, Lindsey Bredar, Bellevue (Neb.), 2005

Errors (minimum of 30)



Season Records (All games, including postseason)

39, Brandy Green, Union (Ky.), 2000
34, Megan Jones, Sienna Heights (Mich.), 2016
33, Lindsay Sleep, Northwestern (Iowa), 2013
33, Kayla Frazier, Union, 2016
31, Kristina Jones, Columbia (Mo.), 2002

Miscellaneous

Most Games

73, several, last to occur, Steph Christner, William Penn (Iowa), 2005

Individual Career Records

Batting

Batting Average (minimum 400 at bats)

.516, Anna Ball, Notre Dame (Ohio) (281-545)
.477, Kim Frazier, Lubbock Christian (Texas) (254-533), 2010-12
.474, Kim White, Shawnee State (Ohio) (277-584)
.461, Melanie Mason, Northwestern (Iowa) (280-608)
.460, Corrie Allan, Olivet Nazarene (Ill.), (354-769)
.457, Hannah Gardner, Olivet Nazarene (Ill.), (350-766), 2011-14
.447, Stephanie Nippert, Corban (Ore.), (264-591), 2010-13
.434, Maranda Mounce, Lee (Tenn.), (185-426)
.429, Megan VinZant, Friends (Kan.), 2009
.424, Melody Murphy, Oklahoma City, (197-465)
.414, Christin Dobbs, Oklahoma Christian, (292-705), 2006, 2008-2010

At Bats

861, Amanda Jensen, Olivet Nazarene (Ill.), 2000-03
837, Marcia Grimes, Olivet Nazarene (Ill.), 2005-08
835, Marisa Baker, Olivet Nazarene (Ill.), 2007-10
806, Cheryl Bolding, Point Loma Nazarene (Calif.), 2000-03
793, Kelly Koch, William Woods (Mo.), 1994-97
782, Andrea Whelan, Lindsey Wilson, 2012-15
776, Allison Konsoer, Olivet Nazarene (Ill.), 2003-06
769, Corrie Allan, Olivet Nazarene (Ill.), 1996-99
766, Hannah Gardner, Olivet Nazarene (Ill.), 2011-14
763, Stacy Hirt, William Woods (Mo.), 1996-99
758, Kylie Redman, Olivet Nazarene (Ill.), 1997-2000

Runs Scored

314, Kyndra Holasek, Oklahoma City, 2013-16
292, Jordan Reynolds, Olivet Nazarene (Ill.), 2009-12
274, Hannah Gardner, Olivet Nazarene (Ill.), 2011-14
251, Melissa Dowlen, Athens State (Ala.), 1993-95
250, Marisa Baker, Olivet Nazarene (Ill.), 2007-10
247, Amanda Jensen, Olivet Nazarene (Ill.), 2000-03
223, Kim Frazier, Lubbock Christian (Texas), 2010-12
220, Marcia Grime, Olivet Nazarene (Ill.), 2005-08
220, Stephanie Nippert, Corban (Ore.), 2010-13
216, Rachel Comoglio, Olivet Nazarene (Ill.), 2007-10
203, Tabitha Furlong, Ohio Dominican, 2002-05

Hits

404, Kyndra Holasek, Oklahoma City, 2013-16
357, Jordan Reynolds, Olivet Nazarene (Ill.) 2009-12
354, Corrie Allan, Olivet Nazarene (Ill.), 1996-99
350, Hannah Gardner, Olivet Nazarene (Ill.), 2011-14
318, Cheryl Bolding, Point Loma Nazarene (Calif.), 2000-03
317, Amanda Jensen, Olivet Nazarene (Ill.), 2000-03
316, Tabitha Furlong, Ohio Dominican, 2002-05
315, Tara Fiene, William Woods (Mo.), 2001-04
312, Marisa Baker, Olivet Nazarene (Ill.), 2007-10
302, Colleen Kilduff, St. Xavier (Ill.), 2002-06
300, Alex Vargas, Dickinson State (N.D.) 2013-16
299, Marcia Grimes, Olivet Nazarene (Ill.), 2005-08

Doubles

107, Corrie Allan, Olivet Nazarene (Ill.), 1996-99
100, Kyndra Holasek, Oklahoma City, 2013-16
87, Anna Ball, Notre Dame College (Ohio), 2006-09
74, Colleen Kilduff, St. Xavier (Ill.), 2002-06
71, Hannah Gardner, Olivet Nazarene (Ill.), 2011-14
69, Ashley McCool, Trevecca Nazarene (Tenn.), 2004-07
69, Melissa Dowlen, Athens State (Ala.), 1993-95
68, Caitlin Gidcumb, Olivet Nazarene (Ill.), 2007-10
66, Summer Kimble, Evangel (Mo.), 1998-2001
66, Megan VinZant, Friends (Kan.), 2009
63, Crystal Pickelsimer, Shawnee State (Ohio), 1997-2000
60, Kim Frazier, Lubbock Christian (Texas), 2010-12

Triples (minimum of 25)

30, Chris Dailey, William Woods, (Mo.), 1992-95
27, Ann Weber, William Woods (Mo.), 1991-94
27, Ashley Wojnowski, Union College (Ky.), 2012-2015
26, Marisa Baker, Olivet Nazarene (Ill.), 2007-10
26, Stephanie Bowshier, Ohio Dominican, 2003-06
25, Kelly Seamons, Athens State (Ala.), 1993-95

Home Runs

83, Stephanie Nippert, Corban (Ore.), 2010-13
76, Kim Frazier, Lubbock Christian (Texas), 2010-12
58, Katie Booher, Bethel (Ind.), 2008-11
52, Lindsey Bredar, Bellevue (Neb.), 2002-05
51, Melissa Dowlen, Athens State (Ala.), 1993-95
49, Melanie Mason, Northwestern (Iowa), 1994-97
48, Hannah Gardner, Olivet Nazarene (Ill.), 2011-14
46, Katelyn Griffin, Houston Baptist (Texas), 2002-05
45, JaAndrea Hinton, Lee (Tenn.), 2004-07
45, Colleen Kilduff, Saint Xavier (Ill.), 2002-06

Runs Batted In

316, Hannah Gardner, Olivet Nazarene (Ill.), 2011-14
260, Corrie Allan, Olivet Nazarene (Ill.), 1996-99
253, Kim Frazier, Lubbock Christian (Texas), 2010-12
251, Melissa Dowlen, Athens State (Ala.), 1993-95
247, Alex Vargas, Dickinson State (N.D.) 2013-16
242, Lindsey Bredar, Bellevue (Neb.), 2002-05
240, Stephanie Nippert, Corban (Ore.), 2010-13
232, Rachel Comoglio, Olivet Nazarene (Ill.), 2007-10
226, Caitlin Gidcumb, Olivet Nazarene (Ill.), 2007-10
224, Melanie Mason, Northwestern (Iowa), 1994-97
219, Colleen Kilduff, Saint Xavier (Ill.), 2002-06

Total Bases

653, Kyndra Holasek, Oklahoma City 2013-16
593, Hannah Gardner, Olivet Nazarene (Ill.), 2011-14
587, Jordan Reynolds, Olivet Nazarene (Ill.), 2009-12
564, Stephanie Nippert, Corban (Ore.), 2010-13
557, Corrie Allan, Olivet Nazarene (Ill.), 1996-99
548, Kim Frazier, Lubbock Christian (Texas), 2010-12
535, Colleen Kilduff, St. Xavier (Ill.), 2002-06
530, Melissa Dowlen, Athens State (Ala.), 1993-95
516, Lindsey Bredar, Bellevue (Neb.), 2002-05
511, Melanie Mason, Northwestern (Iowa), 1994-97
511, Alex Vargas, Dickinson State (N.D.) 2013-16
508, Meagan Webber, Oregon Tech, 1999-2002

Slugging Percentage

1.028, Kim Frazier, Lubbock Christian (Texas), 2010-12 (533 AB)
.954, Stephanie Nippert, Corban (Ore.), 201013 (591 AB)
.862, Anna Ball, Notre Dame (Ohio), 2006-09 (545 AB)
.857, Melissa Dowlen, Athens State (Ala.), 1993-95 (569 AB)

Season Records (All games, including postseason)

.840, Melanie Mason, Northwestern (Iowa), 1994-97 (608 AB)
 .831, Kristina Krupinski, Lindsey Wilson, 2012-14
 .830, Kim White, Shawnee State (Ohio), 1994-97 (584 AB)
 .770, Megan VinZant, Friends (Kan.), 2009
 .751, Lindsey Bredar, Bellevue (Neb.), 2002-05 (687 AB)
 .744, Shayla Cain, Lindsey Wilson, 2007-08
 .744, Hannah Gardner, Olivet Nazarene (Ill.), (766 AB), 2011-14
 .737, Alex Vargas, Dickinson State (N.D.), 2013-16
 .730, Meagan Webber, Oregon Tech, 1999-2002 (696 AB)
 .726, Jessica Sanders, Shorter (Ga.), 2006-08 (493 AB)

Stolen Bases (minimum of 150)

213, Britney Webb, Belhaven (Miss.), 2007-10 (231 attempts)
 185, Amanda Addie, Point Loma Nazarene (Calif.), 2005-08 (200 attempts)
 174, Holly Haycraft, Union (Tenn.), 2003-06 (191 attempts)
 169, Cheryl Bolding, Point Loma Nazarene (Calif.), 2000-03 (196 attempts)
 167, Lisa Francis, Culver-Stockton (Mo.), 1991-94 (188 attempts)

Hit by Pitch (minimum of 30)

71, Lindsey Krippel, Olivet Nazarene (Ill.), 2013-16
 67, Rachel Comoglio, Olivet Nazarene (Ill.), 2007-10
 48, Jill Vaughn, Oklahoma City, 2003-06
 41, Kate Beasley, Oklahoma City, 2003-06
 40, Sydney Fourman, Lindsey Wilson, 2015-16
 33, Lelys Gomez, Oklahoma City, 2004-06

Walks (minimum of 100)

143, Kathleen Brown, Peru State, (Neb.), 2004-07
 126, Kim Frazier, Lubbock Christian (Texas), 2010-12
 120, Stephanie Nippert, Corban (Ore.), 2010-13
 100, Marisa Baker, Olivet Nazarene (Ill.), 2007-10
 100, Lindsey Bredar, Bellevue (Neb.), 2002-05

Strikeouts (minimum of 100)

140, Cassie Bishop, Northwest Christian (Ore.), 2008-11
 121, Casandrah Carreon, California Baptist, 2004-07
 113, Lissa Hatefi, Northwest Christian (Ore.), 2008
 112, Rebecca Baker, Asbury (Ky.), 2009-12
 101, Becky Vugteveen, Northwestern (Iowa), 1996-99

Sacrifice Hits (minimum of 50)

72, Autumn Willemsen, Lee (Tenn.), 1993-96
 69, Brandy Wagner, Culver-Stockton (Mo.), 2001-04
 58, Lisa Taylor, Northwestern (Iowa), 2002-05
 51, Kylie Fenter, Olivet Nazarene (Ill.), 2001-04
 50, Angie Conley, McKendree (Ill.), 1999-2002

Pitching

Appearances

169, Lily LaVelle, Oklahoma City, 2009-12
 161, Candice Thomas, California Baptist, 2004-07
 159, Lauren Chessum, Olivet Nazarene (Ill.), 2005-08
 155, Jessica Irwin, Madonna (Mich.), 2008-11
 154, Rachel Murray, Union (Tenn.), 1999-02
 149, Brenna Sandberg, Cal State San Marcos, 2008-11
 147, Corrie Allan, Olivet Nazarene (Ill.), 1996-99
 145, Jordan Hood, Lindsey Wilson, 2012-15
 134, Nicole Nonnemacher, Saint Xavier (Ill.), 2013-16
 132, Jenni Hornok, Olivet Nazarene (Ill.), 199-2002
 131, Nickayla Skinner, College of Idaho, 2011-14
 130, Saysha Sappenfield, William Woods (Mo.), 1995-98

Relief Appearances (minimum of 30)

79, Brittany Fuller, William Carey (Miss.), 2006-09
 46, Melissa Wright, Ohio Dominican, 1999-2002
 44, Jordan Hood, Lindsey Wilson (Ky.), 2012-14

38, Candice Thomas, California Baptist, 2004-07
 34, Stephanie Fisher, Trevecca Nazarene (Tenn.), 2006-09
 33, Leigh Oakley, Lindsey Wilson (Ky.), 2003-06
 33, Morgan Paschall, Lindsey Wilson (Ky.), 2010-11
 33, Jessica Irwin, Madonna (Mich.), 2008-11

Starts

145, Rachel Murray, Union (Tenn.), 1999-2002
 144, Lauren Chessum, Olivet Nazarene (Ill.), 2005-08
 140, Corrie Allan, Olivet Nazarene (Ill.), 1996-99
 139, Lily LaVelle, Oklahoma City, 2009-12
 136, Brenna Sandberg, Cal State San Marcos, 2008-11
 123, Candice Thomas, California Baptist, 2004-07
 122, Jessica Irwin, Madonna (Mich.), 2008-11
 120, Leslie Ludlow, Point Loma Nazarene (Calif.), 2000-03
 119, Leah Gronberg, Union (Tenn.), 2001-04
 114, Jenni Hornok, Olivet Nazarene (Ill.), 1999-2002

Complete Games

132, Corrie Allan, Olivet Nazarene (Ill.), 1996-99
 114, Jessica Irwin, Madonna (Mich.), 2008-11
 112, Lauren Chessum, Olivet Nazarene (Ill.), 2005-08
 111, Leah Gronberg, Union (Tenn.), 2001-04
 104, Jenni Hornok, Olivet Nazarene (Ill.), 1999-2002
 100, Sarah Driver, Union College (Ky.), 2007-2010
 100, Lily LaVelle, Oklahoma City, 2009-12
 100, Brenna Sandberg, Cal State San Marcos, 2008-11
 98, Nickayla Skinner, College of Idaho, 2011-14
 98, Aubrey Utley, Central Methodist (Mo.), 2011-14

Wins

126, Rachel Murray, Union (Tenn.), 1999-2002
 122, Lily LaVelle, Oklahoma City, 2009-12
 121, Candice Thomas, California Baptist, 2004-07
 110, Corrie Allan, Olivet Nazarene (Ill.), 1996-99
 106, Lauren Chessum, Olivet Nazarene (Ill.), 2005-08
 105, Jessica Irwin, Madonna (Mich.), 2008-11
 102, Leah Gronberg, Union (Tenn.), 2001-04
 102, Nicole Nonnemacher, Saint Xavier (Ill.)
 99, Brenna Sandberg, Cal State San Marcos, 2008-11
 94, Aubrey Utley, Central Methodist (Mo.), 2011-14
 91, Leslie Ludlow, Point Loma Nazarene (Calif.), 2000-03

Saves (minimum of 15)

22, Brittany Fuller, William Carey (Miss.), 2006-09
 15, Candice Thomas, California Baptist, 2004-07

Shutouts

68, Rachel Murray, Union (Tenn.), 1999-2002
 54, Leslie Ludlow, Point Loma Nazarene (Calif.), 2000-03
 52, Corrie Allan, Olivet Nazarene (Ill.), 1996-99
 51, Stacie Eschmann, St. Xavier (Ill.), 2001-04
 49, Leah Gronberg, Union (Ten.), 2001-04
 47, Leah Carrell, Oklahoma Christian, 1998-2001
 44, Jessica Irwin, Madonna (Mich.), 2008-11
 43, Aubrey Utley, Central Methodist (Mo.), 2011-14
 43, Brenna Sandberg, Cal State San Marcos, 2008-11
 43, Candice Thomas, California Baptist, 2004-07

No-Hitters (minimum of five)

16, Rachel Murray, Union (Tenn.), 1999-2002
 15, Katie Cotta, Concordia (Calif.), 2012-13
 10, Jessica Irwin, Madonna (Mich.), 2008-11
 7, Brenna Sandberg, Cal State San Marcos, 2008-11
 6, Jess Irwin, Madonna (Mich.), 2008-present
 5, Corrie Allan, Olivet Nazarene (Ill.), 1996-99



Season Records (All games, including postseason)

Perfect Games (minimum of two)

2, Amie Brown, St. Xavier (Ill.), 2009-12
2, Brenna Sandberg, Cal State San Marcos, 2008-11

Innings Pitched

969.1, Rachel Murray, Union (Tenn.), 1999-2002
918.4, Lauren Chessum, Olivet Nazarene (Ill.), 2005-08
916.0, Lily LaVelle, Oklahoma City, 2009-12
902.87, Corrie Allan, Olivet Nazarene (Ill.), 1996-99
866.0, Jessica Irwin, Madonna (Mich.), 2008-11
865.0, Brenna Sandberg, Cal State San Marcos, 2008-11
847.2, Candice Thomas, California Baptist, 2004-07
832.0, Nicole Nonnemacher, Saint Xavier (Ill.), 2013-16
804.3, Leah Gronberg, Union (Tenn.), 2001-04
793.0, Jenni Hornok, Olivet Nazarene (Ill.), 1999-2002
770.2, Nickayla Skinner, College of Idaho, 2011-14

Fewest Runs Allowed (minimum of 400 innings)

118, Alyssa Gutierrez, Lubbock Christian (Texas), 20089-10 (435.1 IP)
118, Rachel Murray, Union (Tenn.), 1999-02 (969.1 IP)
126, Katie Moloney, Ohio Dominican, 2003-05 (448.1 IP)
132, Kim White, Shawnee State (Ohio), 1994-97 (630.1 IP)
137, Steph Christner, William Penn (Iowa), 2004-05 (472.1 IP)
146, Stacie Eschmann, St. Xavier (Ill.), 2001-04 (734 IP)

Most Runs Allowed (minimum of 350)

432, Monica Valdez, Union College (Ky.), 2003-2006
412, Brandi Read, Lee (Tenn.), 1993-96

Fewest Earned Runs Allowed (minimum of 400 innings)

59, Anyibell Ramirez, Lindsey Wilson (Ky.), 2010-11 (419.1 IP)
77, Melissa Wright, Ohio Dominican, 1999-2002 (489.6 IP)
80, Katie Moloney, Ohio Dominican, 2003-05 (448.1 IP)
81, Rachel Murray, Union (Tenn.), 1999-2002 (969.1 IP)
88, Leslie Ludlow, Point Loma Nazarene (Calif.), 2000-03 (764.2 IP)
90, Kim White, Shawnee State (Ohio), 1994-97 (630.1 IP)

Most Earned Runs Allowed (minimum of 300)

Strikeouts

1,411, Lily LaVelle, Oklahoma City, 2009-12
1,369, Nicole Nonnemacher, Saint Xavier, 2013-16
1,320, Jessica Irwin, Madonna (Mich.), 2008-11
1,257, Rachel Murray, Union (Tenn.), 1999-2002
967, Lauren Chessum, Olivet Nazarene (Ill.), 2005-08
942, Sharon Bell, St. Gregory's (Okla.), 2006-07
907, Nickayla Skinner, College of Idaho, 2011-14
879, Brenna Sandberg, Cal State San Marcos, 2008-11
821, Jordan Hood, Lindsey Wilson, 2012-15
814, Laura Hess, Houston Baptist (Texas), 2003-06
795, Jayne Miller, Columbia (Mo.), 2000-03
789, Brittiany Johnson, Trevecca Nazarene (Tenn.), 2006-08

Fewest Walks Allowed (minimum of 300 innings)

25, Amy Risuis, Northwestern (Iowa), 1992-95 (397.6 IP)
30, Anita Aeikens, Northwestern (Iowa), 1998-2001 (463.2 IP)
31, Jody Rossell, Northwestern (Iowa), 1991-94 (368.1 IP)
45, Stacie Eschmann, St. Xavier (Ill.), 2001-04 (734 IP)
55, Amy Hiatte, Evangel (Mo.), 1999-2002 (507.2 IP)
59, Danielle Clark, Lindsey Wilson (Ky.), 2006-08 (386.0 IP)

Most Walks Allowed (minimum of 200)

259, Jessica Irwin, Madonna (Mich.), 2008-11
255, Emily Moore, Lee (Tenn.), 1999-2000
227, Keely Bracelin, Northwestern (Iowa), 2011-14

200, Megan McHugh, Northwestern (Iowa), 2004-07

Hits Allowed (minimum of 500)

685, Brandi Read, Lee (Tenn.), 1993-96
591, Tonya Danger, Northwestern (Iowa) 1990-93
588, Candice Thomas, California Baptist, 2004-07
567, Missy Muecke, Northwestern (Iowa), 1997-2000
554, Katie VondeVoort, Northwestern (Iowa), 2011-14
549, Monica Valdez, Union College (Ky.), 2003-2006
531, Megan McHugh, Northwestern (Iowa), 2004-07
531, Stacy Friedrichsen, Northwestern (Iowa), 2002-05
501, Jessica Irwin, Madonna (Mich.), 2008-11

Wild Pitches (minimum of 100)

Winning Percentage (minimum of 50 decisions)

.906, Rachel Zirille, Bethel (Ind.), 2008-10 (48-5)
.904, Alyssa Gutierrez, Lubbock Christian (Texas), 2009-10 (66-7)
.890, Candice Thomas, California Baptist, 2004-07
.855, Dasha Shembereva, Oklahoma City, 2006-07, (77-10)
.852, Miranda van der Voort, Point Loma Nazarene (Calif.), 2002-03 (46-8)
.851, Rachel Murray, Union (Tenn.), 1999-2002 (126-22)
.844, Jordan Hood, Lindsey Wilson (Ky.), 2012-14 (65-12)
.843, Leah Gronberg, Union (Tenn.), 2001-04 (102-19)
.832, Aubrey Utle, Central Methodist (Mo.), 2011-14 (94-19)
.830, Lily LaVelle, Oklahoma City, 2009-12

Earned Run Average (minimum of 400 innings)

0.58, Rachel Murray, Union (Tenn.), 1999-02 (969.1 IP)
0.67, Rachel Werner, Houston Baptist (Texas), 2002-05 (618 IP)
0.81, Leslie Ludlow, Point Loma Nazarene (Calif.), 2000-03 (764.2 IP)
0.92, Corrie Allan, Olivet Nazarene (Ill.), 1996-99, (902.87 IP)
0.95, Candice Thomas, California Baptist, 2004-07
0.98, Anyibell Ramirez, Lindsey Wilson, (6/13/2011)
0.99, Stacie Eschmann, St. Xavier (Ill.), 2001-04 (734 IP)
0.99, Kim White, Shawnee State (Ohio), 1994-97 (630.1 IP)
1.01, Leah Carrell, Oklahoma Christian, 1998-2001 (742.2 IP)
1.07, Leah Gronberg, Union (Tenn.), 2001-04 (803.3 IP)
1.06, Brittiany Johnson, Trevecca Nazarene (Tenn.), 2006-08 (552.67)
1.09, Nicole Nonnemacher, Saint Xavier (Ill.), 2013-16 (832.0 IP)

Fielding

Putouts (minimum of 1,000)

1,621, Ashley Ratliff, Northwestern (Iowa), 2002-06
1,599, Caitlin Gidcumb, Olivet Nazarene (Ill.), 2007-10
1,505, Autumn Willemsen, Lee (Tenn.), 1993-96
1,429, Geanie Jenkins, California Baptist, 2004-07
1,361, Nikki Hodges, Martin Methodist, 2014-16
1,301, Elisabeth Pasch, Olivet Nazarene (Ill.), 2004-06
1,262, Alison Konsoer, Olivet Nazarene (Ill.), 2003-06
1,237, Lindsey Remien, Northwestern (Iowa), 2011-14
1,114, Lauren Gidcumb, Olivet Nazarene (Ill.), 2002-03
1,056, Amy Verdoorn, Northwestern (Iowa), 1996-99

Assists (minimum of 450)

705, Amanda Jensen, Olivet Nazarene (Ill.), 2000-03
618, Jordan Reynolds, Olivet Nazarene (Ill.), 2009-12
484, Lisa Eller, Northwestern (Iowa), 1997-2000
459, Rachel Comoglio, Olivet Nazarene (Ill.), 2007-10

Errors (minimum of 75)

122, Jonna Nelson, Northwestern (Iowa), 1993-96
77, Brandy Green, Union (Ky.), 2000-03

Miscellaneous Games

Season Records (All games, including postseason)

263, Alison Konsoer, Olivet Nazarene (Ill.), 2003-06
 257, Sheila Kemna, William Woods (Mo.), 1996-99
 257, Amanda Jensen, Olivet Nazarene (Ill.), 2000-03
 254, Stacy Hirt, William Woods (Mo.), 1996-99
 254, Kelly Koch, William Woods (Mo.), 1994-97
 253, Marcia Grimes, Olivet Nazarene (Ill.), 2005-08
 252, Erin Meyerhoff, Olivet Nazarene (Ill.), 2005-08
 251, Rachel Comoglio, Olivet Nazarene (Ill.), 2007-10
 251, Corrie Allan, Olivet Nazarene (Ill.), 1996-99
 251, Tammy Lucas, William Woods (Mo.), 1994-97

Home Runs in an Inning (minimum of two)

2, Jordan Blakesley, Bethany (Kan.) vs. Arkansas-Pine Bluff, 2/20/2016
 2, Angela Lovelady, Oklahoma City vs. Southwestern Christian (Okla.), 3/26/2013
 2, Priscilla FaGaines, Lubbock Christian (Texas) vs. Northwestern Oklahoma State, 2/20/2010
 2, Jessica Brewer, William Penn (Iowa) vs. Viterbo (Wis.), 4/28/2003

Consecutive Hits (minimum of 10 straight)

Consecutive Games with a Hit (minimum of 20)

33, Niki Cook, Georgia Gwinnett, 3/10/17-5/15/17
 33, Hannah Gardner, Olivet Nazarene (Ill.), 3/30/13-5/13/13
 30, Cat Sidor, Madonna (Mich.), 3/29/2008-4/30/2009
 28, Kim White, Shawnee State (Ohio), 3/22-4/27/1996
 26, Cassie Kooker, Lindsey Wilson (Ky.), 3/11/2016--4/16/2016
 26, Kayla White, McKendree (Ill.), 3/9-3/31/2007
 24, Stacy Stephenson, Culver-Stockton (Mo.), 2/18-4/11/2000
 23, Christina Downs, Friends (Kan.), 3/15-4/20/2013
 23, Megan Paradzinski, Saint Xavier (Ill.), 3/2010-4/8/2008
 22, Courtney Kifer, Friends (Kan.), 2/15-3/21/2014
 22, Marisa Baker, Olivet Nazarene (Ill.), 3/13-4/9/2010
 21, Colleen Kilduff, Saint Xavier (Ill.), 4/9-5/1/2003

Consecutive At Bats without a Strikeout

104, Kim White, Shawnee State (Ohio), 2/28-4/18/1997
 101, Sara Goforth, California Baptist 2/2-4/3/2007
 99, Cristin Vander Weerd, Northwestern (Iowa), 3/8-4/16/2005
 96, Kim White, Shawnee State (Ohio), 3/22-5/9/1996
 84, Raquel Hawkins, Lubbock Christian (Texas), 3/18-5/2/2008
 82, Kim White, Shawnee State (Ohio), 4/12-5/12/1994
 72, Sabrina Hernandez, Lubbock Christian (Texas), 3/15-5/1/2009
 72, Megan VinZant, Friends (Kan.), 3/14/2006-4/27/2006
 68, Cori Enriquez, Lubbock Christian (Texas), 4/27-5/20/2010
 67, Brandi Redel, Northwestern (Iowa), 4/11/2006-end of 2006 season

Perfect Games (Minimum of 2)

3, Stacie Eschmann, Saint Xavier (Ill.) vs. Judson (Ill.), 3/28/2002; vs. Calumet St. Joseph (Ind.), 4/15/2004; vs. Indiana Tech, 4/15/2004
 3, Corrie Allan, Olivet Nazarene (Ill.), (1996, 1997, 1998)
 2, Emily Guess, Central Baptist (Ark.), vs. Hillsdale Free Will Baptist (Okla.) 4/18/2011; vs. Crowley's Ridge College (Ark.), 4/22/2011

Team Single-Game Records

Batting

At Bats (minimum of 60)

At Bats both Teams (minimum of 100)

Runs Scored (minimum of 30)

52, Olivet Nazarene (Ill.) vs. Leslie (Ma.), 2001
 51, Oklahoma Baptist vs. Mid-America Bible (Okla.), 4/16/1998 (Game 2)
 41, Oklahoma Baptist vs. Mid-America Bible (Okla.), 4/16/1998 (Game 1)
 34, Olivet Nazarene (Ill.) vs. Calumet (Ind.), 2003
 33, Olivet Nazarene (Ill.) vs. Calumet St. Joseph (Ind.), 4/6/2010

32, William Carey (Miss.) vs. Concordia College Selma, 3/29/2016
 31, Oklahoma City vs. Southwestern (Kan.), 4/25/2009
 30, Olivet Nazarene (Ill.) vs. Trinity International (Ill.), 4/10/2014 (Game 1)
 30, William Penn (Iowa) vs. Viterbo (Wis.), 4/28/2003

Runs in an Inning

18, Oklahoma Baptist vs. Mid-America Bible (Okla.), 4/16/2008
 17, Friends (Kan.) vs. Saint Mary (Neb.), 3/13/2013
 17, Albertson (College of Idaho) vs. Northwest Nazarene (Idaho), 4/2010/2007

Hits (minimum of 30)

41, Oklahoma Baptist vs. Mid-America Bible (Okla.), 4/16/2008 (Game 2)
 33, Olivet Nazarene (Ill.) vs. Calumet (Ind.), 2002
 30, Oklahoma City vs. Southwestern (Kan.), 4/25/2009
 30, Oklahoma Baptist vs. Mid-America Bible (Okla.), 4/16/2008 (Game 1)
 30, William Carey (Miss.) vs. Concordia College Selma, 3/29/2016

Doubles (minimum of 10)

12, Oklahoma Baptist vs. Mid-America Bible (Okla.), 4/16/1998
 12, LSU Alexandria (La.) vs. Texas College, 3/29/2016
 11, Dakota State (S.D.) vs. Penn College (Pa.), 3/9/2011
 10, Olivet Nazarene (Ill.) vs. Calumet St. Joseph (Ind.), 4/6/2010
 10, Olivet Nazarene (Ill.) vs. Calumet (Ind.), 2003

Triples (minimum of five)

6, Northwestern (Iowa) vs. Assumption (Mass.), 3/4/2002
 5, several, last occurred, Lyon (Ark.) vs. Crowley's Ridge College, 2/26/2016

Home Runs (minimum of six)

10, Central Baptist (Ark.) vs. Crowley's Ridge (Ark.), 4/30/2011
 7, Lindenwood (Mo.) vs. Mid-America Nazarene (Kan.), 4/19/2011
 7, Central Baptist (Ark.) vs. Culver-Stockton (Mo.), 2/26/2010
 7, Oklahoma Baptist vs. Park (Mo.), 3/1/2008
 7, Dana (Neb.) vs. Mount Marty (S.D.), 4/9/2005
 7, Georgetown (Ky.) vs. Cumberland (Ky.), 3/22/2016
 6, several, last to occur, Northwestern (Iowa), 4/15/2013

Runs Batted In (minimum of 30)

49, Oklahoma Baptist vs. Mid-America Bible (Okla.), 4/16/2008 (Game 2)
 34, Oklahoma Baptist vs. Mid-America Bible (Okla.), 4/16/2008 (Game 1)
 31, Olivet Nazarene (Ill.) vs. Calumet (Ind.), 2003

Walks (minimum of 15)

15, Olivet Nazarene (Ill.) vs. Trinity Christian (Ill.), 4/18/2009

Total Bases (minimum of 35)

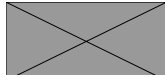
59, Central Baptist (Ark.) vs. Crowley's Ridge College (Ark.), 4/30/2011
 58, Oklahoma City vs. Southwestern (Kan.), 4/25/2009
 58, Oklahoma Baptist vs. Mid-America Bible (Okla.), 4/16/2008
 51, Dakota State (S.D.) vs. Southern Vermont, 3/9/2011
 51, Central Baptist (Ark.) vs. Hillsdale Free Will Baptist (Okla.), 4/18/2011
 49, Oklahoma City, Northwestern Oklahoma State, 3/11/2008
 47, Texas Wesleyan vs. Concordia-Austin (Texas), 3/14/2006
 47, Dana (Neb.) vs. Mount Marty (S.D.), 4/9/2005
 44, William Penn (Iowa) vs. Viterbo (Wis.), 4/28/2003
 43, Central Baptist (Ark.) vs. Hillsdale Free Will Baptist (Okla.), 4/18/2011

Stolen Bases (minimum of 15)

24, Huston-Tillotson (Texas) vs. Texas College, 4/15/2016
 20, Union (Ky.) vs. Alice Lloyd (Ky.), 3/31/2004
 18, Union (Ky.) vs. Miami-Hamilton (Ohio), 3/27/2004

Hit Batsmen (minimum of five)

9, Morningside (Iowa) vs. Bethel (Kan.), 2/12/2016
 6, Olivet Nazarene (Ill.) vs. Arizona Christian, 3/9/2013
 6, Olivet Nazarene (Ill.) vs. Indiana Southeast, 5/13/2013



Season Records (All games, including postseason)

5, Olivet Nazarene (Ill.) vs. Cardinal Stritch (Wis.), 4/13/2010
5, Olivet Nazarene (Ill.) vs. Calumet St. Joseph (Ind.), 4/6/2010
5, Oklahoma City vs. Southwestern (Kan.), 4/25/2009
5, Northwestern (Iowa) vs. Doane (Neb.), 4/13/2009
5, Union (Ky.) vs. Alice Lloyd (Ky.), 3/31/2004

Consecutive Hits

9, Oklahoma Baptist vs. Mid-America Bible (Okla.), 4/16/2008
8, Dana (Neb.) vs. Mount Marty (S.D.), 4/9/2005
7, William Penn (Iowa) vs. Viterbo (Wis.), 4/28/2003
6, several, last to occur, Lubbock Christian (Texas) vs. Sterling (Kan.), 2/19/2010

Pitching

Strikeouts (minimum of 17)

26, Judson (Ill.) vs. Cardinal Stritch (Wis.), 4/24/2013 (11 innings)
22, MidAmerica Nazarene (Kan.) vs. Evangel (Mo.), 5/4/2010 (17 innings)
22, Saint Xavier (Ill.) vs. St. Ambrose (Iowa), 4/9/2016
20, Reinhardt (Ga.) vs. Emmanuel (Ga.), 3/23/2007
20, Oklahoma Christian vs. Southern Nazarene (Okla.), 4/28/2001
19, Saint Xavier (Ill.) vs. Robert Morris (Ill.), 4/18/2015
18, Saint Xavier (Ill.) vs. Trinity Christian (Ill.), 3/17/2015
18, Oklahoma City vs. Concordia (Neb.), 2/24/2006
17, several, last to occur, Central Baptist (Ark.) vs. Texas Wesleyan, 3/12/2010

Fielding

Putouts

57, Lindenwood (Mo.) vs. William Jewell (Mo.), 4/30/2011
57, William Jewell (Mo.) vs. Lindenwood (Mo.), 4/30/2011
54, Houston-Victoria (Texas) vs. Doane (Neb.), 5/17/2016
53, Doane, Neb.) vs. Houston-Victoria (Texas), 5/17/2016
51, Cornerstone (Mich.) vs. Madonna (Mich.), 3/29/2016
39, Park (Mo.) vs. Benedictine (Kan.), 3/15/2009
39, Olivet Nazarene (Ill.) vs. Bethel (Ind.), 2002
39, Olivet Nazarene (Ill.) vs. St. Francis (Ill.), 1999
36, several, last to occur, Park (Mo.) vs. Ottawa (Kan.), 3/16/2009

Assists

32, Houston-Victoria (Texas) vs. Doane (Neb.), 5/17/2016
24, Nebraska Wesleyan vs. Bethel (Kan.), 5/5/2016
23, Olivet Nazarene (Ill.) vs. McKendree (Ill.), 2/25/2006
23, Olivet Nazarene (Ill.) vs. Bethel (Ind.), 2002
21, Culver-Stockton (Mo.) vs. Avila (Mo.), 3/30/2004
20, Northwestern (Iowa) vs. Bethany (Kan.), 2/15/2014
20, Culver-Stockton (Mo.) vs. Martin Methodist (Tenn.), 3/03/2003
20, Olivet Nazarene (Ill.) vs. Missouri Baptist, 2003
19, Olivet Nazarene (Ill.) vs. Minot State (N.D.), 3/13/2010
19, Olivet Nazarene (Ill.) vs. St. Francis (Ill.), 4/22/2009
19, Park (Mo.) vs. Haskell Indian Nations (Kan.), 4/15/2008
19, Olivet Nazarene (Ill.) vs. St. Francis (Ill.), 4/17/2006
19, Northwestern (Iowa) vs. Newman (Kan.), 2/25/2006

Errors (minimum of eight)

15, Texas College vs. Jarvis Christian (Texas), 4/8/2016
10, several, last to occur, Central Baptist (Ark.) vs. Evangel (Mo.), 4/8/2016
9, Union (Ky.) vs. Montreat (N.C.) 4/28/2004
8, Columbia (Mo.) vs. Lindenwood (Mo.), 1994
8, Culver-Stockton (Mo.) vs. MidAmerica Nazarene (Kan.), 4/2/2004
8, Culver-Stockton (Mo.) vs. Baker (Kan.), 5/01/2004

Double Plays (minimum of five)

Team Single-Season Records

Batting

Batting Average (minimum of .475)

At Bats

2,067, William Penn (Iowa), 2005
1,998, Olivet Nazarene (Ill.), 2003
1,961, Oklahoma City, 2016
1,909, Lubbock Christian (Texas), 2008
1,916, Olivet Nazarene (Ill.), 2004
1,893, Trevecca Nazarene (Tenn.), 2007
1,891, Bellevue (Neb.), 2005
1,881, Olivet Nazarene (Ill.), 2006
1,878, Olivet Nazarene (Ill.), 2010
1,878, Olivet Nazarene (Ill.), 1999
1,847, Point Loma Nazarene (Calif.), 2002

Runs Scored

573, Central Baptist (Ark.), 2011
568, Oklahoma City, 2016
559, Olivet Nazarene (Ill.), 2010
536, Lubbock Christian (Texas), 2012
515, Lubbock Christian (Texas), 2010
514, Lubbock Christian (Texas), 2008
508, California Baptist, 2010
507, Olivet Nazarene (Ill.), 2003
506, California Baptist, 2007
498, Lubbock Christian (Texas), 2011
493, LSU Alexandria (La.), 2016
465, Lubbock Christian (Texas), 2009

Hits

751, Lubbock Christian (Texas), 2012
749, Oklahoma City, 2016
749, Central Baptist (Ark.), 2011
711, Lubbock Christian (Texas), 2008
693, Olivet Nazarene (Ill.), 2010
680, Olivet Nazarene (Ill.), 2003
677, Oklahoma City, 2004
668, Lubbock Christian (Texas), 2010
667, LSU Alexandria (La.), 2016
657, Olivet Nazarene (Ill.), 2004
650, Trevecca Nazarene (Tenn.), 2007
648, Lubbock Christian (Texas), 2011

Doubles

156, LSU Alexandria (La.), 2016
149, Lubbock Christian (Texas), 2012
149, Olivet Nazarene (Ill.), 2010
147, Central Baptist (Ark.), 2011
146, Olivet Nazarene (Ill.), 2003
139, Lubbock Christian (Texas), 2008
136, Oklahoma City, 2016
129, Olivet Nazarene (Ill.), 2012
129, California Baptist, 2010
128, Lubbock Christian (Texas), 2010
126, Lubbock Christian (Texas), 2009
122, Olivet Nazarene (Ill.), 2004

Triples (minimum of 30)

44, Culver-Stockton (Mo.), 1994
32, Texas Wesleyan, 2006
36, Lee (Tenn.), 1995
36, Roosevelt (Ill.), 2016

Home Runs

138, Central Baptist (Ark.), 2011
111, California Baptist, 2010
96, Oklahoma City, 2009
92, Central Baptist (Ark.), 2010

Season Records (All games, including postseason)

89, Lindsey Wilson (Ky.), 2014
 88, Lubbock Christian (Texas), 2010
 87, Oklahoma City, 1995
 80, Lindsey Wilson, 2015
 80, Mobile (Ala.), 2006
 78, Lubbock Christian (Texas), 2011
 76, Lubbock Christian (Texas), 2008

Runs Batted In

563, Central Baptist (Ark.), 2011
 501, Olivet Nazarene (Ill.), 2010
 491, Oklahoma City, 2016
 490, Lubbock Christian (Texas), 2012
 487, Lubbock Christian (Texas), 2010
 476, California Baptist, 2010
 455, Lubbock Christian (Texas), 2008
 453, Lubbock Christian (Texas), 2011
 453, LSU Alexandria (La.), 2016
 449, Olivet Nazarene (Ill.), 2003
 432, California Baptist, 2007
 417, Lubbock Christian (Texas), 2009

Walks (minimum of 200)

221, Olivet Nazarene (Ill.), 2010
 212, California Baptist, 2007
 209, Lubbock Christian (Texas), 2011
 208, Olivet Nazarene (Ill.), 2003
 206, Olivet Nazarene (Ill.), 2008

Total Bases (minimum of 1000)

1,344, Central Baptist (Ark.), 2011
 1,143, Lubbock Christian (Texas), 2012
 1,131, California Baptist, 2010
 1,094, Lubbock Christian (Texas), 2008
 1,074, Lubbock Christian (Texas), 2010
 1,048, Olivet Nazarene (Ill.), 2010
 1,034, Lubbock Christian (Texas), 2011
 1,008, Oklahoma City, 2009

Slugging Percentage (minimum of .600)

.733, Central Baptist (Ark.), 2011
 .685, Central Baptist (Ark.), 2010
 .649, Lubbock Christian (Texas), 2010
 .635, California Baptist, 2010
 .623, Lubbock Christian (Texas), 2012
 .612, LSU Alexandria (La.), 2016

Stolen Bases

229, Belhaven (Miss.), 2010
 226, Culver-Stockton (Mo.), 1994
 179, Columbia (Mo.), 1996
 168, Lubbock Christian (Texas), 2011
 163, Trevecca Nazarene (Tenn.), 2007
 162, Benedictine (Kan.), 2016
 161, Oklahoma City, 2016
 161, Lubbock Christian (Texas), 2012
 160, Olivet Nazarene (Ill.), 2010
 153, Cal State San Marcos, 2011
 136, Texas Wesleyan, 2006
 128, Northwestern (Iowa), 2013
 127, Olivet Nazarene (Ill.), 2005

Sacrifice Hits (minimum of 100)

110, Northwestern (Iowa), 2005

101, Olivet Nazarene (Ill.), 2010
 100, Lee (Tenn.), 1995

Hit By Pitch

95, Olivet Nazarene (Ill.), 2012
 91, Oklahoma City, 2004
 89, Olivet Nazarene (Ill.), 2013
 82, Olivet Nazarene (Ill.), 2010
 69, Oklahoma City, 2006
 66, Olivet Nazarene (Ill.), 2009
 60, Oklahoma City, 2003
 59, Lindsey Wilson, 2015
 55, Lindsey Wilson, 2016
 51, Central Baptist, 2011
 49, Oklahoma City, 2008
 48, Oklahoma City, 2005

Pitching

Complete Games

63, Olivet Nazarene (Ill.), 2003
 62, Olivet Nazarene (Ill.), 1997
 59, Olivet Nazarene (Ill.), 1996
 58, Olivet Nazarene (Ill.), 2008
 57, Olivet Nazarene (Ill.), 2000
 57, Olivet Nazarene (Ill.), 1999
 55, Olivet Nazarene (Ill.), 2006
 54, Olivet Nazarene (Ill.), 1998
 53, William Penn (Iowa), 2005
 53, William Penn (Iowa), 2004

Innings Pitched

516.2, Oklahoma City, 2004
 483.2, William Penn (Iowa), 2005
 458.1, Bellevue (Neb.), 2005
 453.2, Trevecca Nazarene (Tenn.), 2007
 449.0, Lubbock Christian (Texas), 2010
 448.0, Point Loma Nazarene (Calif.), 2002
 446.1, Olivet Nazarene (Ill.), 2010
 438.2, Martin Methodist (Tenn.), 2016
 438.0, Columbia (Mo.), 1996
 432.2, William Woods (Mo.), 2005
 430, Lindsey Wilson, 2000
 408.2, Oklahoma City, 2008

Fewest Runs Allowed (maximum of 50)

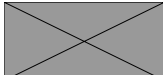
Most Runs Allowed (minimum of 300)

381, Union (Ky.), 2005

Fewest Earned Runs Allowed (minimum of 30)

Strikeouts

625, Lindsey Wilson, 2011
 586, Lindsey Wilson, 2010
 563, Trevecca Nazarene (Tenn.), 2006
 537, Oklahoma City, 2009
 529, Saint Xavier (Ill.), 2016
 528, Central Baptist (Ark.), 2010
 523, Oklahoma City, 2016
 511, Reinhardt (Ga.), 2006
 499, Trevecca Nazarene (Tenn.), 2007
 494, Saint Xavier (Ill.), 2013
 486, William Penn (Iowa), 2004
 484, Lubbock Christian (Texas), 2008
 484, William Penn (Iowa), 2005
 464, Saint Xavier (Ill.), 2014



Season Records (All games, including postseason)

464, Lindsey Wilson (Ky.), 2013

Fewest Walks Allowed

33, St. Xavier (Ill.), 2003
36, Northwestern (Iowa), 2000
40, St. Xavier (Ill.), 2006
43, Friends (Kan.), 2016
44, Central Baptist (Ark.), 2010
52, Lee (Tenn.), 1996
62, Evangel (Mo.), 1997
64, Asbury (Ky.), 2012
64, St. Xavier (Ill.), 2004

Most Walks Allowed (minimum of 300)

Fewest Hits Allowed (maximum of 150)

Most Hits Allowed (minimum of 400)

440, Columbia (Mo.), 1996
421, Culver-Stockton (Mo.), 1994
412, Lee (Tenn.), 1996
405, Albertson (Idaho), 2004

Hit Batsmen (minimum of 40)

58, Spring Hill (Ala.), 2013

Wild Pitches (minimum of 50)

Shutouts

38, California Baptist, 2010
33, Houston Baptist (Texas), 2002
33, Saint Xavier (Ill.), 2002
29, Saint Xavier (Ill.), 2014
28, Oklahoma City, 2004
26, California Baptist, 2007
25, Central Baptist (Ark.), 2010
24, Saint Xavier (Ill.), 2015
24, Oklahoma City, 2009
23, William Penn (Iowa), 2005

Lowest Earned Run Average

0.49, Houston Baptist (Texas), 2002
0.64, Point Loma Nazarene (Calif.), 2001
0.64, Columbia (Mo.), 2002
0.73, Point Loma Nazarene (Calif.), 2002
0.76, Oklahoma City, 2016
0.80, Central Baptist (Ark.), 2010
0.81, Oregon Tech, 1998

Highest Earned Run Average (minimum of 8.00)

Fielding

Putouts

1,550, Oklahoma City, 2004
1,451, William Penn (Iowa), 2005
1,431, Union (Tenn.), 2001
1,396, Olivet Nazarene (Ill.), 2003
1,394, Columbia (Mo.), 1991
1,375, Bellevue (Neb.), 2005

Assists

837, Olivet Nazarene (Ill.), 2010
739, Olivet Nazarene (Ill.), 2003
736, Martin Methodist (Tenn.), 2016
716, Bellevue (Neb.), 2005

693, Campbellsville (Ky.), 2016
654, Olivet Nazarene (Ill.), 2012
646, Culver-Stockton (Mo.), 2004
630, Northwestern (Iowa), 2005
625, Olivet Nazarene (Ill.), 2001
614, Olivet Nazarene (Ill.), 2009
597, Olivet Nazarene (Ill.), 2006
597, Olivet Nazarene (Ill.), 2004

Errors (minimum of 100)

138, Evangel (Mo.), 1996
131, Union College (Ky.), 2006
124, Lee (Tenn.), 1994
115, Texas College, 2016
110, Culver-Stockton (Mo.), 2004
108, Northwestern (Iowa), 2006
107, Columbia (Mo.), 1997

Double Plays (minimum of 30)

49, Olivet Nazarene (Ill.), 2012
34, Olivet Nazarene (Ill.), 2010
33, Belhaven (Miss.), 2009

Triple Plays (minimum of one)

1, St. Gregory's (Okla.), 2014
1, Park Univeristy, 2012

Fielding Percentage

.981, Saint Xavier (Ill.), 2013
.980, Saint Xavier (Ill.), 2014
.977, Olivet Nazarene (Ill.), 2012
.975, Central Baptist (Ark.), 2010
.975, Park (Mo.), 2009
.975, Olivet Nazarene (Ill.), 2003
.974, Lubbock Christian (Texas), 2008
.974, Lubbock Christian (Texas), 2010
.974, Union (Tenn.), 2000
.972, St. Xavier (Ill.), 2006
.972, Evangel (Mo.), 2000
.972, Union (Tenn.), 1997

Miscellaneous

Games

79, Oklahoma City, 2004
75, William Woods (Mo.), 1996
74, Olivet Nazarene (Ill.), 2003
73, William Penn (Iowa), 2005
71, Olivet Nazarene (Ill.), 2010
70, Lubbock Christian (Texas), 2008
70, Bellevue (Neb.), 2005
70, Trevecca Nazarene (Tenn.), 2007
70, Olivet Nazarene (Ill.), 2004
69, Culver-Stockton (Mo.), 1994

Consecutive Home Runs (minimum of two)

4, Central Baptist (Ark.) vs. Crowley's Ridge College (Ark.), 4/30/2011
3, several, last to occur, Davenport (Mich.) vs. Siena Heights (Mich.), 04/08/2011;
Lubbock Christian (Texas) vs. Oklahoma Christian, 3/6/2010

Wins

69, Oklahoma City, 1999
68, Oklahoma City, 2017
67, Oklahoma City, 2016
66, Oklahoma City, 2004
64, California Baptist, 2010
63, William Woods (Mo.), 1996

63, Union (Tenn.), 2001
 61, California Baptist, 2009
 61, Olivet Nazarene (Ill.), 2003
 61, Columbia (Mo.), 1991
 60, California Baptist, 2008
 60, Lubbock Christian (Texas), 2008
 59, Trevecca Nazarene (Tenn.), 2007
 59, California Baptist, 2007

Losses (minimum of 30)

44, Union (Ky.), 2005
 38, Union (Ky.), 2001
 36, Albertson (Idaho), 2002
 33, Albertson (Idaho), 2004
 33, Culver-Stockton (Mo.), 2004
 31, Northwestern (Iowa), 2010

Best Win-Loss Percentage (minimum of .900)

.981, Central Baptist (Ark.), 2010 (52-1)
 .962, Mobile (Ala.), 2006 (51-2)
 .922, California Baptist, 2007 (59-5)
 .921, Columbia (Mo.), 1989
 .917, Shawnee State (Ohio), 1996 (44-4)

Longest Winning Streak In the Same Season

47, Oklahoma City, 2/10-4/18/2017
 44, Concordia (Calif.), 2/11-4/17/2012
 43, Olivet Nazarene (Ill.), 3/11-4/24/2014
 42, Shawnee State (Ohio), 3/20-5/17/1996
 41, Central Baptist (Ark.), 2/13-4/17/2010
 40, Central Baptist (Ark.), 4/20-3/25/2011
 33, California Baptist, 2/16-4/3/2007
 31, Union (Tenn.), 2000
 29, Friends (Kan.), 3/25-5/10/2008
 28, Oklahoma City, 4/3-5/20/1995

Longest Winning Streak Across Multiple Seasons

52, Oklahoma City, 5/31/2016-4/18/2017
 33, Lubbock Christian (Texas), 5/21/2008-3/19/2009

Consecutive Scoreless Innings

60.2 innings, Saint Xavier (Ill.), 4/12-4/22/2014
 57.1 innings, California Baptist, 2/20-3/9/2010
 45 innings, Shorter (Ga.), 3/21-4/5/2009
 44 innings, Northwestern (Iowa), 4/10-4/21/2012
 43 innings, California Baptist, 2/4-2/19/2010
 40.1 innings, Friends (Kan.), 3/22-4/1/2009
 32.2 innings, Central Methodist (Mo.), 3/22-3/29/2015
 32 innings, Central Methodist (Mo.), 4/12-4/20/2013
 32 innings, Northwestern (Iowa), 4/21-4/27/2008
 30 innings, Central Methodist (Mo.), 3/13-3/26/2014

Longest Game

22 innings, Morningside (Iowa) vs. Westmar (Iowa), 1983
 19 innings, Lindenwood (Mo.) vs. William Jewell (Mo.), 4/30/2011
 18 innings, Rio Grande (Ohio) vs. Cedarville (Ohio), 4/29/2003
 16 innings, Cumberlands (Ky.) vs. Campbellsville (Ky.), 5/12/2006
 14 innings, William Woods (Mo.) vs. Belmont (Tenn.), 5/18/94
 13 innings, Park (Mo.) vs. Benedictine (Kan.), 3/15/2009
 13 innings, Olivet Nazarene (Ill.) vs. Bethel (Ind.), 2002
 12 innings, Park (Mo.) vs. Ottawa (Kan.), 3/16/2009
 12 innings, California Baptist (Calif.) vs. Point Loma Nazarene, 5/23/2007
 11 innings, Bellevue (Neb.) vs. Peru State (Neb.), 4/13/2004
 11 innings, Cumberlands (Ky.) vs. Carson-Newman (Tenn.), 4/2/2002
 11 innings, Cumberlands (Ky.) vs. Lambuth (Tenn.), 5/3/2002

Consecutive Games without being Shutout

113, Central Baptist (Ark.), 2/13/2010-5/14/2011
 112, Olivet Nazarene (Ill.), 5/20/2011 - 5/14/2014
 102, Lindsey Wilson (Ky.), 3/14/2013 - 5/23/2014
 90, Shawnee State (Ohio), 3/19/1996 - 5/8/1997
 65, California Baptist, 3/30/2006-4/3/2007
 63, William Penn (Iowa), 3/17/2002-4/9/2003
 62, Olivet Nazarene (Ill.), 3/11-5/21/2003
 54, Northwestern (Iowa), 3/6/2006-3/7/2007
 53, Mobile (Ala.), 2/18-5/24/2006
 47, Friends (Kan.), 2/15-5/14/2013
 45, Davenport (Mich.), 3/13/2010-2/18/2011
 42, Friends (Kan.), 2/18/2010-2/18/2011
 42, Friends (Kan.), 3/1-5/16/2008