



TRACK & FIELD / CROSS COUNTRY

PDF VERSION ONLY

NOT IN PRINT

Updated November 21, 2025

2025 and 2026 Rules Book



IF

i

LOSE

I'LL RESPOND WITH RESPECT.

NCAA


RESPECT.

It's the name of the game.

Don't undo my hard work
with poor sportsmanship.

IF YOU THINK YOU OR YOUR TEAMMATE HAS HAD A
CONCUSSION

DON'T HIDE IT. • REPORT IT. • TAKE TIME TO RECOVER.



IT'S BETTER TO MISS ONE GAME THAN THE WHOLE SEASON.

WHEN IN DOUBT, GET CHECKED OUT.

For more information and resources, visit www.CDC.gov/headsup.



NCAA is a trademark of the National Collegiate Athletic Association.
The mark "CDC" is licensed under authority of the PHS.

Reference to any commercial entity or product or service on this page should not be construed as an endorsement by the Government of the company or its products or services.



**2025 and 2026
NCAA MEN'S AND WOMEN'S
TRACK AND FIELD AND
CROSS COUNTRY RULES**



[ISSN 0736-511X]

THE NATIONAL COLLEGIATE ATHLETIC ASSOCIATION

P.O. BOX 6222

INDIANAPOLIS, INDIANA 46206-6222

317-917-6222

[NCAA.ORG](https://www.ncaa.org)

OCTOBER 2024

Manuscript Prepared By: Mark Kostek, Secretary-Rules Editor, NCAA Men's and Women's Track and Field Rules Committee.

Edited By: Jay Fitzwater, Assistant Director of Championships and Alliances, Playing Rules and Officiating.

NCAA, NCAA logo and NATIONAL COLLEGIATE ATHLETIC ASSOCIATION are registered marks of the Association and use in any manner is prohibited unless prior approval is obtained from the Association.

COPYRIGHT, 1974, BY THE NATIONAL COLLEGIATE ATHLETIC ASSOCIATION

REPRINTED: 1975, 1976, 1977, 1978, 1979, 1980, 1981, 1982, 1983, 1984, 1985, 1986, 1987, 1988, 1989, 1990, 1991, 1992, 1993, 1994, 1995, 1996, 1997, 1998, 1999, 2000, 2001, 2002, 2003, 2004, 2005, 2006, 2007, 2008, 2010, 2012, 2014, 2016, 2018, 2020, 2022, 2024

PRINTED IN THE UNITED STATES OF AMERICA

Contents

	<i>page</i>
NCAA Men's and Women's Track and Field Rules Committee	<u>4</u>
Major Rules Changes for 2025 and 2026.....	<u>4</u>
Significant Editorial Changes	<u>7</u>
Points of Emphasis.....	<u>8</u>
Part I: Official NCAA Indoor Track and Field Rules	
Rule 1—Definitions.....	<u>11</u>
Rule 2—Construction of Facilities.....	<u>19</u>
Rule 3—Equipment.....	<u>30</u>
Rule 4—Meet Personnel	<u>37</u>
Rule 5—Competition Procedures	<u>48</u>
Rule 6—The Competitors	<u>58</u>
Rule 7—Track Events	<u>64</u>
Rule 8—Field Events	<u>81</u>
Part II: Official NCAA Outdoor Track and Field Rules	
Rule 9—Definitions.....	<u>93</u>
Rule 10—Construction of Facilities.....	<u>101</u>
Rule 11—Equipment.....	<u>117</u>
Rule 12—Meet Personnel	<u>127</u>
Rule 13—Competition Procedures	<u>138</u>
Rule 14—The Competitors	<u>149</u>
Rule 15—Track Events	<u>155</u>
Rule 16—Field Events	<u>171</u>
Part III: Official NCAA Cross Country Rules	
Rule 17—Definitions.....	<u>185</u>
Rule 18—Construction of Facilities.....	<u>189</u>
Rule 19—Equipment.....	<u>191</u>
Rule 20—Meet Personnel	<u>192</u>
Rule 21—The Competition.....	<u>200</u>
Rule 22—The Competitors	<u>206</u>
Appendices	
Appendix A—Link for Combined Events Scoring Tables.....	<u>210</u>
Appendix B—NCAA Guidelines for Concussion Management	<u>211</u>
Appendix C—NCAA Lightning Policy.....	<u>213</u>
Appendix D—Accommodations for Student-Athletes with Disabilities	<u>214</u>
Index to Rules.....	<u>215</u>

NCAA Men's and Women's Track and Field Rules Committee

The chart below lists the members of the committee who voted on and approved the rules included in this edition of the book. This information is being included for historical purposes.

Name	Institution or Conference	Term Expiration
Jeff Bovee	Illinois State University	Aug. 31, 2024
Kate Goupee	Husson University	Aug. 31, 2027
Jack Hoyt, chair	Azusa Pacific University	Aug. 31, 2025
Steve Johnson	Southern Nazarene University	Aug. 31, 2027
Mark Kostek*	Secretary-Rules Editor	Aug. 31, 2028
Julie Levesque	University of Texas at El Paso	Aug. 31, 2025
Michael Nelson	Monmouth University	Aug. 31, 2027
Colin Parker	Ohio Valley Conference	Aug. 31, 2026
Bill Ross	Allegheny College	Aug. 31, 2024

**Non-voting member*

For a complete and current listing of the NCAA Men's and Women's Track and Field Rules Committee, as well as other rules information and interpretations, please go to [ncaa.org/playingrules](https://www.ncaa.org/playingrules).

Those seeking interpretations of rules may contact:

Mark Kostek
NCAA Men's and Women's Track and Field/Cross Country
Secretary-Rules Editor
kostekmt@gmail.com
515-208-8300

Major Rules Changes for 2025 and 2026

Each changed or altered segment is identified in the rules by a **shaded background**.

Part I - Indoor Track and Field

Rule	Change
3-8	Require harness must have a minimum of four straps that are sewn to cross underneath the head of the implement.
4-2,4-3,4-4	Redefine the roles of Meet Management (formerly Games Committee), Meet Director and Referee.
4-6	Language added for the competition manager.
5-7	Changed the language of an immediate protest to a challenge. Defined who can submit a challenge and when a challenge is allowed.
5-8	Add language regarding the use of official video and confirmation.
6-2	Failure to Participate rule has been modified to apply to all scored competitions.
6-4.5	Outline stricter specifications on all shoes worn in competition.
7-5.2b	In races on a curve, steps on or over the curb or line to the left with more than one step throughout the entirety of the race.
7-9, 7-10	Reorganize the formation of heat, sections, lane assignments, starting positions and qualifying.
8-2.2	The crossbar shall be initially raised in increments of five (5) centimeters.
8-3.2	The crossbar shall be initially raised in increments of fifteen (15) centimeters.

Part II - Outdoor Track and Field

Rule	Change
12-2,12-3,	Redefine the roles of Meet Management (formerly Games
12-4	Committee), Meet Director and Referee.
12-6	Language added for the competition manager.
13-7	Changed the language of an immediate protest to a challenge. Defined who can submit a challenge and when a challenge is allowed.
13-8	Add language regarding the use of official video and confirmation.
14-2	Failure to Participate rule has been modified to apply to all scored competitions.
14-4.5	Outline stricter specifications on all shoes worn in competition.
15-5.2b	In races on a curve, steps on or over the curb or line to the left with more than one step throughout the entirety of the race. In races on a curve, steps on or over the curb or line to

the left with more than one step throughout the entirety of the race.

- 15-9,15-10 Reorganize the formation of heat, sections, lane assignments, starting positions and qualifying.
- 16-2.2 The crossbar shall be initially raised in increments of five (5) centimeters.
- 16-3.2 The crossbar shall be initially raised in increments of fifteen (15) centimeters.

Part III - Cross Country

Rule Change

- 20-2,20-3,20-4 Redefine the roles of Meet Management (formerly Games Committee), Meet Director and Referee.
- 21-8 Add language regarding the use of official video and confirmation.
- 22-3.5 Outline stricter specifications on all shoes worn in competition.

Significant Editorial Changes

These are additions/clarifications/deletions to the rules book. Some have been part of past interpretations or custom, while others are minor editorial changes to clean up language and eliminate wordiness.

Part I - Indoor Track and Field

Rule	Explanation
	Changed the term Games Committee to Meet Management throughout the rules book.
2-1.6	Returning language that, as of December 1, 2018, all newly constructed or resurfaced tracks shall be surveyed for a curb and shall have a regulation curb in place for competition.
7-7.1	Four unique competitors of the same gender constitute a relay team, each of whom (except in shuttle relays) carries a baton.

Part II - Outdoor Track and Field

Rule	Explanation
	Changed the term Games Committee to Meet Management throughout the rules book.
13-1.5	The Heptathlon / Decathlon consists of seven events that shall be held on two consecutive 24-hour periods in the following order:
15-1.5	Four unique competitors of the same gender constitute a relay team, each of whom (except in shuttle relays) carries a baton.

Part III - Cross Country

Rule	Explanation
17-11	A penalty for a violation of the playing rules in which a competitor is prohibited from further competing in the race. The result of the race by the competitor shall be recorded as DQ.
17-22	The term pistol, as used within these rules, encompasses all devices used to start or recall a race. A firing or a discharge is the activation of such a device. A pistol cannot fire live ammunition.

Points of Emphasis

Follow the Rules as Written. NCAA member institutions are required to conduct their contests according to these rules. Violations are subject to NCAA enforcement procedures. While the rules are intended to provide direction and be as concise as possible, they are not meant to be comprehensive or cover all situations. Rules may not be altered, unless flexibility is indicated in a rule. A rule that provides a recommendation or indicates that a provision should be followed is one for which the rules committee believes the provisions of the rule are expected to be followed except when extraordinary, normally noncontrollable, circumstances exist.

Adhere to the New Competition Shoe Requirements. Failure to follow the rule will result in the athlete being DQ from the event.

Lane Line Violations. In races on a curve, steps on or over the curb or line to the left with more than one step throughout the entirety of the race. The resultant is a DQ.

Mixed Gender Competition. Mixed gender events are no longer an option for competition.

Items Not Addressed in the Rules Book. An item not addressed in the rules book does not necessarily mean that the item is allowed. Ask for an interpretation by emailing or calling the Secretary-Rules Editor.

Publish Entries and Performance Lists. The rules committee is concerned about the transparency of meet entries and performance lists and wants to emphasize that meet directors shall publish, as part of the competition's online information, a ranked list of entries disclosing all performances used to determine entry in each event.

Code of Conduct

NCAA member institutions are required to conduct their contests according to these rules. Violations are subject to NCAA enforcement procedures. While the rules are intended to provide direction and be as concise as possible, they are not meant to be comprehensive or cover all situations. Rules may not be altered, unless flexibility is indicated in a rule. A rule that provides a recommendation or indicates that a provision should be followed is one for which the rules committee believes the provisions of the rule are expected to be followed except when extraordinary, normally noncontrollable, circumstances exist. The NCAA Men's and Women's Track and Field Rules Committee, which is responsible for these rules, recognizes that the rules are neither perfect nor complete.

Decisions made by applying these rules and those situations not covered by these rules must be reached consistently within the spirit of fair play and safety, specifically:

Officials

Knowing rules and being just, objective and courteous, while firm in enforcing rules. Acts of dishonesty, unsporting conduct or unprofessional behavior are unacceptable in track and field and cross country and subject to reprimand and/or removal by the referee or meet management.

Spectators

Acting in a sporting manner at all times. A spectator who acts in an unsporting manner may be removed from the premises. The referee or meet management shall be responsible for any removal.

Coaches and Institutional Representatives

Doing the utmost within the rules to help athletes perform their best, placing honor and team well-being above victory. Acts of dishonesty, unsporting conduct or unprofessional behavior are unacceptable in track and field and cross country and subject to reprimand and/or removal by the referee or meet management .

Athletes

Asking no unfair advantage, resorting to no questionable practices and doing nothing small or mean to gain an end. Athletes should display sportsmanship in the finest sense, always honoring teammates and opponents with their best effort, accepting victory with pride and humility, while accepting defeat with goodwill. Acts of dishonesty, unsporting conduct or unprofessional behavior are unacceptable and subject to warning, disqualification and/or removal by the referee or meet management .

PART I

Indoor Track and Field



RULE 1

Definitions

Abandon

ARTICLE 1. To fail to attempt a start or make an attempt in any event of the Combined Event.

Announced Result

ARTICLE 2. The unofficial result performance mark or place of a competitor or competitors of an event, or of a heat, flight or section within an event, as announced after the completion of the event, heat, flight, section or attempt.

Appeal

ARTICLE 3. An action that follows a referee's decision if a Jury of Appeals has been appointed for a competition. An appeal of a referee's decision must be made in writing.

Assignments

ARTICLE 4. The allocations of individuals or relay teams to specific heats, sections, flights, lanes, alleys and/or starting positions in each event.

Assistance

ARTICLE 5. Undue aid given to a competitor by a coach, a teammate not in the event or a non-competitor associated with the competitor's team. (See Rule 6-3.1.)

Attempt

ARTICLE 6. The competitor's purposeful action of completing the requirements of the athletic challenge (jump or throw) in a field event.

Banked

ARTICLE 7. Any track that exceeds an inclination of 1:1,000, one-tenth of one percent (0.1%). (See Rule 2.1.1.a).

Break Line

ARTICLE 8. The arc across the track indicating the position at which competitors are permitted to leave their respective lanes or staggered alleys. (See Rule 2-1.10.)

Challenge

ARTICLE 9. The verbal request in a field event to review the competitor's attempt, only by the competitor or the competitor's coach within the defined time frame.

Classifications

ARTICLE 10. Meet management designated groupings of competitors within a meet, in which all competitors in a single classification compete only against those competitors in the same classification, for all rounds of each event. Each classification within an event has a separate, final round of competition.

Commencement of the Start

ARTICLE 11. When starting blocks are used, the start is considered to have commenced if one or both of a competitor's hands loses contact with the ground, or if one or both of a competitor's feet loses contact with the foot plates of the starting blocks.

Competition

ARTICLE 12. The contest between competitors in an event, races, heats, sections and/or flights.

Competition Area

ARTICLE 13. An area designated by meet management that includes the area of the venue that is used for the competition or an offsite area specifically designated for competitor use in or before an event.

Competition Proper

ARTICLE 14. The preliminary round and final rounds of a field event.

Correctable Error

ARTICLE 15. An action within 72 hours of the completion of the competition that can be taken without the need for formal protest if administrative errors are detected (that is, incorrect calculation of team, individual or Combined Event scores, timing, placing or other errors based on factual evidence).

Curb

ARTICLE 16. The structure bordering the inside lane of the track. Note: As of January 1, 2018, all newly constructed or resurfaced tracks shall be surveyed for a curb and shall have a regulation curb in place for competition. (See Rule 2-1.6.) (particularly the curves).

Disciplinary Action

ARTICLE 17. Any action taken by a referee or meet management in response to a violation of the playing rules, which may include but is not limited to: warnings, disqualification, ejection from the competition area, letters of reprimand and fines. Disciplinary action shall be proportionate to the violation that occurs. Multiple disciplinary actions may be taken for a single violation of the playing rules (e.g., both a disqualification and a letter of reprimand).

Disqualify/Disqualification

ARTICLE 18. A penalty for a violation of the playing rules in which a competitor is prohibited from further competing in the event.

Dividing Line

ARTICLE 19. The unpainted line halving the circle in all throwing events. (See Rule 2-6.3.)

Element of Competition

ARTICLE 20. The concept that competitors in heats receive a fair opportunity to compete head-to-head against other competitors for the purpose of advancement to a subsequent round of competition.

Enclosure

ARTICLE 21. A structure used in the weight throw to provide adequate control of the implement landing and a fair venue for the throwers. (See Rule 2-8.)

Event

ARTICLE 22. All groupings, classifications or sections pertaining to one track or field event discipline per gender.

Event Intervals

ARTICLE 23. The time between the completion of one event and the start of another.

- a. The interval between track events shall not exceed 10 minutes.
- b. Field events shall be scheduled so that: 1) They shall be completed before the last track event finishes; and 2) They permit concurrent Combined Event participation.
- c. For a Combined Event, at least 30 minutes should be allowed between the time one event ends and the next event begins. Meet management may alter the interval should circumstances dictate. The referee shall have the authority to designate an approximate starting time for each Combined Event element.

Extraordinary Circumstances

ARTICLE 24. Those circumstances that could not have been anticipated in advance of a competition (e.g., factors such as facility mishaps, inclement weather, political or civil unrest, security risks, etc.).

Final Round (Field)

ARTICLE 25. The final competition in horizontal jumps and throwing events, in which competitors receive three attempts.

Final Round (Track)

ARTICLE 26. The last round of competition in a track event, which determines the placing of competitors and scoring of points.

Five-Alive

ARTICLE 27. As of December 1, 2022 The five-alive procedure of conducting the vertical jumping events is not allowed.

Flight

ARTICLE 28. A grouping of field event competitors competing in the same event in the same facility.

Foul

ARTICLE 29. A foul is 1) a failure to successfully complete all actions or elements of an attempt in a field event as prescribed by the specific rules for the event; and/or 2) a specifically prohibited action(s) related to an attempt in a field event, as prescribed by the specific rules for the event.

Front Half of the Circle

ARTICLE 30. The half of the throwing circle closest to the impact area (throwing sector).

Fully Automatic Timing (FAT)

ARTICLE 31. A method of timing that includes the use of a technology such as film or digital slit-cameras.

Grouping

ARTICLE 32. The assigning of competitors to one of two or more flights in a single field event.

Heat

ARTICLE 33. A single segment of competitors competing head-to-head at the same time in the same event on the same facility, for the purpose of advancing to a subsequent round of competition in a track event.

Horizontal Jumps

ARTICLE 34. The Long Jump and Triple Jump events.

Identification

ARTICLE 35. Any meet management-issued form of visually distinguishing competitors from one another (i.e., bibs and/or hip numbers).

Impede/Impeding

ARTICLE 36. Preventing or obstructing the progress of a competitor along the competitor's established course.

Infraction

ARTICLE 37. The violation of a rule within the conduct of a track event that leads to disqualification from the event.

Jostle/Jostling

ARTICLE 38. The physical act between competitors that is not an infraction.

Leaves (Field Events)

ARTICLE 39. The first contact by any part of the body with the ground outside a horizontal jump landing area, a throwing circle or a defined runway.

Leaves (Track Events)

ARTICLE 40. When a competitor voluntarily exits the track after a race has started.

Meet

ARTICLE 41. All events conducted at the venue.

Misconduct

ARTICLE 42. Any act of dishonesty, unsporting conduct, unprofessional behavior or breach of law occurring at the meet venue that discredits the event or intercollegiate athletics.

Mixed Gender

ARTICLE 43. As of December 1, 2022 all Mixed Gender competitions are not allowed.

Number of Entries

ARTICLE 44. The number of individuals per event or the total number of individuals an institution can enter as determined by meet management.

Official Meet Video

ARTICLE 45. Video designated by meet management prior to the start of the meet.

Official Meet Video Review

ARTICLE 46. The action of reviewing official meet video by the referee or jury of appeal.

Official Results (Horizontal Jumps)

ARTICLE 47. At the conclusion of each round of competition in the respective event, and after any existing challenges to attempts within the respective round have been resolved, the results of that round of competition in the event shall be time stamped and designated as official results.

Official Results (Throws)

ARTICLE 48. At the conclusion of each round of competition in the respective event, and after any existing challenges to attempts within the respective round have been resolved, the results of that round of competition in the event shall be time stamped and designated as official results.

Official Results (Track Events)

ARTICLE 49. Any result that is announced or posted, either print and/or electronic, marked with the designation “Official Results” and a time stamp.

Official Results (Vertical Jumps)

ARTICLE 50. At the conclusion of the competition in the respective event, and after any existing challenges have been resolved, the results shall be time stamped and designated as official result.

Pass

ARTICLE 51. The forgoing of an attempt within a field event as communicated by a competitor to an official of the respective event.

Perceived Rule Violation

ARTICLE 52. The report of a possible rule violation by a competition official to the referee.

Pistol

ARTICLE 53. The term pistol as used within these rules encompasses all devices used to start or recall a race. A firing or a discharge is the activation of such a device.

Posted Result

ARTICLE 54. The official result of an event, as defined by meet management.

Preliminary Round

ARTICLE 55. The initial round of competition in an event with multiple rounds of competition.

Preserve Evidence

ARTICLE 56. A competitor or a competitor’s coach may request to preserve physical evidence of a perceived misapplication of the rules by an official.

Protest

ARTICLE 57. A properly submitted written request of a singular matter for the referee to review.

Pull Over Force

ARTICLE 58. The weight required to overturn a hurdle when applied to the center of the uppermost edge of the top crossbar and in the direction of the finish line. (See Rule 3-3.4.)

Qualifying

ARTICLE 59. The process of advancing from one round of competition to a subsequent round of competition based on the competitor's performance.

Qualifying Competition

ARTICLE 60. A competition conducted before the preliminary round of the competition for the purpose of reducing the number of competitors in an event or in a meet.

Ranked Performance List

ARTICLE 61. A list of all competitors entered in an event, ranked in descending order by qualifying or entered performance mark in the event.

Re-Staging

ARTICLE 62. The re-running or continuation of an event that was previously interrupted due to extraordinary circumstances.

Recall Point

ARTICLE 63. The point within 50 meters of the start at which the race may be recalled by a member of the start team. (See Rule 7-1.6.)

Relay Exchange Zone

ARTICLE 64. The designated area on the track in which the baton may be legally exchanged in relay races. (See Rules 2-1.11 and 7-7.5.)

Round

ARTICLE 65. The completion of all attempts at a bar height in a vertical jump event or the completion of one rotation of the order of competitors for other field events.

Section

ARTICLE 66. A single segment of competitors competing head-to-head at the same time in the same event for the purpose of obtaining a final placement of competitors and scoring of points.

Sector

ARTICLE 67. The boundary lines extending from the circle in throwing events inside which the implement must land for the throw to be recorded as countable. (See Rule 2-6.4.)

Seeding (Field)

ARTICLE 68. A procedure in which the flight assignments, order of flights or order of competitors are produced using rankings of the competitors' qualifying or entered performance marks.

Seeding (Track)

ARTICLE 69. A procedure in which the heat/section assignments, order of sections or lane assignments are produced using rankings of the competitors' qualifying or entered performances marks.

Singular Matter

ARTICLE 70. A single occurrence that develops during the conduct of the meet.

Stagers

ARTICLE 71. The measurement used to ensure that all competitors or relay teams run the same distance in an event.

Suitable Material

ARTICLE 72. Material designed and/or built for the application in which it is being used.

Takeoff Board

ARTICLE 73. A flat structure level with the runway surface used in the Long Jump and Triple Jump. (See Rule 2-5.3.)

Throwing Events

ARTICLE 74. The Shot Put and Weight Throw events.

Time Limit

ARTICLE 75. The period in which a competitor must initiate an attempt in a field event, starting immediately after the competitor's name has been called.

Time Schedule

ARTICLE 76. A schedule developed by meet management that establishes the start time for each respective event in a meet.

Torso

ARTICLE 77. Any part of the body other than the head, neck, arms, legs, hands or feet.

Unofficial Results

ARTICLE 78. Any result that is announced or posted, either print and/or electronic, that does not have both the designation of official or a time stamp.

Unprofessional Behavior

ARTICLE 79. Harassment by a coach or official, or failure to comply with meet management instructions.

Unsporting Conduct

ARTICLE 80. Any competitor conduct that is antithetical to the spirit of the competition, including, but not limited to, verbal abuse of an opponent or official.

Vaulting Box

ARTICLE 81. The imbedded fixture at the end of the runway in which a pole vaulter plants the pole for the vault. (See Rule 2-4.1.)

Vertical Jumps

ARTICLE 82. The High Jump and Pole Vault events.

Warm Up (Field)

ARTICLE 83. The time period set aside before each flight in field events. (See Rule 8-1.6.)

Warn/Warning

ARTICLE 84. A verbal or yellow card notice issued by a referee.

Weigh Place

ARTICLE 85. A process of selecting qualifiers, assigning heats and/or seeding lanes for a second or subsequent round of competition in which the place finish of each competitor in each heat is compared against the place finish of competitors in other heats (e.g., first-place heat finishers qualify before or are seeded ahead of second-place heat finishers).

Weigh Time

ARTICLE 86. A process of selecting qualifiers, assigning heats and/or seeding lanes for a second or subsequent round of competition in which the time of each competitor in each heat is compared against the times of competitors in other heats (e.g., a competitor with a faster time in Heat 2 qualifies before or is seeded ahead of a competitor with a slower time in Heat 1).

RULE 2

Construction of Facilities

The facilities specifications listed in this rule represent the minimums necessary to host intercollegiate track and field. Technical information on construction, layout and marking is contained in detail in the World Athletics (WA) Facilities Manual. The tolerances listed in this manual are acceptable. The American Sports Builders Association Construction and Maintenance Manual is available as a resource.

Track calculations and measurements, to verify compliance with NCAA rules, must be metric. Imperial distances, used within these rules for convenience, are conversions from, approximations of and less accurate than the stated metric values.

Note: Figures are not drawn to scale.

SECTION 1. TRACK AND RUNWAYS

Area

ARTICLE 1. With respect to grade or slope:

- a. The maximum lateral inclination permitted for a flat track, across the full width of the oval toward the inside lane, shall not exceed 1:1,000, one-tenth of one percent (0.1%). Any facility that exceeds this inclination shall be defined as banked. The inside edge of the curb or lane line shall be horizontal throughout the length of the track.
- b. The maximum overall downward inclination permitted in the running direction for the track, the running direction for all runways and the throwing direction for all landing sectors shall not exceed 1:1,000, one-tenth of one percent (0.1%). Inclination shall be measured by comparing the start and end points of the races that use a straightaway or a portion of the oval, the start and end points of runways, not to exceed 40 meters, and the full graded length of each landing sector. The maximum downward inclination permitted in the running direction shall not exceed 1:250, four-tenths of one percent (0.4%), between any two points.
- c. In the high jump approach and takeoff area, the maximum overall downward inclination of the last 15 meters shall not exceed 1:250, four-tenths of one percent (0.4%), in the running direction toward the center of the crossbar.
- d. The surface of a throwing circle shall be level.

Track

ARTICLE 2.a. The standard running track shall be 200 meters. This distance may be reduced or exceeded. The track should have at least six lanes. The length of any track shall not exceed 300 meters.

- b. Tracks, runways and takeoff areas should be covered with synthetic material or have a wooden surface. These surfaces should be able to accept 6 millimeter

- ($\frac{1}{4}$ inch) spikes for synthetic surfaces and 3 millimeter ($\frac{1}{8}$ inch) spikes for wood. Where technically possible, runways shall have a uniform resilience.
- c. The track shall normally consist of two parallel straights and two semicircular curves of equal and consistent design.
 - d. A track may be banked. The angle of banking should not be more than 18 degrees for a 200 meter track. This angle may vary based upon the size of a track. The angle of banking in all lanes should be the same at any cross section. Multi-radius clothoid-type transitions may be constructed between the straights and the curves.
 - e. Lanes shall be marked on both sides by white lines 5 centimeters wide. The lanes shall be numbered with lane one on the left when facing the finish line.
 - f. The inside radius of the curves on a 200 meter track should be at least 18 meters and not more than 21 meters.
 - g. For facilities, all events should be unobstructed by facility limitations (that is, shortened runways, bleacher seats, overhead beams, etc.). At least 9.14 meters (30 feet) of overhead clearance should be provided without obstruction (lights, beams, ceiling, etc.).

Surveying

ARTICLE 3. Tracks shall be surveyed by a competent surveyor such as, but not limited to, a registered land surveyor, professional engineer or Certified Track Builder (CTB). All measurements shall be certified after initial construction and after each resurfacing. This shall also apply to each assembly of a portable facility and the addition of any new track markings. This certification shall be maintained and made available upon request.

The surveyor's written certification shall list the exact distance or inclination measurements for the following:

- a. Levels of the track, runways, approaches and landing surfaces;
- b. Permanent track, runway, approach and landing surface measurements;
- c. Start and finish lines;
- d. Track lanes;
- e. Baton passing zones;
- f. Hurdle placements; and
- g. Throwing surfaces.

Track Markings

ARTICLE 4. The following international color code should be used when marking a track:

- a. Starting line (white) — 55/60 Meters, 55/60 Hurdles, 200 Meters, 300 Meters, 400 Meters, 1500 Meters, Mile, 3000 Meters, 5000 Meters;
- b. Starting line (white with green insert) — 800 Meters, one turn stagger;
- c. Starting line (white with red insert) — 4x200 Relay, three turn stagger;
- d. Starting line (white with blue insert) — 4x400 Relay, two turn stagger;
- e. Multiple waterfall starting lines (white);
- f. Finish line (white) — all;
- g. Relay exchange zones — 4x200 Relay (red), 4x400 Relay (blue);
- h. Hurdle locations — Women's 55/60 Hurdles (yellow), Men's 55/60 Hurdles (blue); and
- i. Break line (green).

Measuring Distances

ARTICLE 5. The distance to be run in any race shall be measured from start to finish between two theoretical hairlines. In races run on straightaway courses, the distance shall be measured in a straight line from the starting line to the finish line. In races around a curve, lane one, and all distances not run in lanes, shall be measured 30 centimeters outward from the inner edge of the track if designed for and surveyed based on the existence of a regulation curb. If not so designed, lane one shall be measured 20 centimeters from the left-hand lane line.

For all races in lanes around one or more curves, the distance to be in each lane, except lane one, shall be measured 20 centimeters from the outer edge of the lane line that is on the runner's left. See Figure 1.

Note: A competent surveyor should determine the lane staggers since the staggers are not the same for races run entirely in lanes and races that use a break line. Additional variation occurs as the actual length of the straightaway varies.

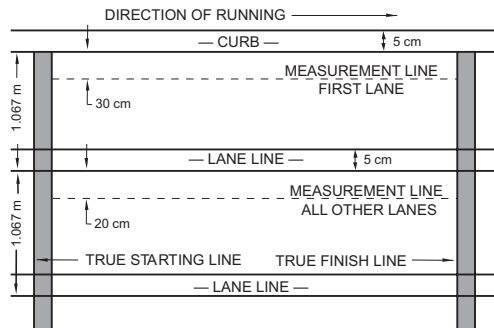


Figure 1—Track Measurements

Cones and Curbing

ARTICLE 6. A track surveyed based on the existence of a curb shall, at a minimum, have the full curves bordered by a curb of suitable material approximately 5 centimeters high and at least 5 centimeters wide. The edges of the curb shall be rounded. See Figure 2.

Cones may be used to replace a curb temporarily when the curb interferes with other events, but not as a substitute for a curb. If a section of the curb must be temporarily removed for any reason, its place shall be marked by a white line 5 centimeters wide and by cones at least 15 centimeters high. The cones shall be placed on the track on top of the line so that the outward face of the cone coincides with the edge of the white line closest to the track. The cones shall be placed at intervals not exceeding 4 meters.

For world, American and NCAA championship records, a regulation curb must be in place. For championship qualifying on a track surveyed for a curb, a regulation curb must be in place. For records and all championship qualifying on a track surveyed for no curb, the inside white line must be marked additionally with cones. As of December 1, 2018, all newly constructed or resurfaced tracks shall be surveyed for a curb and shall have a regulation curb in place for competition.

Visible Starting Line

ARTICLE 7. A visible starting line, 5 centimeters wide, shall be marked on the track just within the measured distance so that its near edge is identical with the exactly measured and true starting line. See Figure 1.

The visible starting line for all races not run in lanes (including the 800 Meters, when alleys are used) shall be curved so that all competitors run the same distance going into the curve. See Figure 2. The curved start line may extend beyond the outermost lane, provided the same start surface is available.

The curved starting line may be established by driving a row of pins 3.05 meters apart, 0.3 meters from the curb—the first pin to be 0.3 meters from the curb at the start. For a 9.75-meter track, 10 pins are sufficient.

Using a steel tape 30.48 meters or longer, and with the pin furthest from the start as a center, scribe an arc from pole to outer curb of track.

This will not be an arc of a circle as the radius will change as the tape loses contact with each successive pin.

The distance for spacing of the pins—3.05 meters—is an arbitrary and sufficiently accurate interval.

AB—Curved starting line

AC—Finish line

A—Juncture of straightaway and curve

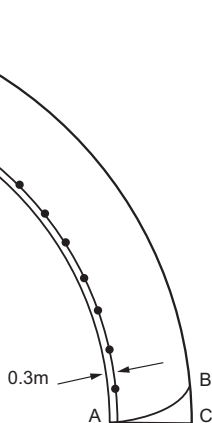


Figure 2—Curved Starting Line

Visible Finish Line

ARTICLE 8. A visible finish line, 5 centimeters wide, shall be marked on the track just outside the measured distance so that its edge nearer the start is identical with the exactly measured and true finish line. See Figure 1.

Lane numbers of reasonable size shall be placed at least 15 centimeters from the common finish line.

A section of the intersection of each lane line and the finish line shall be painted black in a pattern to assist photo finish lane identification and camera alignment. Figure 3 is an example.

Except where their use may interfere with fully automatic timing devices, two white posts may denote the finish line and be placed at least 30 centimeters from the edge of the track. The finish posts shall be of rigid construction, approximately 1.4 meters high and 5 to 8 centimeters in diameter.

Note: A common finish line is recommended for all races. Lines in the finish area should be kept to a minimum. If additional lines are necessary, the lines should be of a less conspicuous color than the finish line, so as not to cause confusion.

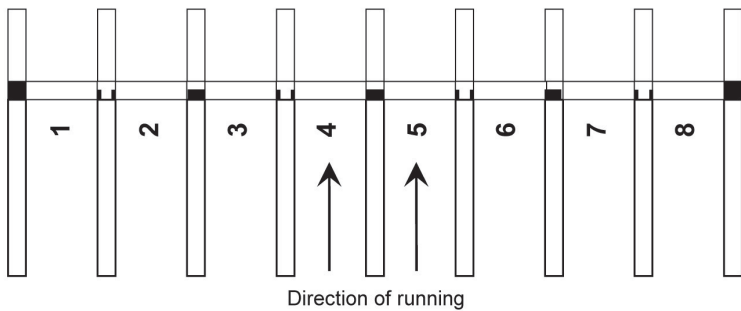


Figure 3—Finish Line Intersection Example

Running Lanes

ARTICLE 9.a. In all race distances up to and including 200 meters, each contestant shall have a separate lane marked by white lines of paint or suitable substance 5 centimeters wide. See Figure 1.

- b. Lanes shall have equal width, with a recommended minimum of 0.914 (± 0.01) meters (36 inches), including the white line to the right.
- c. Lanes on a straightaway shall have equal width, with a recommended minimum of 1.067 (± 0.01) meters and a maximum of 1.22 (± 0.01) meters, including the white line to the right. There should be a minimum of 3 meters behind the start line. Clearance beyond the finish line should be at least 20 meters and free of any obstructions.
- d. Hurdle lanes shall be at least 1.067 meters wide. If hurdle lanes are not marked on the track, they shall be judged as equivalent to 2 centimeters wider than the total width of each hurdle.

Break Line

ARTICLE 10. A visible break line 5 centimeters wide shall be an arc across the track showing the position at which competitors are permitted to leave their respective lanes or staggered alleys. This applies to events authorized to use a break line and shall be positioned accordingly for specific events. The marking of a break line shall be at least at the point indicated additionally with a single cone, where the competitors in the outer group are allowed to join those using the regular starting line.

The arc of the break line should reflect an adjustment in each lane so that competitors in outside lanes travel the same distance to reach an inside position as competitors in the inside lanes.

Cones not more than 15 centimeters in height shall be placed on the lane lines immediately before the intersection of each lane line and the break line. Cones of this height, separated as described in Rule 2-1.6, shall be used to mark the inside of any single outer alley used for a race between the start of the alley and the break line.

Relay Zones

ARTICLE 11. All relay zones shall be 20 meters, of which the scratch line is in the center formed by lines drawn 10 meters on each side of the measured center line. If designated by lines, the zone is between the edges of the lines closest to

the start. All boxes or triangles denoting the limits of the zone shall be within the zone. If designated by lines, the zone is between the edges of the lines closest to the start. All boxes or triangles denoting the limits of the zone shall be within the zone.

SECTION 2. HURDLES

The placement of hurdles shall be in accordance with the following table:

PLACEMENT OF HURDLES				
	No. of Hurdles	Distance Start to 1st Hurdle	Distance Between Hurdles	Distance Last Hurdle to Finish
55 Hurdles (men)	5	13.72 m	9.14 m	4.72 m
55 Hurdles (women)	5	13 m	8.5 m	8 m
60 Hurdles (men)	5	13.72 m	9.14 m	9.72 m
60 Hurdles (women)	5	13 m	8.5 m	13 m

SECTION 3. HIGH JUMP

Approach

ARTICLE 1. The approach should be an octagon or square and shall provide a run-up of at least 15 meters. The length of the approach run is unlimited.

Takeoff Area

ARTICLE 2. The takeoff area is the semicircle enclosed by a 3-meter radius whose center point is directly under the center of the crossbar.

SECTION 4. POLE VAULT

Vaulting Box

ARTICLE 1. The vaulting box in which the vaulting pole is planted shall be constructed of suitable rigid materials. Its dimensions and shape shall be those shown in the accompanying diagram.

The box shall be of a contrasting color from the runway and shall be immovably fixed in the ground so that all of its upper edges are flush with the takeoff area. The angle between the bottom of the box and the back of the box shall be 105 degrees. See Figure 4.

Runway

ARTICLE 2. A vaulting runway shall be at least 40 meters long. The maximum width of the runway shall be 1.22 (± 0.01) meters. The full length of the runway may be permanently marked with lines on or touching the runway edge that are not more than 2 centimeters wide by 5 centimeters long to indicate the distance from the back of the vaulting box.

Runway Markings

ARTICLE 3. The center of the runway shall be marked with seven permanent lines in the pattern shown in Figure 5. Each line shall be 5 centimeters wide and 30 centimeters from the same respective point of an adjacent line. Each short line shall be 30 centimeters long. The long line is 90 centimeters in length. The distance from the edge of the long line closest to the landing pit to the inside edge of the top of the back of the vault box (the zero line) shall be 3.65 meters.

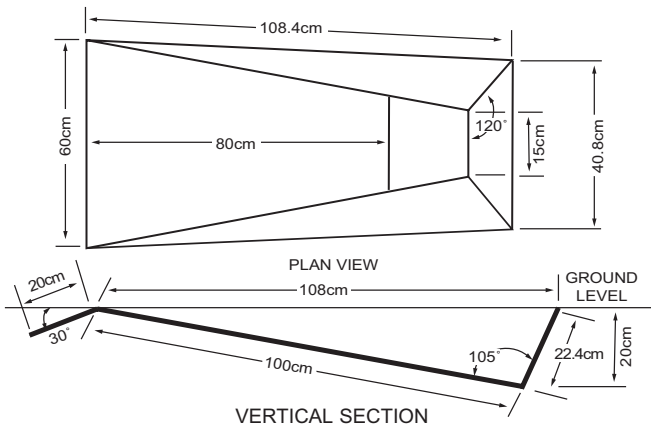


Figure 4—Pole Vault Box

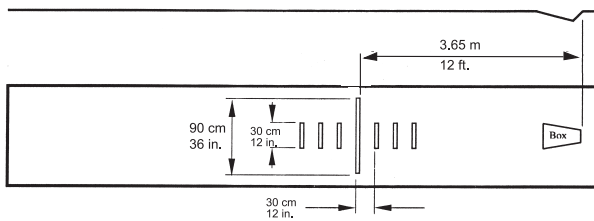


Figure 5—Pole Vault Runway Markings

SECTION 5. LONG JUMP AND TRIPLE JUMP

Runway

ARTICLE 1. For Long Jump and Triple Jump runways, the length shall be at least 40 meters from the edge nearest the pit of each event’s takeoff board. The maximum width of the runway shall be 1.22 (±0.01) meters. The construction and material of the runway shall be extended beyond the takeoff board to the nearer edge of the landing pit.

When the runway is not distinguishable from the adjacent surface, it should be bordered by lines 5 centimeters wide from the start of the nearer edge of the landing pit.

The full length of the runway may be permanently marked with lines on or touching the runway edge that are not more than 2 centimeters wide and 5 centimeters long to indicate the distance from the foul line.

Landing Area

ARTICLE 2. The landing area, in construction after January 2006, shall not be less than 2.75 or more than 3 meters wide, and shall be filled with damp sand at least 30 centimeters deep with the elevation of the top surface identical with that of the takeoff board. Figure 6 shows an appropriate device for ensuring proper sand level.

- a. In the Long Jump, the distance between the takeoff board and the nearer edge of the landing area shall be at least 1 meter and not more than 3 meters. The distance between the foul line and the farther edge of the landing area shall be at least 10 meters.
- b. In the Triple Jump, the nearer edge of the landing area shall be at least 11 meters from the foul line for men and 8.5 meters for women. Distances of 12.5 meters and 11 meters, respectively, are recommended.

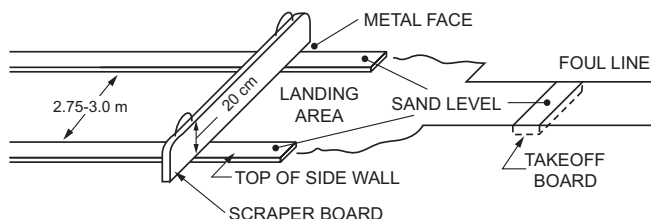


Figure 6—Control of Sand Level in Long Jump and Triple Jump

Takeoff

ARTICLE 3. The takeoff shall be a board made of wood or other suitable rigid material approximately 20 centimeters wide, at least 1.22 meters long and not more than 10 centimeters thick. The upper surface of the board must be level with the runway surface. This board shall be painted white and be firmly fixed in the runway.

In the absence of a takeoff board, the triple jump takeoff area shall be approximately 20 centimeters wide and at least 1.22 meters long, and shall be painted white or firmly affixed (that is, tape) on the all-weather runway.

Foul Line

ARTICLE 4. The edge of the takeoff board nearest the landing pit shall be the foul line.

Foul Indicator Aid

ARTICLE 5. For the purpose of aiding the calling of fouls:

- a. The area immediately beyond the foul line may be prepared as shown in Figure 7.
- b. The foul may be detected by an electronic foul line indicator with validation by an image capturing system.

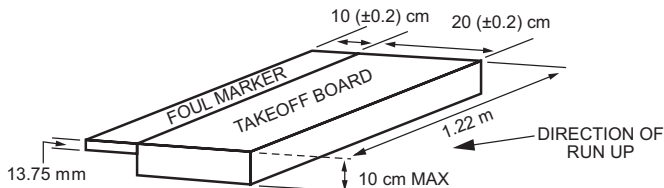


Figure 7—Long Jump and Triple Jump Takeoff Board and Foul Marker

SECTION 6. THROWING AREA SHOT PUT, WEIGHT THROW

Materials

ARTICLE 1. The circles in throwing events shall be made of a band of metal 6 millimeters thick, or suitable rigid material firmly secured flush with the throwing surface, the top of which shall be flush with the surface outside the circle. See Figures 9 and 10. The interior surface should be of concrete or material providing a similar surface and shall be 19 (± 6) millimeters lower than the surface outside the circle.

Note: The WA stipulates a flanged circle 76 millimeters high, embedded below the throwing surface, to provide rigidity.

Diameters

ARTICLE 2. The inside diameters of the Shot Put and Weight Throw circles shall be 2.135 (± 0.005) meters.

Dividing Line

ARTICLE 3. All circles shall be divided in half by a 5 centimeter line extending at least 75 centimeters from the outer edge of the circle to the end of the throwing pad and measured at right angles to the imaginary center of the throwing sector. Lines shall not be painted within any throwing circle.

Sector

ARTICLE 4. Radial lines 5 centimeters wide shall form a 34.92 degree angle extended from the center of the circle. See Figure 8. The inside edges of these lines shall mark the sector. For the Weight Throw, sector flags should mark the ends of the lines and the sector shall be centered within the enclosure.

The level of the surface within the landing area shall be the same as the level of the surface of the throwing circle.

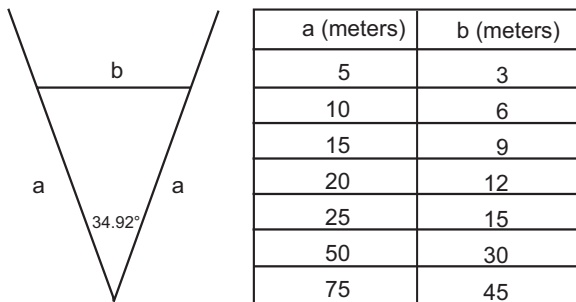


Figure 8—Establishing the Sector

SECTION 7. SHOT PUT AREA

Stopboard

ARTICLE 1. The stopboard shall be an arc of wood, or other suitable materials, painted white and firmly fixed so that its inner edge coincides with the inner edge of the shot put circle. It shall measure 1.21 (± 0.01) meters long

along the chord between its endpoints, 112 millimeters and increasing to 300 millimeters wide, and 100 (± 2) millimeters high. See Figure 9.

Stop Barrier

ARTICLE 2. A stop barrier shall be used to contain the shot within the shot put area.

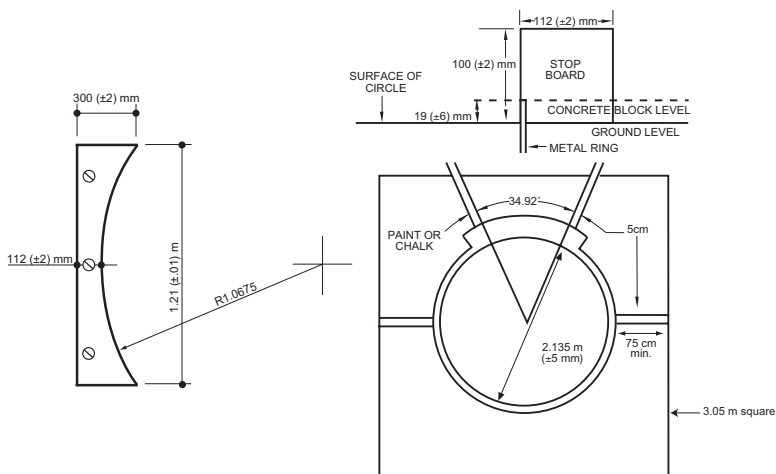


Figure 9—Shot Put Circle

Note: Lines shall not be inside the circle.

SECTION 8. WEIGHT THROW AREA

All weight throws shall be made from an enclosure or cage that shall be centered on the circle and with the sector centered on the cage opening, designed in such a way to provide adequate control of the implement landing and a fair venue for the throwers. Cage design is acknowledged to provide limited protection for spectators, officials and competitors. It does not ensure safety. Exact measurements and pole placements may vary based on facility and cage design, but should provide for the minimum distances specified.

The following specifications are for the weight cage when thrown while other events are in progress and should be considered a minimum configuration. The dimensions listed, while not absolute, are considered acceptable for achieving the overall safety purposes of a cage. All possible efforts shall be made to achieve the minimum configuration.

- The throwing circle shall be surrounded by a cage made with suitable material, hung from and between rigid posts, sufficient to withstand and absorb an impact from the implement so that the implement will not escape over or through, and to reduce the possibility of the implement ricocheting or rebounding back toward the competitor. The purpose of the cage is to contain, but not interfere with, the flight path of the implement.
- The rigid posts surrounding the circle shall be positioned to allow for panels of suitable material approximately 1.91 meters wide, at least 3.66 meters high and at least 2.5 meters from the center of the circle.

- c. The two movable panels shall be at least 1.30 meters wide and at least 3.66 meters high. See Figure 10.
- d. An area of flagging shall identify an implement landing danger zone of at least 55 degrees from the center of the throwing circle.
- e. Cage configurations that are more restrictive than the minimums set forth in this rule may be used.

Note 1: Anchored drop-down nets may be used as a substitute cage in order to satisfy the safety of material provisions of the rule.

Note 2: Weight Throw may be conducted indoor or outdoor.

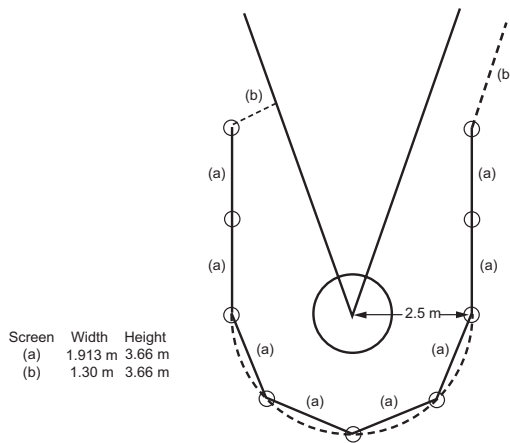


Figure 10—Construction of Weight Cage

RULE 3

Equipment

SECTION 1. TIMING

The following are desired minimum requirements that should be implemented:

- a. Equipment must be fully automatic.
- b. Equipment must be capable of monitoring the adequacy of the power source.
- c. Equipment must have an automatic battery power takeover system in the event of line system power failure.
- d. Equipment must protect the time base accuracy from surges in the power source.
- e. Equipment must produce a visual and printable photo finish photograph with read-out times.
- f. One camera, preferably color, used as the primary photo finish device. At least one additional camera designated for use as backup or for determinations not evident from the primary camera.
- g. The cameras shall be positioned on opposite sides of the track.
- h. A minimum of two independent power circuits for these timing devices, one for the primary and one for the backup.

SECTION 2. STARTING BLOCKS

Specifications

ARTICLE 1. Starting blocks shall comply with the following general specifications:

- a. The block may be adjustable, but shall be constructed entirely of rigid materials.
- b. The block shall be made without devices that could provide artificial aid in starting.
- c. The block shall affix to the track by an arrangement of pins or spikes that cause minimal damage to the track surface and allow for ease and efficiency in setup and removal.
- d. The anchorage shall prevent slippage of the block relative to the track during the start.

Detection Apparatus

ARTICLE 2. Starting blocks may include a false start detection apparatus to assist the starter. Such an apparatus must be WA approved and be configured to emit an acoustic signal to at least the start team when a reaction time less than one-tenth of a second is detected.

SECTION 3. HURDLES

Material

ARTICLE 1. Hurdles shall be constructed of metal, wood or other suitable material.

Design

ARTICLE 2. The hurdles shall consist of a base and two uprights supporting a rectangular frame, with a single crossbar. The crossbar shall be of wood or other suitable material, with beveled edges, be 7 centimeters high and between 1 and 2.5 centimeters wide. The crossbar shall be between 1.03 and 1.05 meters long for lanes 1.067 meters wide, and between 1.18 and 1.20 meters long for lanes 1.22 meters wide. The center of the crossbar shall be directly over the end of the base. The surface facing the starting line shall be white with two vertical or diagonal stripes. A center chevron should be added to help contestants determine the center of the lane. The base shall be not more than 70 centimeters long. The total weight of the hurdle shall be at least 10 kilograms. See Figure 11.

Hurdle Heights

ARTICLE 3. The following specifications apply to hurdle heights:

Height in meters for	Men	Women
55/60 Hurdles	1.067 m (42 in.)	0.840 m (33 in.)

A tolerance of ± 0.003 meters is allowed.

Pull Over Force

ARTICLE 4. Pull over force refers to the minimum of 3.6 kilograms (8 pounds) and maximum of 4 kilograms of steady pulling force required to overturn a hurdle when applied to the center of the uppermost edge of the top crossbar and in the direction of the finish line. If the weights cannot be adjusted to the required pull over force, the next greater setting shall be used. Records will not be allowed when the pull over force or the weight of the hurdle is less than the required minimum. See Figure 11.

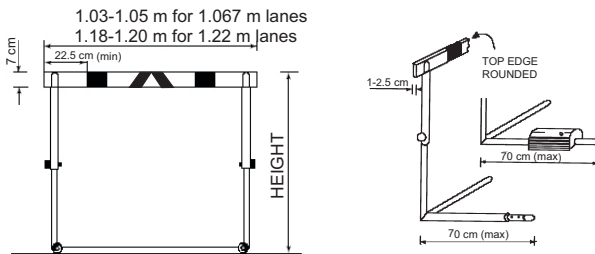


Figure 11—Hurdle Measurements

SECTION 4. RELAY BATON

Dimensions

ARTICLE 1. The relay baton shall be at least 28 and not more than 30 centimeters long, and shall have a circumference of between 12 and 13 centimeters. It shall weigh at least 50 grams.

Material, Shape

ARTICLE 2. The baton shall be a smooth, hollow tube of wood, metal or other rigid material, and made in one piece. The use of tape or other material on the baton is prohibited.

SECTION 5. HIGH JUMP

Landing Pad

ARTICLE 1. The high jump landing pad shall be at least 4.88 meters wide by 2.44 meters deep. It should be high enough and of a composition that will provide a safe and comfortable landing. A minimum height of 66 centimeters, including the top pad unit, is preferred. The landing pad sections must be fastened together and covered with a common top cover. The landing pit may not extend into the plane of the crossbar.

Distance Between Uprights

ARTICLE 2. The vertical uprights shall be 4.02 (± 0.02) meters apart.

Crossbar Supports

ARTICLE 3. The horizontal supports of the crossbar shall be flat and rectangular, 4 centimeters wide and 6 centimeters long, and friction free. Each support shall point toward the opposite upright so that the crossbar will rest between the uprights along the narrow dimension of the support. There shall be at least 1 centimeter between the ends of the crossbar and the uprights.

Extended Height

ARTICLE 4. The uprights shall extend at least 10 centimeters above the support of the crossbar.

Crossbar

ARTICLE 5. The crossbar shall be circular with a diameter of 30 (± 1) millimeters and made of suitable material, but not metal. The crossbar shall be 4.00 (± 0.02) meters long, weigh not more than 2 kilograms, shall have no bias, and when in place shall sag not more than 2 centimeters.

The end pieces of the crossbar shall not be made of or covered with soft rubber or any other material that has the effect of increasing the friction between the surface of the crossbar ends and the supports. These end pieces shall be circular or semicircular, 30 to 35 millimeters wide, 15 to 20 centimeters long, with one clearly defined smooth, flat surface designed for placing the bar on the supports of the uprights. This flat surface may not be higher than the vertical cross section of the crossbar.

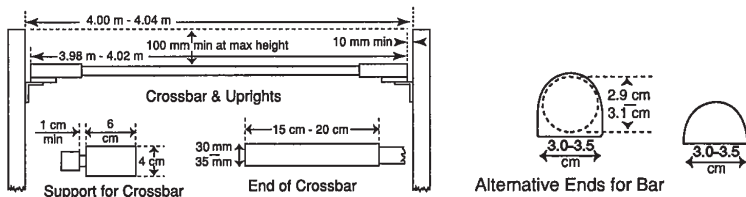


Figure 12—High Jump Uprights and Crossbar

Indicator Lines

ARTICLE 6. A white line 50mm wide shall be placed on the ground (usually with adhesive tape or similar material). The edge of the line nearest to the take-off area is placed along the vertical plane through the edge of the crossbar nearest to the take-off area, and extends for three meters on either side of the uprights.

SECTION 6. POLE VAULT**Landing Pad**

ARTICLE 1. The pole vault landing pad measurement beyond the vertical plane of the back of the vaulting box shall be at least 6 meters wide by 5 meters deep. A minimum height of 0.813 meters, including the top pad unit, is required. The landing pad sections must be fastened together with a common top cover.

The front portion of the pad is to be the same width as the back unit, 6 meters, and shall extend at least 1.5 meters from the top of the back of the vaulting box toward the beginning of the runway. Padding, manufactured for such purpose, shall be placed around the base of the uprights. Rigid or unyielding items above ground level, or designated landing pad platform surfaces extending beyond the dimensions of the landing pad, shall be padded.

The maximum cutout for the vaulting box shall be 0.914 meters, measured across the bottom of the cutout. The back of the cutout shall be placed in a manner so that the landing pad does not affect the bend of the pole. The recommended maximum distance from the back of the vaulting box to the beginning of the pad is 15 centimeters. The sides of the landing area closest to the vaulting box shall be placed 10-15 centimeters from the box and shall slope away from the box at an angle of approximately 30-45 degrees.

Pole Vault Box Padding

ARTICLE 2. A pole vault box collar, which is a device used to offer protection to pole vaulters in and around a pole vault box, shall be in place. The device must meet the most current ASTM Specification Standard and can be incorporated into the design of the pole vault box or as a padding addition to an existing pole vault box.

Uprights

ARTICLE 3. Any style of uprights or posts may be used for the Pole Vault, provided the style is rigid and supported by a base not more than 10 centimeters high above the ground.

Upright Pegs

ARTICLE 4. The crossbar shall rest on round metal pegs that project not more than 55 millimeters at right angles from the uprights and have diameters of not more than 13 millimeters. The upper surfaces of these pegs shall be smooth, without indentations or aids of any kind that might help to hold the crossbar in place. The ends of the pegs shall be between 4.28 meters and 4.37 meters apart.

Crossbar

ARTICLE 5. The provisions of Rule 3-5.5 shall apply except: The crossbar shall be 4.50 (± 0.02) meters long, weigh not more than 2.25 kilograms, and when in place sag not more than 3 centimeters.

Indicator Line

ARTICLE 6. a. A white line 1cm wide shall be placed on the ground at a right angles to the axis or the runway, in line with the back end of the box ("zero" line).

- b. A similar line up to 5cm wide shall appear on the surface of the landing area and be prolonged as far as the outside edge of the uprights.
- c. The edge of the line nearer to the approaching competitor shall coincide with the back end of the box, facilitating the determination of the zero point and the checking of the uprights.

Pole Vault Helmets

ARTICLE 7. A helmet used for the Pole Vault shall be specifically designed for such purpose and be manufactured to comply with the ASTM standard for such product. It shall bear a marking to indicate that it complies with this standard.

The Vaulting Pole

ARTICLE 8. The vaulting pole may be of any material or combination of materials. It may be of unlimited size and weight.

SECTION 7. SHOT

Composition

ARTICLE 1. Synthetic covered implements shall be used. Internal movement within the shot is permitted.

Shape

ARTICLE 2. The shot must be spherical and unalterable in shape, and the surface must be smooth without indentations so that an advantage is not gained by grip.

Specifications

ARTICLE 3. The shot shall conform to the international specifications for the implement published by the WA. The specifications that follow are reprinted for reference purposes and may not be all-inclusive.

	MEN'S	WOMEN'S
Minimum Weight	7.26 kg	4 kg
Minimum Diameter	110 mm	95 mm
Maximum Diameter	145 mm	130 mm

SECTION 8. WEIGHT

Head

ARTICLE 1. There are two head types for the weight:

- a. All-Metal Head: The head shall be a solid sphere made of metal not softer than brass. There shall be no internal movement. The center of gravity shall not be more than 9 millimeters from the center of the sphere.
- b. Filled Head: The head shall be a shell made of plastic or other suitable polymer material in the shape of a sphere, designed to protect the landing surface. The head shall be filled with lead or other material inserted in a manner that minimizes any internal void or movement and has a center of gravity not more than 9 millimeters from the center of the sphere certified by the manufacturer. The head may deform upon impact, but must return to the shape of a sphere.

Note: Rubber is not an acceptable material for the shell.

Handle

ARTICLE 2. The handle shall be made of round steel metal rod, bent in a triangular shape with straight sides. The handle may include an internal brace

or loop. The handle must be rigid and not show evidence of elasticity or malformation before, during or after the competition. Hammer handles are not allowed. See Figure 13-A.

1) The handle for the filled head weight shall have sides that do not exceed 160 mm or are not smaller than 100 mm inside measurement. A handle with no permanent connection point shall have all three sides of equal length.

2) The handle for the all-metal head weight shall have sides that do not exceed 190 mm or smaller than 100 mm inside measurement.

Harness

ARTICLE 3. The harness, if the implement includes a harness, shall be fabricated from a minimum of four structural straps sewn together to form a sling, with the four structural straps of webbing crossing underneath the head of the implement.

1) Netting shall not be used for this purpose.

2) The harness must not stretch or show evidence of elasticity or malformation before, during or after the competition.

Connection

ARTICLE 4. The handle shall be connected to the head or harness in the following manner:

- a. After the handle, by means of one and not more than two steel links whose thickness shall be such that the links cannot stretch while the implement is being thrown.
- b. Between the last link and the head or harness through an optional swivel.
- c. The handle may be connected directly to a filled head or to a harness only through a swivel without the use of steel links.
- d. A swivel, when used, may be either plain or ball bearing, and is not considered an additional link.

Note: Homemade or modified implements are not allowed. Repair of broken implements may be made only with the original manufacturer's replacement parts.

Specifications

ARTICLE 5. The weight shall conform to the specifications for the implement published by USA Track and Field. The specifications in the articles of this rule and those in Figure 13 are reprinted for reference purposes only and may not be all-inclusive. The maximum overall length of the complete implement as thrown, measured from the inside surface of the middle of the handle to the bottom of the complete implement with the head in a spherical shape, shall not exceed 41.00 centimeters.

Note 1: Measurement must not include any deformed or flat surfaces at the bottom of the head.

Note 2: Maximum diameter of indoor weight implements is 15 millimeters larger.

	MEN'S	WOMEN'S
Minimum weight	15.880 kg	9.080 kg
Minimum head diameter	145 mm	120 mm
Maximum head diameter	165 mm	140 mm

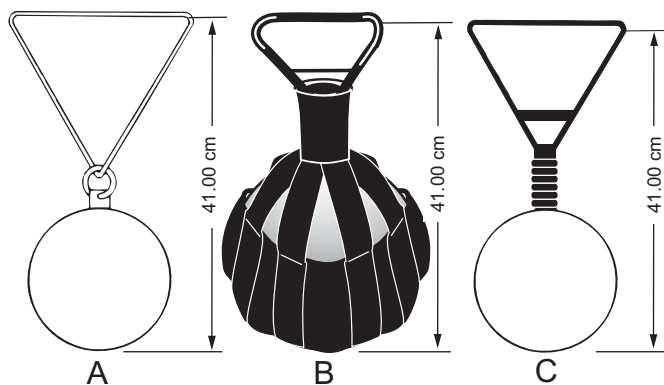


Figure 13—The Weight

SECTION 9. CALIBRATION OF MEASURING DEVICES

It is recommended that all equipment used for timing, measuring wind, weighing and measuring implements, and measuring performance be certified for accuracy by an appropriate testing agency in accordance with methods specified by the manufacturer, before the first competition each year and preferably before each major competition, to comply with Rules 8-1.7 and 8-1.10.

Verification of the accuracy of devices used to measure distance can be accomplished by comparison to an available surveyed distance.

Effective December 1, 2026:

- a. It is required that all timing equipment be recalibrated every four years.
- b. It is required that all equipment used for implement inspection and weighing be recalibrated every year.
- c. It is required that all equipment used for distance measurements be recalibrated every year.

An appropriate testing agency must recalibrate for accuracy in accordance with methods specified by the manufacturer before the first competition each year and preferably before each major competition to comply with Rules 8-1.7 and 8-1.10.

Verification of the accuracy of devices used to measure distance can be accomplished by comparison to an available surveyed distance.

RULE 4

Meet Personnel

SECTION 1. OFFICIALS

Number and Type

ARTICLE 1. The number of officials necessary to conduct a track and field meet varies with the size and type of meet being conducted. The following officials, as appropriate, are recommended for a large meet:

a. *General administration*

Meet management	Medical doctor and/or athletic trainer
Meet director	Track and Field meet referees
Jury of appeals	Competition managers
Marshals	
Competition data manager	Announcers
Awards coordinator	Media coordinator
Combined Event director	Records coordinator

b. *Track events officials*

Clerks of course	Running referee
Judges of finish	Umpires
Starters	Lap counter(s)
Head finish evaluator (fully automatic timing)	
Timing device operator(s) (fully automatic timing)	

c. *Field events officials*

Implement inspector	Head field judge — per event
Field judges — per event	Field event referee(s)
Markers — per event	Measurers — per event
Electronic distance measurement officials (only if EDM is being used)	

Additional Officials

ARTICLE 2. The meet management shall have the authority before competition begins to alter, add or reduce the above list as it deems advisable, upon review of factors such as the facility and automation.

Selection of Officials

ARTICLE 3. Officials should be individuals who have followed track and field closely over a period of years. They must be trained in the rules that govern this NCAA sport, actions that constitute violations of these rules, and how and where they tend to occur. Every possible effort should be made to select and assign officials so that no conflict of interest could arise between competitors and officials. Currently enrolled students of any competing institution shall not officiate at conference, NCAA regional or NCAA national championships, but may serve in other capacities.

SECTION 2. MEET MANAGEMENT**Role**

The role of meet management, is to organize and oversee all aspects of the entire meet. If no meet management staff is established, all responsibilities become the duties of the meet director. Responsibilities include:

- a. Appoint a meet director.
- b. Assist the meet director with meet administration.
- c. Determine the number, selection and assignments of competition officials;
 - 1) Inform officials and prepare officials' materials;
 - 2) Appoint a jury of appeals if deemed appropriate;
 - 3) Provide for pertinent officials to remain at the competition site until the end of any protest period;
- d. Determine meet procedures;
 - 1) The entry process for the competition;
 - 2) The entry deadline for the competition;
 - 3) The number of competitors allowed in each event;
 - 4) The number of competitors an institution is allowed in each event;
 - 5) The use, type and placement of competitor identification;
 - 6) A time schedule and order of events for the meet;
 - 7) Reporting times for competitors in all events;
 - 8) The ranked order of preferred lanes and alleys for each event that assign a starting position in a lane or alley;
 - 9) Entry standards, if applicable;
 - 10) The procedures and location for filing a protest, including any fees that may be assessed;
 - 11) Qualifying procedures and drawing for lanes;
 - 12) Procedures to resolve ties for the last qualifying position in subsequent rounds;
 - 13) The use of implements for the competition;
 - 14) The time, place and location for inspecting, weighing and measuring all implements to be used in the competition;
 - 15) The number of field event competitors who will advance to the final round;
 - 16) The number of flights in field events and group field event competitors;
 - 17) Starting heights and increments for the vertical jump events;
 - 18) The use of facilities for and the conduct of Combined Events;
 - 19) Determine video equipment and provider that can be used for official video review by the referee and/or jury of appeals prior to the start of the competition;
 - 20) Determine video equipment and provider that can be used by field event officials to confirm a fair or foul attempt in the horizontal jumps and throws;
 - 21) The use of the start information system; and
 - 22) Publish prior to the meet the location and method of obtaining the official results of each event (i.e., scoreboard, physical printout or online).
- e. Provide full and early meet information to all competing schools, including entry marks;

- 1) Inform competing schools of suitable lodging, dining and ground transportation;
- 2) Inform competing teams of acceptable materials for making marks on the track, runways and approaches;
- f. Arrange for certification of all calibrated measuring and timing devices;
 - 1) Determine the timing equipment and operator to be used;
 - 2) Determine the measuring equipment to be used for each field event and the inspection of implements;
- g. Organize and conduct meet promotion;
- h. Arrange meetings;
- i. Publish, as a part of the online information for the competition, a ranked list of event entries disclosing all performances used to determine entry in each event and the source of those performances;
- j. Address challenges to any meet procedures, entries or event seedings before the competition begins;
- k. Provide and prepare the track and field facilities;
- l. Provide facilities and equipment (that is, batons, steel tape measures, stopwatches, flags);
- m. Verify team scores and submit meet results to the required standardized results reporting system within 24 hours after the completion of competition; and
- n. Retain all competition data, either hard copy or electronic, through July 1 of the current season.

SECTION 3. MEET DIRECTOR

Primary Role

ARTICLE 1. The meet director is the central person behind the success of a track meet. The meet director must foresee all the needs of competitors, officials and spectators, and ensure that all the technical details of the meet have been addressed within the requirements of the rules. If a meet management staff is not established, the meet director assumes and is accountable for all meet management responsibilities.

SECTION 4. REFEREE(S)

Primary Role

ARTICLE 1. The primary responsibility of a referee shall be to render a ruling on all challenges by a competitor or the competitor's coach, perceived rules violations reported by meet officials or protests filed by coaches of competing teams once the competition starts until the protest period of the competition has ended.

- a. The referee shall not serve as any other official or as a member of the jury of appeals or meet management.

Duties

ARTICLE 2. The referee(s) shall:

- a. After consulting with the appropriate officials, decide all questions, take such actions and make such decisions, including those for which the rules make no specific provision, that provide each contestant a fair and equal opportunity;
- b. Ensure fair and safe competition for all competitors and disqualify those whose acts violate the rules of fair and safe competition;

- c. Decide all questions regarding re-staging an event;
- d. Have sole power to warn and/or disqualify competitors as provided by these rules or upon report from the head umpire or head judges of field events, except as provided in Rule 4-8.1;
- e. Render a decision on all challenges by a competitor or the competitor's coach, perceived rule violations reported by competition officials and/or on properly filed protests;
- f. In the event of record track performances, the running referee shall verify the results of the place and time and shall check all related conditions;
- g. In the event of record field event performances, the throwing or jumping referee and three field judges shall verify all measurements and all related conditions.

Finality of Decisions

ARTICLE 3. The referee's decisions in all matters shall be final and without appeal, except in those meets in which an appointed jury of appeals has been established for that specific purpose. The jury of appeals then will have the final authority.

SECTION 5. JURY OF APPEALS

Primary Role

ARTICLE 1. The responsibility of the jury of appeals shall be to render a final decision on all properly executed appeals of the referee's decision that were issued as a result of an official protest. A jury of appeals member shall not serve as any other official or as a member of the meet management.

Duties

ARTICLE 2. The jury of appeals shall determine if the referee acted within the purview of their defined responsibilities. If the referee's decision is in doubt, the jury of appeals shall interview individuals, including the referee, and may also consider other available information, including official video evidence.

The decision of the referee shall be upheld unless irrefutable evidence to the contrary clearly shows an error.

The decision of the jury of appeals shall be final and without further right to appeal. However, the jury of appeals may reconsider decisions if new conclusive evidence is presented.

SECTION 6. COMPETITION MANAGER

Article 1. The competition manager(s), as a part of meet management, are assistant(s) to the meet director that is assigned by meet management to oversee event competitions, including the setup of and conduct of assigned event areas. A competition manager is not a competition official.

a. Competition Manager for Combined Events

- 1) Determine the setup and placement of all competition and ancillary equipment for each assigned event prior to the start of the meet.
- 2) Determine the assigned areas for competitors, competition officials, data management, television, photographers and other personnel at the event site prior to the start of the meet.
- 3) Oversee the setup of assigned events prior to the start of the designated start time for warmups.

- 4) Ensure that event procedures and policies are being followed.
 - 5) Anticipate the needs of competitors, competition officials, ancillary groups, etc., prior to and during the competition.
- b. Competition Manager for Jumping Events.
- 1) Determine the setup and placement of all competition and ancillary equipment for each assigned event prior to the start of the meet.
 - 2) Determine the assigned areas for competitors, competition officials, data management, television, photographers, and other personnel at the event site prior to the start of the meet.
 - 3) Oversee the setup of assigned events prior to the start of the designated start time for warmups.
 - 4) Ensure that event procedures and policies are being followed.
 - 5) Anticipate the needs of competitors, competition officials, ancillary groups, etc., prior to and during the competition
- c. Competition Manager for Throwing Events
- 1) Determine the setup and placement of all competition and ancillary equipment for each assigned event prior to the start of the meet.
 - 2) Determine the assigned areas for competitors, competition officials, data management, television, photographers, and other personnel at the event site prior to the start of the meet.
 - 3) Oversee the setup of assigned events prior to the start of the designated start time for warmups.
 - 4) Ensure that event procedures and policies are being followed.
 - 5) Anticipate the needs of competitors, competition officials, ancillary groups, etc., prior to and during the competition
- d. Competition Manager for Track Events
- 1) Determine the set-up and placement of all competition and ancillary equipment for each assigned event prior to the start of the meet.
 - 2) Determine the assigned areas for competitors, competition officials, television, photographers, and other personnel at the event site prior to the start of the meet.
 - 3) Oversee the setup of assigned events prior to the start of the designated start time for warmups.
 - 4) Ensure that event procedures and policies are being followed.
 - 5) Anticipate the needs of competitors, competition officials, ancillary groups, etc., prior to and during the competition.

SECTION 7. UMPIRES

Duties of Head Umpire

ARTICLE 1. The duties of the head umpire shall be:

- a. To instruct umpires as to the rules and violations in general and as to the special track regulations the meet management or appropriate referee established for the meet;
- b. To place umpires where they can best judge possible violations;
- c. To secure and clarify from the umpires the facts of all apparent violations of track events;
- d. To report all apparent violations of the rules and incidents of concern to the referee;

- e. To check the proper placement, height and weight of the hurdles (when meet management has not provided hurdle inspectors); and
- f. To instruct, supervise and receive reports from those appointed to serve as lap scorers.

Duties of Umpires

ARTICLE 2. The duties of the umpires are to detect and report, in writing, without waiting for a protest, all apparent violations of the rules to the head umpire. In so doing, they do not assume responsibility for disqualification — only the referee can make a disqualification. A yellow or white flag shall be made visible as soon as the umpire's area is cleared to indicate the umpire's judgment. Each umpire shall use a yellow signal flag to indicate apparent violations and incidents of concern. A white flag should be raised to indicate that a violation has not been observed. In races of 5000 meters and longer, white flags are not required.

Before the start of relay races, a yellow flag shall be held aloft at each zone until the competitors at that zone are ready. A white flag shall then be raised.

Note: Umpires should be highly qualified and available in sufficient numbers to carry out their duties properly.

Placement of Umpires

ARTICLE 3.a. The head umpire shall be stationed, or move from place to place, during a race so that all possible violations may be seen and thus augment umpires' reports with personal information.

- b. The following plan is recommended for placing umpires in track events:
 - 1) Umpires shall be given a chart of the track on which each umpire's station is located for each track event, and flags to indicate whether violations have occurred. Each umpire must cover the assigned station for each race.
 - 2) During races around the track, one or more umpires should be stationed so as to observe violations on the turns, on the backstretch and at the finish. Although it is not the responsibility of timers or judges of the finish to report violations, the referee may, with propriety, seek and weigh their observations in making a decision.
 - 3) During straightaway dashes and hurdle races, at least two umpires shall stand behind the starting line while the others are at intervals along the track.
 - 4) To judge baton passes in relay races, four umpires shall be assigned to each passing zone. Two shall stand on the inside of the track and two on the outside and sight along the staggered zone lines to ensure that the baton is exchanged within the passing zone.

SECTION 8. CLERK OF THE COURSE

The clerk of the course, with the help of assistant clerks as the meet may require, shall be responsible for:

- a. Using the official list, clearing the starting and equipment area of everyone except the clerks, equipment marshals and competitors on the official list;
- b. Maintaining the track event time schedule;
- c. Calling together and placing athletes in their proper positions with needed instructions related to their event (including advancement procedures) before the start of each race;

- d. Placing all relay team members, especially sprint relays, in their proper positions on the track itself (in distance races, this is done with the assistance of lap counters);
- e. Enforcing uniform, bib, shoe and logo rules at the time of initial check-in through inspection, overseeing corrective action, and the issuing of a warning that repeated violation may result in disciplinary action. A report of uncorrected violations shall be made to the meet management, referee and the offending competitor's coach; and

Note: After final clerking and the event has begun, the flow of competition shall not be delayed due to a uniform non-compliance issue. At this time, it is not a protestable offense.

- f. Related duties as requested by the starter, meet director and the meet management.

SECTION 9. START TEAM

Starter

ARTICLE 1. The starter shall have entire control of the competitors when on their marks and during the start; and, along with the assistant starter, the starter shall decide, without appeal, whether a start is fair and legal, or which competitor(s) shall be charged with a false start. The starter shall be responsible for:

- a. Starting races promptly after the clerk of the course turns the athletes over to the starter;
- b. Answering questions on the rules and conditions governing the start of each race;
- c. The duties of a lap counter (Rule 4-17) if one is not available;
- d. Ensuring that starting blocks are set up within the competitors' lanes; and
- e. Positively informing all competitors, officials, competition management and spectators of cancellations, warnings and/or disqualifications through the use of green, yellow or red cards and verbal communication.

In staggered starts, the starter is to take a position and remain stationary so that the distance between the starter and each competitor is approximately the same, and so that each competitor hears equally the commands and the starting device. If a speaker system is used, speakers in sufficient numbers must be positioned so that competitors can hear simultaneously the commands and starting device. In such cases, the starter may be positioned so that the entire field falls into a narrow visual angle.

Starters shall be required by the meet management to use the information provided by the WA-approved start information system, if such a system is used, and rule accordingly to detect false starts.

Assistant Starters

ARTICLE 2. Assistants to the starter shall be appointed with the authority to recall for any observed infringement of the rules or any start that, in their opinion, is unfair. The reason for any recall shall be reported to the starter. Such assistants are of special value when the starter has difficulty seeing the entire field or the entire area where a recall is authorized. At least two assistants to the starter are recommended for track events.

SECTION 10. TIMING OFFICIALS

Operator(s) Duties

ARTICLE 1. There shall be appointed officials who operate the fully automatic timing system used for the competition.

The timing device operator shall have direct communication with the start team and head finish judge.

If the timing device fails to start, the operator shall recall the race.

After the race is over, the timing device operator shall forward the photo finish image to the head finish evaluator.

If a malfunction should occur, the timing device operator shall notify the proper official(s) immediately and the predetermined backup system shall be designated the official result.

Photo Evaluator(s) Duties

ARTICLE 2. The head finish evaluator should be away from the finish line area and isolated from all competitors, officials and coaches so that this person is free from distraction while performing their duties.

The head finish evaluator shall, by using the official image of the finish, be responsible for the evaluation and interpretation of finish places and times.

In the event a protest is filed or additional assistance is required, as in ruling on close finishes, the referee shall be called to render a decision.

SECTION 11. FIELD JUDGES

Number

ARTICLE 1. There shall be one head field judge and such other judges or measurers as each event may require.

Head Judges of Field Events

ARTICLE 2. The head judge of each field event shall serve under the field referee with the help of assistant judges and measurers and shall:

- a. Conduct the event in accordance with the rules;
- b. Ensure that field events begin when scheduled, are properly organized and continue without delays;
- c. Judge the competitors' efforts as being fair or foul by displaying the respective white (fair) or red (foul) flag immediately after the trial is completed (a verbal decision, when the trial is completed, may be given in addition to the display of a flag or indicator);
- d. Judge the high jump and pole vault as success or failure;
- e. Read and record all non-foul trials (two separate judges when possible);
- f. Certify the results for each completed event and turn them over to the announcer and scorer;
- g. Enforce uniform, bib, shoe and logo rules at the time of initial check-in (when not done by the clerk of the course) through inspection, overseeing corrective action, and issuing a warning that repeated violation may result in disciplinary action. A report of uncorrected violations shall be made to the referee and offending competitor's coach;
- h. Ensure that all measuring devices are in working order; and
- i. Report all apparent violations to the appropriate referee.

SECTION 12. IMPLEMENT INSPECTOR

The implement inspector, under the supervision of the field referee, shall weigh and measure, and then certify with an identifying mark, all implements to be used in competition and as required for records. Illegal implements shall be impounded until competition in that event is concluded.

SECTION 13. COMPETITION DATA MANAGER

The competition data manager and as many assistants as necessary shall record for the chair of the meet management and/or meet director the complete results in all events, team scores, individual place winners and their performances, and additional information that may be available.

SECTION 14. ANNOUNCER**General Duties**

ARTICLE 1. The announcer and any assistants shall provide meet information to spectators using available audio and visual aids without unduly disrupting attention from the competition.

Relevant Information

ARTICLE 2. Relevant information shall include:

- a. Names, bibs and affiliations of competitors;
- b. Lane assignments or order of competition in field events;
- c. Outstanding competitors who are participating;
- d. Past performances of outstanding competitors;
- e. In track events, intermediate times and, occasionally, the order of competitors;
- f. Results — placings, times, distances, heights, records — at the earliest possible moment (field event results shall be announced imperially and metrically); and
- g. Current cumulative team scores.

Supplementary Visual Aids

ARTICLE 3. Successful meet promotion has demonstrated that announcing should be supplemented by numerous and varied visual aids, including:

- a. Electrically lighted scoreboards on which entries, results and brief messages can be displayed;
- b. Rotating signboards for field events on which a competitor's number and performance are placed manually;
- c. Posters that give the name of the next competitor in a field event before the competitor performs;
- d. Crossbar height indicators;
- e. Distance indicators for field events, located outside landing areas; and
- f. Lane numbers for sprints and hurdles.

SECTION 15. MARSHAL

Marshals should be attired so as to be easily identified. The head marshal and assistants shall keep all areas of the track and the field clear and unobstructed to best meet the needs of contestants, officials and spectators. Marshals shall have the following responsibilities:

- a. Provide assistance in any aspect of the conduct of a competition to ensure safety and security for the participants and officials;
- b. Keep unauthorized people, including spectators, off the track or field;
- c. Keep unauthorized people away from restricted areas; and
- d. Assign special areas or seating for coaches, inactive officials, noncompeting competitors, photographers, public communications representatives, etc., where they do not interfere with the proper conduct of the meet.

SECTION 16. MEDIA COORDINATOR

The media coordinator manages and informs the media representatives of all factual and point of interest occurrences during the meet. The media coordinator serves as the liaison among the media and the competitors, coaches and officials. The media coordinator also provides entry lists and start lists for each event including records, full names and institutions. For relay events, the running order of each team should be provided.

The media coordinator (or their assistant) is responsible for distributing results following the completion of each event. Finally, the media coordinator distributes final, official results and identified record performances, as well as other points of interest that occurred during the meet.

SECTION 17. LAP COUNTERS

Adequate lap counters must be provided to accurately count laps by recording the time over each lap of the athletes or teams for whom the lap counter is responsible. A lap counter shall be appointed to notify each competitor or team of the number of laps that still need to be completed. This shall apply for a distance race of more than two laps or each leg within a relay race. The lap counter shall ring a bell when the event leader begins their final lap. The lap counter(s) shall confirm to the head umpire, through an appropriate reporting method, that all competitors have completed the prescribed number of laps.

SECTION 18. MEDICAL DOCTOR/ ATHLETIC TRAINER

Article 1. The meet management-appointed/approved medical doctor/athletic trainer shall perform the following duties:

- a. Examine injured or ill competitors and advise the competitor, the competitor's coach and the representative of any sponsoring organization regarding the continued participation in the meet. Such recommendations shall be considered when applying the failure to participate rule.
- b. If a competitor is to be withdrawn from an event, an in-person evaluation by the appointed/approved medical doctor/athletic trainer shall occur before the start of the event.
- c. Should the decision be made to withdraw from or abandon an event, the competitor shall be scratched from any subsequent event(s) in the meet.

Article 2.a. However, a subsequent examination that results in a re-entry recommendation by the appointed/approved medical doctor/athletic trainer of the competition shall be final and without protest.

- b. The appointed/approved medical doctor/athletic trainer shall notify the referee and other appropriate meet administration personnel of the competitor's re-entry into the competition.

- c. For transparency purposes, the re-entry notification shall be posted.
- d. Combined Event competitors shall be exempt from this rule.

SECTION 19 MEDICAL PERSONNEL

Whenever an athletics participant suffers a laceration or wound from which oozing or bleeding occurs, medical personnel shall stop the practice or event as soon as possible and provide the competitor with appropriate medical treatment. The competitor should leave the event or practice and not return until the oozing or bleeding stops.

RULE 5

Competition Procedures

SECTION 1. EVENTS

Type of Events

ARTICLE 1. NCAA Indoor Track and Field Championship events shall be as follows:

55/60 Meters	Distance Medley Relay (1200, 400, 800, 1600)
55/60 Hurdles	High Jump
200 Meters	Pole Vault
400 Meters	Long Jump
800 Meters	Triple Jump
Mile	Shot Put
3000 Meters	Weight Throw
5000 Meters	Pentathlon - Women
4x400 Relay	Heptathlon - Men

Definition of Event

ARTICLE 2. An event is all groupings, divisions or sections pertaining to one running or field event discipline per gender. All rounds of a track event shall be contested using the same physical configuration, except running direction, for events of 200 meters or less. Track events of differing distances shall be contested separately.

Order of Events—Running

ARTICLE 3. The order of track events for the final round and all single-session competitions should be:

Mile	200 Meters
60 Hurdles	3000 Meters
400 Meters	4x400 Relay
60 Meters	Distance Medley Relay
800 Meters	

Meet management shall take facility conditions and configurations into account when scheduling additional events.

Note 1: Changes to this order can be made by the meet management or by mutual agreement of the competing teams before the competition begins, but not as a reason to accommodate competitors in multiple events.

Note 2: Events of imperial measurement length shall not be used as substitute events.

Order of Events—Field

ARTICLE 4. The meet management shall determine the order of field events for all competitions in a manner that maximizes the available time and facilities. Special needs required for the Weight Throw shall be taken into account when scheduling.

Order of Events—Combined Events

ARTICLE 5. A Combined Event should always be administered so that competitive and equal competition is provided for each of the events. Each event in a Combined Event shall be administered separately from any other event in a meet and as a final.

a. Heptathlon—Men

The Heptathlon consists of seven events that shall be held on two consecutive 24-hour periods in the following order:

First Day	Second Day
55/60 Meters	55/60 Hurdles
Long Jump	Pole Vault
Shot Put	1000 Meters
High Jump	

Note: 60 meters is the recommended distance for the dash and hurdles.

b. Pentathlon—Men

The Pentathlon consists of five events that shall be held on the same day in the following order:

55/60 Hurdles
 Long Jump
 Shot Put
 High Jump
 1000 Meters

Note: 60 meters is the recommended distance for the hurdles.

c. Pentathlon—Women

The Pentathlon consists of five events that shall be held on the same day in the following order:

55/60 Hurdles
 High Jump
 Shot Put
 Long Jump
 800 Meters

Note: 60 meters is the recommended distance for the hurdles.

SECTION 2. ADVANCEMENT METHODS

This procedure and criteria for conducting field events shall be used for all competition unless extraordinary circumstances exist, normally not controllable, which require the meet management to alter them.

Administration

ARTICLE 1. The meet management shall use the following methods to administer field events:

- a. Reduce the number of competitors in the preliminary rounds through the use of separate qualifying competitions.
- b. Achieve the number of competitors advancing to the final rounds through flights of preliminary rounds.

Failure to Report

ARTICLE 2. Field event competitors who first report to the event, or flight if checked in by flight, after the first competitive attempt has been made in the

event/flight, shall not be allowed to compete in the event. If there is no mention of the check-in procedure in the premeet information, then the rule defaults to the event reporting time.

Advancement Limitation

ARTICLE 3. When a competitor who has earned advancement to subsequent rounds withdraws or is unable to compete, another competitor shall not advance.

Preliminary Competition and Advancement

ARTICLE 4. In the throwing events and the horizontal jumps, each competitor shall be allowed three trials. In scored competitions with five or fewer teams, not more than one competitor more than the number of scoring places, including representation from more than one team, shall advance by best mark in the preliminary rounds to the final rounds, provided each has a valid mark in the preliminary rounds. The number of advancers shall never exceed nine, except that competitors tying for the last advancement position, by mark, shall advance to the final rounds, unless tiebreaking is designated by the meet management before the competition.

Combined Event Competition

ARTICLE 5.a. Each competitor shall be allowed only three attempts in the Long Jump and throwing events. These attempts must be taken one at a time in the listed order of competition.

- b. All competitors shall compete in one or more flights as determined by the meet management. For total fields greater than 12, two flights should be considered. When more than one flight is used, the competitors should be split into sections as equal in number as possible by lot or based on past seasonal performance in that event. The flights should be concurrent when facilities with equal conditions are available. Meet management may create competition groups used for more than one event. All vertical jump procedures may be implemented at the discretion of the referee.
- c. If separate and equal facilities are available for the Pole Vault, High Jump or Long Jump within a Combined Event competition, the meet management shall make the final determination for use of the facilities.
- d. In the High Jump and Pole Vault, the starting height of the crossbar shall be determined after consulting the competitors. Each increment rise shall be constant and followed throughout the competition regardless of the number of competitors. The increment for the High Jump shall be 3 centimeters and for the Pole Vault shall be 10 centimeters.

Note 1: See Rule 8-1.2 and reference chart for full details on time allowances.

Note 2: All performances should be measured with a device acceptable for record purposes.

Automatic Advancement

ARTICLE 6. Automatic advancement in the horizontal jumps and throws is not allowed. In order to advance, each competitor must have a valid, measured and recorded mark in the preliminary rounds. In order to advance, each competitor must have a valid, measured and recorded mark in the preliminary rounds.

Completion of Preliminaries

ARTICLE 7. Each flight in the preliminaries is completed when the last competitor to be called in the flight has either taken the final trial or the time

limit for the trial has expired. This includes competitors who have been excused to compete in other events.

All performances made in field event preliminary rounds shall be counted with performances in the final rounds to determine final place winners. Competitors shall be credited with the best of all their efforts.

SECTION 3. ALTERNATE PROCEDURES

Four-Attempt Competition

ARTICLE 1. Meet management may decide to conduct the horizontal jumps and throws as a four-attempt final competition.

SECTION 4. ORDER OF COMPETITION

Grouping Competitors

ARTICLE 1. Meet management shall determine flight assignment based on entry performance, arranged so that higher-ranked competitors compete in later flights. Reassignment to another flight shall not be made after the flights have been determined. The horizontal jumps and throwing events shall be arranged in flights not larger than 16 and not smaller than five.

Determining Order of Competition

ARTICLE 2. In the throwing events, Long Jump and Triple Jump, the order of competition within a flight shall be seeded or drawn by lot. Each competitor in a flight shall complete three attempts in the order drawn. In the final rounds of these events, competition shall be in reverse order of best performance in the preliminary rounds, using tiebreaking procedures and then original order if needed. For the final three attempts, the finalists shall compete in one flight. If similar facilities are being used, competitors will take their final attempts from the same runway or circle they competed on during the preliminary attempts. If weather or facility conditions render this method unfair to some competitors, the referee may require that all trials be taken one at a time in the order drawn.

High Jump, Pole Vault Procedure

ARTICLE 3. In the High Jump and Pole Vault, each competitor is allowed an attempt in the order in which the competitor's name is on the scorecard. The competitor is granted a maximum of three attempts at any one height. The competitor may accept all three attempts or may choose to pass any of them. Meet management shall determine whether the competing order is random or based on entry performance.

Those who fail and choose to take a second attempt at the same height shall take this second attempt in the order drawn and, similarly, for their third attempt. Competitors may, likewise, pass their second and/or third attempt. Passes must be indicated before the start of the time limit.

Note: A "pass" is for a single attempt only. To pass all attempts at a given height, competitors must indicate that they are passing all three of their attempts at that height and it shall be so recorded.

The competitor is permitted to continue jumping or vaulting at subsequent heights but is eliminated from the event when three consecutive unsuccessful attempts have been made, regardless of the heights at which the unsuccessful attempts are made.

When the number of competitors exceeds 25, meet management shall select one of the following options:

- Proceed using one continuous flight;
- Use a qualifying competition (see Rule 5-2.4) following the normal order of competition; or
- Use two or more flights following the normal order of competition. The overall placing is determined by combining the results of all flights. A tie for first place overall is broken only when the flights are concurrent, otherwise best place tiebreaking is used only within each flight.

SECTION 5. SCORING

Meet Scoring—Four or Fewer Teams

ARTICLE 1. Scoring in meets with four or fewer teams shall be recorded as follows:

No. of Teams in Meet	Individual Events								Relay Events				
2	5	3	2	1						5	3		
3	7	5	4	3	2	1				7	5	4	
4	9	7	6	5	4	3	2	1		9	7	6	5

Only two individual entries per institution shall score. One relay entry per institution shall score.

Meet Scoring—Five or More Teams

ARTICLE 2. Scoring in meets with five or more teams, and all championships meets regardless of the number of teams, shall be recorded as follows:

No. of Teams in Meet	Individual Events								Relay Events							
5	10	8	6	4	2	1			10	8	6	4	2			
6 or more (6 scoring)	10	8	6	4	2	1			10	8	6	4	2	1		
6 or more (8 scoring)	10	8	6	5	4	3	2	1	10	8	6	5	4	3	2	1

All individual entries shall have the ability to score in the competition. One relay entry per institution shall score.

Alternate Scoring

ARTICLE 3. With consent of competing coaches, the following alternate scoring system may be used in meets with four or fewer teams. However, the scoring system in Article 1 is the default scoring system.

No. of Teams in Meet	Individual Events				Relay Events			
2	5	3	1		5	0		
3	5	3	2	1	5	3	0	
4	5	3	2	1	5	3	2	0

All individual entries shall have the ability to score in the competition. Only one relay entry per institution shall score.

Non-Scoring Institutions

ARTICLE 4. Each institution with a meet entry shall begin the competition with a team score of zero (0) and this score shall be reflected throughout the competition until a point is scored. At the conclusion of the competition, any institution without a scoring competitor shall be listed in the final results with a team score of zero (0).

Ties—Track Events

ARTICLE 5. If two or more competitors are judged as having tied for a place, points for the places involved shall be divided equally between these competitors. Example: In a triangular meet (using the default scoring system), there is a two-way tie for second place. Each competitor shall receive four and one-half points (five plus four divided by two). The next competitor shall receive three points for fourth place.

Ties—Throws and Horizontal Jumps

ARTICLE 6. In events in which place is decided by measurement (the throwing events, Long Jump and Triple Jump), ties produced by identical measurements shall be resolved by the second-best performances of the tying competitors; if a tie still remains, by the third-best performances, and so forth.

Ties—Vertical Jumps

ARTICLE 7. In the High Jump and Pole Vault, ties shall be resolved as follows (see accompanying example):

- a. The competitor with the lowest number of jumps at the height at which the tie occurs shall be awarded the higher place.
- b. If the tie still remains, the competitor with the lowest total of failures throughout the competition up to and including the height last cleared shall be awarded the higher place.
- c. If the tie still remains:
 - 1) If it concerns first place, the competitors tying shall have one more jump at each height, starting at the next height in the original progression above the tying height and, if a decision is not reached, the bar shall be raised if the tying competitors were successful, or lowered if not, 2 centimeters in the High Jump and 5 centimeters in the Pole Vault.
 - 2) Competitors tying must jump once on each occasion when resolving the tie.
 - 3) A competitor withdrawing from a jump-off shall concede any opportunity for a higher placing in the event, but shall not be barred from competition in any subsequent events, nor shall it negate a competitor's performance in that event up to the point of withdrawal.
 - 4) If all competitors eligible for a jump-off withdraw from the competition before it begins, those competitors shall tie for first place, and any team points shall be added together and divided equally between the tying competitors.
 - 5) If it concerns any other place, the competitors shall be awarded the same place in the competition, and any team points shall be added together and divided equally between the tying competitors.

Note: In the High Jump and Pole Vault, each competitor shall be credited with the best of all their jumps in the competition proper, including performances made in the jump-off of a first-place tie.

The following is a sample performance record for a High Jump:

(Key: - Passed; O Cleared; X Failed)

	1.78	1.83	1.88	1.93	1.98	2.03	2.08	2.13	TOTAL FAILURES	PLACE
A	---	XO	O	XO	---	XXO	XX-	X	4	3
B	O	O	O	X-	XO	XXO	XXX		4	3
C	O	O	--X	O	XXO	XXO	XXX		5	5
D	O	---	---	XXO	XXO	XO	---	XXX	5	1-J.O.

E --- X-- XO XO XO XO XXX 5 1-J.O.

It should be noted that competitors A, B, C, D and E all have cleared 2.03 and all have failed at 2.08. The apparent tie is separated as follows:

- a. Since D and E cleared 2.03 on the second attempt, while the others cleared on their third attempts, D and E are tied for first place and must jump-off (J.O.) starting at 2.08, the next height in the original progression.
- b. Since C has more total failures than either A or B, C is awarded fifth place.
- c. Since A and B cleared the height on the same jump and both have the same number of total failures, they tie for third place.

SECTION 6. SCORING—COMBINED EVENT

Scoring

ARTICLE 1. The winner of a Combined Event shall be the competitor who has scored the highest total number of points for all events, awarded on the basis of the World Athletics (WA) scoring tables. See Appendix A. A competitor who is considered to have abandoned the Combined Event shall be listed in the final results as Did Not Finish (DNF) with no total points recorded.

A competitor who commits a referee-ruled infraction toward another competitor in any event of a Combined Event shall lose all the points gained in that event, but shall be permitted to compete in the remaining event(s) unless the referee determines that the loss of points is not a sufficient penalty.

Ties

ARTICLE 2. If two or more competitors achieve an equal number of points for any place in the competition, the higher place is awarded to the competitor who, in the greater number of events, has received more points than the other tied competitors(s). If a tie still exists between any of the competitors, the competitor with the highest number of points in any one event is awarded the higher place. A continuation of this process, if necessary, to the next highest number of points shall occur until the tie is resolved. Otherwise, it remains a tie.

SECTION 7. CHALLENGES/PROTESTS/APPEALS

Challenges

ARTICLE 1. At the conclusion of a trial, the field event competitor or the competitor's coach may verbally register a challenge to the event official regarding any action or ruling pertaining to their competitor's current attempt.

- a. A challenge shall only be allowed from the time the competitor is called up and the countdown clock starts to the time the next competitor is called up and their countdown clock starts.
- b. Physical evidence related to a competitor's performance shall be measured, recorded, unannounced, and preserved until the referee renders a decision.

Protests

ARTICLE 2 Protests relating to singular matters that develop during the conduct of the meet shall be made in writing at once and shall not be later than 15 minutes after the results have been deemed official and time stamped.

- a. For the heat, section or final of a track event involving the protest.
 - 1) Including track events within the Combined Events.

b. For the round of a horizontal jumping event or throwing event involving the protest.

1) Including these events within the Combined Events.

c. For the competition of a vertical jumping event involving the protest.

1) Including vertical jumping events within the Combined Events.

Note: Items regarding the start of a race are not protestable. See Rule 7-1.1 and 15-1.1

Review of Challenges and Protests

ARTICLE 3. The referee shall review each challenge or written protest:

a. The referee shall review all evidence and circumstances regarding the challenge or protest.

1) The written protest.

2) The officials report of a perceived rule violation by a competition official.

3) Official meet video as designated by meet management prior to the start of the meet.

4) Official photo-timing images.

b. The referee(s) shall render a decision.

1) The concurrence of two referees is required when no jury of appeal is appointed.

c. Coaches of competitors affected by any referee's decision shall be notified by a referee.

d. Results revised because of a referee's decision due to a challenge, protest or disqualification shall be posted and announced.

e. Protests relating to Rule 6-4.41 shall not interrupt an event, nor result in a disqualification, once the event begins.

Appeals

ARTICLE 4. If a jury of appeal has been appointed by meet management prior to the start of the meet,

a. A referee's decision may be appealed through the appointed jury of appeal, in writing, not later than 30 minutes after the referee's decision has been announced. The referee must be interviewed and any official evidence available to the referee may be reviewed. If such evidence is not conclusive, the referee's decision shall be upheld. No further appeal is available. The result of an appeal shall be posted, and the affected coaches shall be notified by a member of the jury of appeals.

Tobacco Use

ARTICLE 5. The use of tobacco by student-athletes, or team or meet personnel (e.g., coaches, athletic trainers, managers and meet officials), is prohibited during competition. Any student-athlete, or team or meet personnel, who uses tobacco during competition shall be disqualified for the remainder of that competition.

SECTION 8. VIDEO

Official Meet Video

ARTICLE 1. Video declared by meet management as official meet video prior to the start of the meet shall be the only video used by any competition official.

Official Meet Video Review

ARTICLE 2. Video review, when available, shall be used by the referee for the sole purpose of either confirming or denying a perceived rule violation reported by a competition official; or used by the referee(s) and/or jury of appeals to address a submitted protest or appeal regarding the referee's decision on a perceived rule violation reported by a competition official or a decision rendered by a competition official.

Official Meet Video Review

ARTICLE 3. Video placed at the competition site of a field event by meet management, shall be used by the competition official assigned to that respective event with the responsibility to confirm either a legal or foul attempt by the competitor in the respective event.

a. Video confirmation may be displayed for view to athletes, coaches, and spectators, if approved by meet management prior to the start of the meet.

SECTION 9. ABBREVIATIONS**Standard Abbreviations**

These are the abbreviations to be used in preparation of all start lists and results where applicable:

Did not start - DNS

Did not finish - DNF

Disqualified - DQ

No valid trial recorded - NM

Qualified by place in track events - Q

Qualified by time in track events - q

Qualified by standard in field events - Q

Qualified without standard in field events - q

Advanced to next round by Referee - qR

Advanced to next round by Jury of Appeal - qJ

Lane violation noted without DQ - L

Yellow Card - YC

Second Yellow Card - YRC

Red Card - RC

SECTION 10. CORRECTABLE ERROR

Within 72 hours after the last event of a meet, or before a subsequent round, results can be corrected without the need for formal protest if administrative errors are detected (that is, incorrect calculation of team, individual or Combined Event scores, timing, placing or other errors based on factual evidence). A correctable error shall include a coach's request to review the order of finish from a Fully Automatic Timing (FAT) system.

SECTION 11. RECORDS**Records in Hurdles**

ARTICLE 1. When hurdles do not conform to official specifications, a record shall not be allowed.

Records in Preliminaries

ARTICLE 2. Records made in track or field preliminaries, or in qualifying competitions, may be accepted even if the competitor does not place in the final.

Records in Field Events

ARTICLE 3. To be accepted as records, performances in field events must occur within the number of attempts officially permitted, must be measured with a steel tape or a certified scientific measuring device, and must be measured metrically. Additional trials for records shall not be recognized.

The referee or implement inspector must verify that the throwing implements were certified before competition (that is, check for the identifying mark) and recertified after record performances.

Records in High Jump, Pole Vault

ARTICLE 4. In the High Jump and Pole Vault, the crossbar height shall be measured before each record attempt or if the bar had been touched by a competitor before another competitor also jumping at the record height.

Records in Combined Events

ARTICLE 5. The conditions imposed for recognizing a Combined Events record shall have been complied with in each of the individual events, except that, in events that measure wind velocity, the following shall be satisfied: The average velocity (that is, the sum of the wind velocities, as measured for each individual event, divided by the number of such events) shall not exceed positive 2.0 meters per second.

NCAA Championships Records

ARTICLE 6. NCAA Championships records shall be the only records maintained by the NCAA.

Each records chair is responsible for obtaining certification of records set at their respective championships using the WA record form. These record forms should be given to the respective NCAA liaison, used as the basis for the record and kept on file at the NCAA national office.

RULE 6

The Competitors

SECTION 1. COMPETITOR RESPONSIBILITIES

ARTICLE 1. Competitors are to abide by the letter and spirit of the rules and shall be responsible for conducting themselves in an honest and sporting fashion at all times toward opponents, officials and spectators.

Competitors who conduct themselves in an unsporting manner, who are offensive by action or language, or who are found to be in violation of the code of conduct, shall be warned or disqualified by the referee from the event and from the remainder of the meet.

Duties

ARTICLE 2. A competitor shall report to the clerk of the course, or the head judge for a field event if so instructed, not later than the check-in time designated by meet management and shall promptly be at the clerking location of each competition in which entered. A competitor shall also be responsible for:

- a. Wearing the proper uniform as prescribed within Rule 6-4.1 when checking in with the clerk of course or assigned competition official and during the competition.
- b. Wearing and displaying the correct identification if assigned by meet management when checking in with the clerk of course or assigned competition official and during the competition.
- c. Having their equipment checked when checking in with the clerk of course or assigned competition official.
- d. Having throwing implements measured and checked by the assigned implement inspector during the time frame designated by meet management.

SECTION 2. FAILURE TO PARTICIPATE

- a. Participation is the requirement that a competitor start the athletic challenge requirements for a field event or any round of a track event, according to the rules of the event.
- b. For all team scored competitions, a failure to participate by an athlete entered or declared in an event shall be barred from all remaining events in the current meet and performances prior to the failure to participate remains valid.
- c. For all team scored competitions, competitors or relay teams must participate in the trials and/or finals of all events in which they are entered and/or declared, defined as a form of commitment to compete. Such participation is also required in subsequent rounds as a result of qualifying, or when participation is a criterion for entry in a subsequent meet. For the initial rounds of all competitions, a declaration/commitment procedure and a withdrawal procedure, with appropriate deadlines for individual and relay

team members, excluding alternates, must be published. Actual participation is a default commitment. When an institution's relay team declares, but does not participate in the competition, individual competitors declared on the relay team shall be allowed to participate in subsequent events of the competition.

- d. For all team scored competitions, the referee, upon proper protest, based upon all authorized evidence and considering circumstances beyond the competitor's control (including documented severe medical conditions) shall determine whether circumstances clearly demonstrate that a violation of this rule has occurred. The referee shall disqualify competitors for violating the failure to participate rule.
- e. An athlete failing to attempt a start or make a trial in any event of a Combined Event shall be considered to have abandoned the Combined Event and shall not be allowed to participate in any following event within the combined-event competition. At the time of abandonment, the athlete will receive a Did Not Finish (DNF) and zero points for the competition.
- f. Time schedule changes preventing competitor(s) from fulfilling their obligation is not considered failure to participate.
- g. This rule shall not preclude conferences or championships meet management from creating additional restrictions published in handbooks and manuals.

SECTION 3. ASSISTANCE AND ELECTRONIC DEVICES

Assistance

ARTICLE 1. On the report of an official, or from a properly filed protest, the referee shall warn or disqualify a competitor who gives or receives assistance, a competitor who is determined to have been directly or unduly aided by a coach, a teammate not in the event, or a noncompetitor associated with the competitor's team, or a competitor who is indirectly aided from inside the competition area by a coach, a teammate not in the event, or a noncompetitor associated with the competitor's team.

- a. For the purpose of this rule, the following shall be considered assistance, and therefore not allowed:
 - 1) The visible possession or use by competitors of video, audio or communications devices in the competition area.
 - 2) Using any device or technology that provides the user with an unfair advantage over another athlete.
 - 3) Using any appliance that has the effect of increasing the dimension of a piece of equipment beyond the permitted maximum in these rules, or that provides the user with an advantage that would not have been obtained using the equipment specified in the rules.
 - 4) Pacing in races by persons not participating in the same race, by lapped competitors or those about to be lapped, by competitors of the opposite gender in the same race.
 - 5) Individual markers in the form of tape or other material used for any track event except as specifically authorized.
- b. For the purpose of this rule, the following shall not be considered assistance, and therefore allowed:
 - 1) Communication between competitors and their coaches within designated areas.

- 2) Viewing by athletes competing in field events of images of previous trial(s), recorded on their behalf by persons not placed in the competition area. The viewing device or images taken from it shall not be taken into the competition area.

Note: The primary purpose of a Coaches Box is to give the participating coach the opportunity to have an unobstructed view of the competition area. While video recording is allowed in the Coaches Box, video review with the athlete must take place in a designated area that will not obstruct any other coaches' view of the competition area. The back side of the Coaches Box could be used, as long as it does not block the view of the competition area for any coach.

- 3) In non-scored competitions, meet management may allow for pacing by individuals legally entered into a race or by the use of pacing light technology.
- 4) In meets involving five or fewer teams, the game committee may allow coaches onto the field of competition to confer with event competitors while not in an attempt.
- 5) Crossing the track to confer with an athlete's coach.
- 6) Medical examination/treatment deemed necessary, within the competition area, to enable a competitor to participate or continue participation without assistance. Such examination/treatment shall be administered by those authorized by meet management for such purpose, including team medical personnel, and may occur outside the competition area. Such intervention shall not delay the conduct of the event or a competitor's trial in a designated order.
- 7) Any kind of verifiable open wound protection or personal safeguard that does not provide a direct aid in the specific execution of the event (that is, torso belt, wrist band, shoe strap).

Note: See Rules 8-1.5b and 8-3.5c for permissible substance use to promote a better grip.

Electronic Devices

ARTICLE 2. During competition, only coaches may use smart phones and portable computers (e.g., iPads, tablets, etc.) for purposes of video review in field events and for timing in track events. Coaches, athletes, competitors and officials shall not use video or audio communication devices [e.g., radio transmitters or receivers, mobile phones, smart watches, computers, unmanned aerial systems (e.g., drones) or any similar devices in the competition area] except as authorized by meet management for meet administration.

SECTION 4. COMPETITOR ATTIRE

Uniform

ARTICLE 1. When engaged in competition, each competitor must wear an official school-issued team uniform that consists of two components, a top and a bottom. A one-piece body suit is acceptable as a combination of the two components.

a. Competitors who are not in proper uniform compliance will not be allowed to compete until a compliant uniform is worn.

- 1) The competition shall not be delayed to accommodate compliance with the rule.

- b. On any single day of competition, all team members must wear uniforms of the same color or combination (e.g., white top, red bottom).
 - 1) Teams may change uniform colors from one day to another for multiple day meets.
 - 2) Men's and women's programs from the same institution are separate teams, and are not required to have uniforms of identical color.
 - 3) If a one-piece body suit is worn it shall be of the same color as the top worn by other members of the institution's team.
- c. Competitors on the same team are not required to wear the same style of uniform.
- d. The uniform top must, by design and size, cover the full length of the torso, meeting or hanging below the waistband of the bottoms, while the competitor is standing, and allow for meet management-issued identification to be placed above the waist, front and back.
 - 1) Uniform tops must be worn so to not obscure hip numbers.
 - 2) Additional visible clothing is an undergarment. It must be worn under the uniform and be of a solid color.
- e. Competitors shall not use or wear artificial noisemakers.
- f. Wearing any part of the official team competition uniform illegally (that is, top off or intentionally shortened, shoulder straps lowered) while in the area of competition shall lead to a warning by the nearest official and a report of uncorrected violations shall be made to meet management, referee and offending competitor's coach.

Note 1: Uniforms, meet management issued identification and shoe compliance rules shall be enforced through inspection by the clerk of the course or the head field event official at initial event check-in. Violators shall be warned, given the chance to correct the violation, and reported as provided in the rule.

Manufacturer Logos

ARTICLE 2. Per NCAA Bylaw 12.5.4, an institution's official uniform and all other items of apparel (that is, team jersey, socks) that are worn by student-athletes in competition may bear a single manufacturer's or distributor's normal trademark, not to exceed 2¼ square inches, including any additional material (that is, patch) surrounding the normal trademark or logo. The logo or trademark must be contained within a four-sided geometrical figure (that is, rectangle, square, parallelogram).

An institution's official uniform cannot bear a design element similar to the manufacturer's that is in addition to another logo or that is contrary to the size restriction.

A student-athlete representing an institution in intercollegiate competition is limited to wearing apparel items that include only the logo of an apparel manufacturer or distributor. This restriction shall not include logos that identify the student-athlete's institution or conference.

These restrictions apply to all apparel worn by student-athletes during the conduct of competition, including pre-meet or post-meet activities.

Commemorative/Memorial Patches

ARTICLE 3. As authorized by the institution or conference, a commemorative or memorial patch to be worn by an institution is allowed as long as no safety hazard is created (e.g., names, mascots, nicknames, logos, and marks intended to celebrate or memorialize persons, events, or other causes). The patch shall

not exceed 4 square inches and must be placed on the front or sleeve of the uniform and may not interfere with any required markings. While not all team members are required to wear the patch, the patch must be identical for those who choose to wear the patch. As authorized by the institution or conference, other names/words intended to celebrate or memorialize persons, events, or other causes are allowed on the back of the jersey/uniform where the player name is traditionally located. The names/words may vary by team member.

Bibs, Identification

ARTICLE 4. Meet management may require competitors to wear a prescribed form of identification during competition, such as a front and/or back bib, a hip number or a front facing identification number. A bib number does not have to be numerical and shall not be used in conjunction with a front facing identification number.

- a. In meets in which competitors' bibs are officially prescribed:
 - 1) The bib must be worn as intended and visible without alterations while the athlete is competing.
 - 2) If worn on the front of the uniform, it shall be placed above the waistline and below the institution's name and/or logo.
 - 3) Institution and sponsor logos shall not be obscured.
- b. In meets in which hip numbers are officially prescribed:
 - 1) Institution and sponsor logos shall not be obscured, and uniform requirements shall be observed.
- c. In meets in which bibs are not officially prescribed, a front facing identification number may be required by meet management in track events that do not finish in lanes only.
- d. In all jumping events, the competitors may wear the bib on either the back or front.
 - 1) The front-facing identification number must be visible without alterations when the athlete is competing and shall be worn above the waistline and below the institution's name and/or logo.
 - 2) There shall be no front-facing identification number issued or worn by participants in track events that finish in lanes.

Shoes

ARTICLE 5. Competitors may compete in bare feet or with shoes on one or both feet. The purpose of shoes for competition is to protect and stabilize the feet and provide a firm grip on the ground. Such shoes must be constructed to give a competitor no unfair additional advantage. Incorporating any technology and/or device in the shoe's construction that artificially enhances a competitor's performance is not permitted. A shoe strap or covering over the instep is permitted. Any type of shoe must be listed on the World Athletics approved list.

Customizations are only permissible in accordance with Regulation 7 of the Athletic Shoe Regulations for medical/safety reasons and need WA approval.

The sole of the shoe (including the part beneath the competitor's heel) may be constructed as to provide for the use of up to 11 spikes. Features on, and part of, the sole and/or heel (grooves, ridges, indentations or protuberances) are permissible if constructed of the same or similar material as the sole.

When a competition is conducted on a synthetic surface, the part of each spike that projects beyond the plane where the sole or heel touches the surface must

not exceed 9 millimeters. Spikes shall have a maximum diameter of 4 millimeters for the one-half of their total length closest to the tip. Facility considerations may further limit the type of spikes allowed.

For all field events, the sole at the center of the athlete's forefoot must not be higher than the sole at the center of the athlete's heel.

The maximum thickness of individual event shoe soles are as follows:

For all field events except triple jump - 20mm;

For triple jump - 20mm;

For track events (including hurdle events) up to but not including 800 meters - 20mm;

For track events 800m and above (including steeplechase events) - 20mm;

For relay events the rule applies to the distance of the leg being run by each athlete.

Athletes may not use appliances, either inside or outside the shoe, which will have the effect of increasing the thickness of the sole above the permitted maximum, or which can give the wearer an advantage which would not be obtained from the type of shoe described in the previous paragraph. The thickness of the sole shall be measured as the distance between the inside top side and the outside under side that contacts the ground, including the above-mentioned features and any kind or form of loose inner sole.

Note: Orthotic inserts required for medical purposes are exempt from this rule.

A competitor may appeal the clerk of the course or a head event judge's decision as to the legality of shoes to the referee. If the referee deems that the shoe does not comply with the aforementioned parameters, the referee shall immediately disqualify the competitor.

RULE 7

Track Events

SECTION 1. START

Control of Start

ARTICLE 1. The starter has sole control over all aspects of the start.

- a. The starter's decisions shall be final.
- b. A starting-area marshal shall be assigned to help keep the starting area clear and quiet.
- c. The starter shall confer only with the officials assigned to the starting line (assistants to the starter and starting-area marshal) in cases in which there are questions concerning the start.
- d. Practice starts in the immediate area of the starting line are not allowed in conjunction with the starter's commands.

Start

ARTICLE 2. All races shall be started as the result of the starter activating a signal.

- a. The signal shall be the report of a pistol that can be cocked, or an electronic tone that is clear, crisp, distinct and at least 90dB at 15 feet.
- b. The pistol shall not be less than .22-caliber.
- c. A simultaneous flash/smoke generated by the pistol or an electronic flash/strobe shall be clearly visible.
- d. A misfire shall not be a start.
- e. A visual signal shall be incorporated for the hearing impaired.

Starting Blocks

ARTICLE 3. Meet Management may restrict starting block use to only those the meet management authorizes and may require the use of starting blocks.

- a. Starting blocks must conform to the requirements in Rule 3-2.
- b. Starting blocks may be used only in individual races 500 meters or less and in relays in which the first leg is 400 meters or less.
- c. The starting blocks must be set within each competitor's assigned lane without overlapping the starting line.

Starting Races—500 Meters and Shorter

ARTICLE 4. The starter, after receiving a "ready" signal from the head finish judge and alerting all competitors, shall direct the runners to "On your marks."

- a. The runners shall take the "On your marks" position, either crouched or standing, without delay and in such a way that no part of the body, excluding hair, touches the track on or beyond the starting line, or outside their assigned lane.
- b. Competitors in races with staggered starts may place their hands outside their lanes, but not beyond the starting line extended.

c. The starter then shall direct them to “Set.” At this command, all competitors shall at once and without delay assume their full and final set positions. Then, when all are motionless, the starter shall discharge the pistol/starting device.

Starting Races—Longer than 500 Meters

ARTICLE 5. The starter shall have the runners take a position not more than 3 meters behind the starting line.

a. On the command “On your marks,” runners shall, without delay, advance to the starting line and, when all competitors are steady and motionless without their hands touching the ground, the starter shall discharge the pistol/starting device.

Recall Point

ARTICLE 6. In a race in which the start is not in lanes, the race shall be recalled for any incident that a member of the start team determines resulted in an unfair start.

a. The incident must have occurred within close proximity to the start line, which is defined as being within 50 meters, and be clearly associated with the start.

Staggers

ARTICLE 7.a. Meet management shall determine and publish prior to the start of the meet any events that will be conducted with a waterfall start from staggered alleys.

In events run in lanes around at least one turn, the starts and relay exchange zones must be staggered so that competitors or relay teams run the same distance.

- 1) For oval tracks that measure 200 meters or less, a two-turn staggered start shall be used for all events that either start in lanes but don't finish in lanes or alleys.
 - 2) For oval tracks that measure more than 200 meters, either a one-turn staggered start or a two-turn staggered start may be used for events that either start in lanes but don't finish in lanes or alleys.
- b. If an event has two or more heats and/or sections, all heats and/or sections must use the same starting procedure.
- c. When using a staggered waterfall start from alleys, approximately two-thirds of the competitors should be placed on the main waterfall start and one-third on the staggered waterfall start.
- 1) When the number of competitors in a heat or section cannot be equally divided into thirds, the greater number of competitors over a third shall be placed on the main waterfall start.

SECTION 2. STARTING VIOLATIONS/PROCEDURES

Competitor Violations

ARTICLE 1. Violations and resulting procedures at the start of a race include:

- a. If a competitor at the start of a race uses tactics obviously intended to disconcert an opponent, the competitor shall be warned by the starter and, if such action is repeated, shall be disqualified.
- b. A false start may be charged to a runner who fails to comply promptly with the command “On your marks” or with the various requirements of the command “Set” after being warned.

- c. If a competitor commences the starting motion after assuming a full and final set position and before the report of the pistol/starting device, it shall be considered a false start and the competitor shall be disqualified unless the starter has cancelled the start.
- d. If a member of the start team signals a recall, then after consulting with all members of the start team, the head starter shall give one of the following visual indications by the raising of the appropriate card while standing in front of the athlete(s) who were responsible for causing the recall:
 1. Green – if no violation was deemed to have occurred.
 2. Yellow – warning to an athlete that they will be disqualified if they commit the same action again.
 3. Red – the offending athlete has been disqualified.
- e. In a Combined Event, a competitor shall be warned for the first false start and disqualified only after they have been charged with two false starts.

Note 1: In races in which starting blocks are used, commencement of the start is defined as movement resulting in one or both hands losing contact with the ground, or one or both feet losing contact with the foot plates of the starting blocks.

Note 2: In races in which the meet management requires the use of a WA-approved start information system, the competitor shall have both feet in contact with the pedals of the starting blocks before the set command. Compliance is mandated to fulfill the requirements of the start when utilizing the WA-approved start information system.

Start Team Procedures

- ARTICLE 2.a. If a member of the start team judges the start as unfair, they shall recall the competitors with a second pistol shot. If the starter judges the unfair start was due to one or more competitors “beating the pistol,” it shall be considered a false start and the starter must charge the offender(s), who shall be disqualified. If the unfair start is not due to any competitor, a false start shall not be charged.
- b. For any reason, either before or after the word “Set,” a member of the start team may cancel a start by directing all runners to stand up. After allowing the runners a brief time for adjustments, a new start shall be made. The starter must conform to the prescribed commands as set forth in the rules.

Note 1: The starter usually finds it necessary to disqualify only one runner for a false start. By quickly saying “Stand up” after a break, the starter can release the other runners from their marks. Runners who, in the starter’s judgment, have been led off their marks by a false starter shall not be disqualified. However, if two or more runners break together, the starter must disqualify all of them.

Note 2: Communication by the start team regarding its decision concerning a violation, warning or cancellation shall be accomplished in compliance with Rule 4-9.1e.

Note 3: An intentional false start is considered misconduct.

SECTION 3. THE FINISH

Placing Finishers

ARTICLE 1. The runners shall be placed in the order in which any part of their torso (as distinguished from an appendage such as the head, neck, arms, legs, hands or feet) reached the perpendicular plane of the nearer edge of the finish line.

Finish Tape

ARTICLE 2. When fully automatic timing is used, finish tape shall not be used directly at the finish line.

Returning in Lanes

ARTICLE 3. To help the judges identify the place winners of races run in lanes when photo finish equipment is not in use, finishing runners should return in their lanes to the finish line.

SECTION 4. LEGAL RUNNING**Legal Running in Lanes**

ARTICLE 1. In all races started in lanes, competitors shall keep within their assigned lanes from start to finish, or for the in-lane portion. However, without material advantage gained and no other runner being obstructed, a competitor may run outside their assigned lane in the straightaway or outside the outer line of the lane on a curve.

Legal Running Without Lanes

ARTICLE 2. The following situations shall constitute legal running in non-laned track events:

- a. A competitor may run anywhere on the track at any pace or any change of pace as long as he or she does not use any body or arm action to impede another runner's progress.
- b. A competitor may pass another runner legally on either the right or left side.
- c. A competitor may cut in front of another runner, provided that the overtaking runner has one full stride. This also applies to the curved-line start.
- d. A competitor who is lapped in a distance race shall run a normal course.

Note 1: If a runner is required to withdraw, the runner shall exit to the inside of the track.

Note 2: Meet management has the authority to determine the number of lapped runners who shall remain in the competition.

Legal Running Direction

ARTICLE 3. The direction of running around the oval track shall be left hand inside.

SECTION 5. RUNNING VIOLATIONS**All Races**

ARTICLE 1. When a competitor commits a flagrant infraction in a race to aid a teammate, all persons from the offending team in that race shall be disqualified. Interference by a coach or a teammate not in the event shall also apply. Such an infraction shall be reported by a competition official and ruled on by the referee.

Note 1: The violations listed in this section are in addition to those of assistance in Rule 6-3.1.

Note 2: Due to the narrow lanes, races are more subject to collisions and unintended obstructions. Umpire and referee discretion is advised.

In Lanes

ARTICLE 2. The referee, upon receiving the report of a perceived rule violation from a competition official, after review of official meet video, if available, and consulting with the appropriate officials, shall disqualify a competitor who:

- a. Flagrantly impedes another runner;
- b. In a race run on a curve, steps on or over the lane line to the left with **more than one step anywhere on any curve for the entirety of the race**;
- c. Does not start and finish within their assigned lane in races that start and finish in lanes; or
- d. In a race starting but not finishing in lanes, does not cross the break line within their assigned lane.

Note: The referee, after consulting with the appropriate officials, shall not disqualify a competitor who is pushed or forced by another runner to step on or over the curb without material advantage gained.

Note 2: Relay teams are considered as one entity. Therefore, the second reported lane line or curb violation by any runner of the relay shall constitute a disqualification by the running referee.

Not in Lanes

ARTICLE 3. The referee upon receiving the report of a perceived rule violation from a competition official, after review of official meet video, if available and consulting with the appropriate officials, shall disqualify a competitor who:

- a. Impedes another runner;
- b. Cuts in front of another runner without proper clearance or one full stride on the waterfall start line;
- c. Veers to the right or to the left so as to flagrantly impede a challenging runner or forces the challenging runner to run a greater distance;
- d. Voluntarily leaves the track/course or clearly abandons the race, then returns to continue the race;
- e. Tries to force a way between two leading runners and makes direct contact so as to impede the progress of either;
- f. Gains a meaningful advantage by failing to complete the prescribed course that is defined by a legal marking system; or
- g. Steps on or over the curb with **more than one step anywhere on any curve for the entirety of the race**.

Note: The referee, after consulting with the appropriate officials, shall not disqualify a competitor who is pushed or forced by another runner to step on or over the curb without material advantage gained, or steps on or over the curb on the straightaway unless an advantage is gained by improving position.

Note 2: Relay teams are considered as one entity. Therefore, the second reported lane line or curb violation by any runner of the relay shall constitute a disqualification by the running referee.

SECTION 6. HURDLES

Hurdle Placement

ARTICLE 1. In order to assure equitable competition:

- a. Hurdles may be run in alternate or consecutive lanes, as determined by the meet management; and
- b. Hurdles shall be placed in all lanes.

Violations

ARTICLE 2. The referee, after consulting with the appropriate officials, shall disqualify a competitor who:

- a. Advances or trails a leg or foot outside the hurdle width and below the top horizontal plane or plane extended of the hurdle;
- b. Does not hurdle each hurdle within the competitor's lane;
- c. Deliberately knocks down any hurdle; or
- d. Deliberately knocks down any hurdle by hand.

SECTION 7. RELAYS

Relay Racing

ARTICLE 1. Four unique competitors of the same gender constitute a relay team, each of whom (except in shuttle relays) carries a baton.

Relay Substitution

ARTICLE 2. Any eligible student-athlete who is a member of an institution's team is eligible to participate as a member of an institution's relay team at any time during a competition.

Common Relay Events

ARTICLE 3. Relays commonly run include:

- a. 4x200 Relay, a four-turn stagger is recommended.
- b. 4x400 Relay or Mile Relay, a two-turn stagger shall be used.
- c. 4x800 Relay.
- d. Distance Medley Relay (1200, 400, 800, 1600).

Note: Where appropriate, distances of relay legs for an entire event may be of imperial measure.

Positions for Receiving the Baton

ARTICLE 4. In all relays around the track, outgoing runners shall start their running after establishing a position entirely within the 20 meter passing zone, not touching the ground outside the zone. Outgoing runners may not place any markings on the track.

Receivers for relay exchanges that do not occur in assigned lanes shall line up, as instructed by an official, in the same relative position as their incoming teammates; the leaders shall pass in the first position, the second-place holders in the second position, etc. This lineup position is determined and should be maintained when the leader is at the beginning of the straight before the pass. When interference is not possible, receivers may move to the inside and should maintain the same relative positions.

Passing the Baton

ARTICLE 5. In all relays around the track, the baton must be passed between teammates within the defined 20 meter exchange zone.

For the 4x400 and longer relays, each exchange zone shall be 20 meters. The exchange zones shall start and finish at the edges of the zone nearest the start line on the direction of the run.

The baton must be passed, not thrown, by each runner to the succeeding runner. It is only the position of the baton that is decisive during the exchange. If the receiver's body is beyond the exchange zone but the baton is within it, it is a legal pass. The passing of the baton commences when the baton is first touched by the outgoing runner and is completed when the baton is solely in the possession of the outgoing runner. If, in a genuine attempt to pass the baton, it is dropped within the passing zone, either runner may retrieve it. A baton

dropped outside the passing zone must be recovered by the person who dropped it. The runner recovering the baton may leave the assigned lane or track provided no other runner is impeded and the distance to be covered is not lessened. A member of a relay team may not run outside the passing zone for the purpose of taking the baton from a faltering or fallen teammate.

In all relay exchanges, runners shall start within their exchange zone. If a runner does not follow this rule, their team shall be disqualified.

After Passing the Baton

ARTICLE 6. Incoming and outgoing competitors, after exchanging the baton, must remain in their lanes or established paths until the course is clear in order to avoid contact with the other competitors. When interference is no longer possible, incoming and outgoing runners should move to the inside.

SECTION 8. RELAY RACING VIOLATIONS

The same rules and penalties with reference to flagrant infractions or illegal assistance that apply to other track events also shall apply to relay racing. In addition, the referee, after consulting with the appropriate officials, shall disqualify a relay team when:

- a. During a relay race, any member of that team is disqualified;
- b. Any member of a team uses a device or substance on either hand that enhances contact with the baton (that is, gloves, tape or adhesive substances);
- c. The baton is passed outside the defined passing zone;
- d. The baton is recovered illegally after being dropped;
- e. While running, a team member transports the baton in a manner other than in the hand;
- f. The last runner of the team finishes the race without a baton;
- g. After passing the baton, a runner veers out of the passing lane or from a straight course and flagrantly impedes an opposing runner;
- h. Assuming a preparatory position in any race run in lanes, any part of the outgoing runner's body breaks the plane of the adjacent lane lines so as to flagrantly interfere with another runner;
- i. The outgoing runner waiting for the baton does not take a position entirely within the exchange zone, except as noted in Rule 7-7.4;
- j. A team member runs more than one leg; or
- k. Each team member does not run the specified relay leg distance.

SECTION 9. FORMATION OF HEATS

Procedures for Forming Heats

ARTICLE 1. Meet Management shall abide by the following procedures when forming heats.

- a. No qualifying round prior to a final shall have fewer than two competitors in a heat.
- b. There shall be a maximum of two rounds of competition conducted in track events that qualify competitors for a final based on time only.
- c. The 55 Meters, 60 Meters, 55 Hurdles and 60 Hurdles shall have a maximum number of competitors equal to the number of legal lanes available at the venue in any qualifying heat.

- 1) If the number of legal lanes available at the venue is greater than or equal to the number of competitors that are either entered or report to the clerk of course by the close of check-in for the respective event, the 55 Meters, 60 Meters, 55 Hurdles and 60 Hurdles shall be conducted as a final only.
- d. The 200 Meters, 400 Meters, 500 Meters, 600 Meters and 4x400 Relay shall have a maximum number of six competitors in any qualifying heat.
 - 1) If eight or less competitors are either entered or report to the clerk of course by the close of check in for the respective event, the 200 Meters, 400 Meters, 500 Meters, 600 Meters and 4x400 Relay shall be conducted as a final only.
- e. The 800 Meters, 1000 Meters and 4x800 Relay shall have a maximum of 12 competitors in any qualifying heat.
 - 1) If eight or less competitors are either entered or report to the clerk of course by the close of check in for the respective event, the 800 Meters, 1000 Meters and 4x800 Relay shall be conducted as a final only.
- f. The 1500 Meters, Mile, and Distance Medley Relay shall have a maximum of twelve competitors or relay teams in any qualifying heat.
 - 1) If 12 or less competitors are either entered or report to the clerk of course by the close of check in for the respective event, the 1500 Meters, Mile and Distance Medley Relay shall be conducted as a final only.
- g. The 3000 Meters and 5000 Meters, shall have a maximum of 24 competitors in any qualifying heat.
 - 1) If 24 or less competitors are either entered or report to the clerk of course by the close of check-in for the respective event, the 3000 Meters and 5000 Meters shall be conducted as a final only.

Procedures for Forming First Round Heats

ARTICLE 2. Meet Management shall use one of the following two methods to form heats in the first round of competition when the published meet schedule has two or more rounds of competition.

- a. In track events where competitors qualify for a subsequent round of competition based on a combination of place and next best times.
 - 1) The declared competitors shall be assigned to first round heats in the order their names are listed on the ranked performance mark list, working alternately from left to right and right to left.
- b. In track events where competitors qualify to a final round of competition based only on best times.
 - 1) The declared competitors shall be assigned to first round heats in the order their names are listed on the ranked entry performance mark list.
 - a) In the 55 Meters, 60 Meters, 55 Hurdles and 60 Hurdles heats shall be formed by first seeding ranked competitors in groups not greater than the number of legal lanes on the sprint straightaway of the venue (e.g.. a maximum group of eight if there are eight legal lanes on the straightaway, a maximum group of six if there are six legal lanes on the straightaway) per the number of heats scheduled for the event. Groups shall be formed by seeding the competitors with the highest-ranked entry performance marks from the ranked performance mark list first, in the same heat and grouping, the competitors with the next best entry performance marks next, and so on.

- b) In the 200 Meters, 400 Meters, 500 Meters, 600 Meters and 4x400 Relay heats shall be formed by first seeding ranked competitors in groups of two per heat left to right only, per the number of heats scheduled for the event (e.g., competitors ranked first and second assigned to a heat; competitors ranked third and fourth assigned to a separate heat; competitors ranked fifth and sixth assigned to a separate heat, and so on) with the highest ranked entry performance marks from the ranked performance mark list throughout the heats.

Once all heats scheduled for the event have been assigned with a group of two ranked competitors, the remaining competitors shall be assigned to a heat based on their ranked entry performance marks left to right only throughout the heats one by one to a maximum of six competitors per heat.

- c) In all other track events, heats shall be formed by seeding a balanced number of competitors into groups, using the serpentine method to create competitive equity for each heat, starting with the highest-ranked entry performance marks from the ranked performance mark list first.

Procedures for Forming Subsequent Round Heats or Finals

ARTICLE 3. Meet Management shall use the following procedures to form heats for subsequent rounds of competition or a final after completion of the first round of competition when the published meet schedule has two or more rounds of competition.

- a. In track events where competitors qualify for a subsequent round of competition and finals based on a combination of place and next best times, heats shall be formed by weighing place first and time second.

- 1) First, seed the group of first place competitors as a unit by the ranked order of their time in the previous round of competition. Working from left to right, and from right to left.
- 2) Second, if applicable, seed the group of second place competitors as a unit by the ranked order of their time in the previous round of competition. Working from left to right, and from right to left.
- 3) Third, if applicable, continue to seed the next group of place competitors as a unit by the ranked order of their time in the previous round of competition, until all groups of place qualifiers have been exhausted. Working from left to right, and from right to left.
- 4) Lastly, seed the group of best time qualifiers as a unit by their ranked order of time in the previous round of competition. Working from left to right, and from right to left.

- b. In track events where only two rounds of competition has been scheduled and qualifying to the final round of competition is based only on best times.

- 1) The final shall be formed from competitors with the best times in the previous round of competition equal to or less than the maximum number of competitors allowed as per Rule 7-9.1.

- c. A final round in the 200 Meters, 400 Meters, 500 Meters, 600 Meters and 4x400 Relay shall have a maximum of eight competitors.

- 1) When more than four competitors qualify to a final, the final, shall be contested as a two-section final against time and the sections formed by seeding competitors from the ranked performance mark list from the previous round of competition using the following section assignments.

Section 1

Section 2

3	1
4	2
6	5
8	7

d. A final round in the 55 Meters, 60 Meters, 55 Hurdles and 60 Hurdles, where eight competitors qualify to a final when the venue has fewer than eight lanes, shall be contested as a two-section final against time and the sections formed by seeding competitors from the ranked performance mark list from the previous round of competition using the following section assignments.

Section 1	Section 2
5	1
6	2
7	3
8	4

Canceling Heats

ARTICLE 4. If heats are formed for an event:

- For the 55 Meters, 60 Meters, 55 Hurdles and 60 Hurdles, if the number of competitors that report to the clerk of course is fewer than the number of legal lanes for that respective event at the venue, the event shall be contested as a final only at the originally scheduled time of the final.
- For the 200 Meters, 400 Meters, 500 Meters and 600 Meters, if the number of competitors that report to the clerk of course is equal to or fewer than the pre-meet designated number of qualifiers to the final, the event shall be contested as a final only at the originally scheduled time of the final.
- For events that do not start in lanes, if the number of competitors that report to the clerk of course is fewer than the maximum allowable number of competitors as prescribed for the respective event in Rule 7-9.1, the event shall be contested as a final only at the originally scheduled time of the final.

Redrawing Heats

ARTICLE 5. Whenever meet management or the clerk of course determines that the number of scratches reduces the number of competitors in any heat so as to eliminate the element of competition, meet management shall, as appropriate, redraw the heats, reduce the number of place qualifiers from each heat if necessary and select any additional qualifiers on a time basis in order to restore the element of competition.

SECTION 10. FORMATION OF SECTIONS

Procedures for Timed Section Finals

ARTICLE 1. Meet management shall abide by the following procedures when forming sections.

- No timed section final shall have fewer than two competitors in a section.
- For events that start in lanes, the number of competitors or relay teams shall not exceed the number of legal lanes available at the venue in any section.
- The order of timed section finals shall be determined by meet management.

Procedures for Forming Timed Section Final Sections

ARTICLE 2. Meet Management shall use the following procedures to form sections when conducting timed section finals.

a. Timed section finals shall be formed by seeding competitors with the highest-ranked performance marks from the ranked performance mark list first.

- 1) In the 55 Meters, 60 Meters, 55 Hurdles and 60 Hurdles sections shall be formed by first seeding ranked competitors in groups equal to the number of legal lanes on the sprint hurdle straightaway of the venue (e.g., groups of eight if there are eight legal lanes on the straightway, groups of six if there are six legal lanes on the straightway) per the number of sections scheduled for the event. Groups shall be formed by seeding the competitors with the highest-ranked performance marks from the ranked performance mark list first, in the same section and grouping the competitors with the next best performance marks next, and so on.
- 2) In the 200 Meters, 400 Meters, 500 Meters and 600 Meters, sections shall be formed by first seeding ranked competitors in groups of two left to right only, per the number of sections scheduled for the event (ranked competitors first and second assigned to the last section; ranked competitors third and fourth assigned to the next to last section; ranked competitors fifth and sixth assigned to the third to last section, and so on) with the highest-ranked performance marks from the ranked performance mark list throughout the sections.

Once all sections scheduled for the event have been assigned with a group of two ranked competitors, the remaining competitors shall be assigned to a section based on their ranked performance marks left to right only throughout the sections one by one to a maximum of six competitors per heat.

b. In the 4x400 meter relay and all other track events, sections shall be formed by seeding competitors with the highest-ranked performance marks from the ranked performance mark list first, in the same section.

- 1) In the 800 Meters, 1000 Meters and 4x800 Relay, a maximum of 12 competitors or relay teams shall be assigned to a section.
- 2) In the 1500 Meters, Mile, and Distance Medley Relay a maximum of 16 competitors or relay teams shall be assigned to a section.
- 3) In the 3000 Meters and 5000 Meters, a maximum of 24 competitors shall be assigned to a section.

Redrawing Sections

ARTICLE 3. Whenever meet management or the clerk of course determines that the number of scratches reduces the number of competitors in any section that eliminates the element of competition, meet management shall, as appropriate, redraw the sections.

SECTION 11. ASSIGNMENT OF LANES & STARTING POSITIONS

Preferred Lanes, Alleys and Starting Positions

ARTICLE 1. Meet management shall determine and publish prior to the start of the meet the preferred order of:

a. Lanes for each event that start in lanes.

- 1) In the 200 Meters, 400 Meters, 500 Meters, 600 Meters and 4x400 Relay, lane assignments shall be restricted to lanes one through six. For venues that have more than six legal lanes on an oval track, lanes outside of lane six shall not be used.

b. Alleys for each event that starts in alleys.

- 1) Starting positions within each alley.

Procedures for Assigning the First Round of Competition

ARTICLE 2. Meet Management shall use one of the following methods to assign lanes in the first round of competition when the published meet schedule has two or more rounds of competition in an event:

a. Lanes, starting positions and/or alleys shall be assigned as follows:

- 1) For track events that do not start in lanes:
 - a) Alleys and/or starting positions shall be drawn by lot.
- 2) For track events that start in lanes:
 - a) In the 55 Meters, 60 Meters, 55 Hurdles and 60 Hurdles, the top four fastest seeded competitors in each heat or section shall be drawn by lot to one of the designated top four preferred lanes for the event. The remaining seeded competitors in each heat or section shall be drawn by lot to the remaining lanes.
 - b) In the 200 Meters, 400 Meters, 500 Meters, 600 Meters and 4x400 Relay, the top two fastest seeded competitors in each heat or section shall be drawn by lot to one of the designated top two preferred lanes for the event. The next two fastest seeded competitors in the heat or section shall be drawn by lot to one of the next designated two preferred lanes. The remaining seeded competitors in each heat or section shall be drawn by lot to the remaining lanes.

Procedures for Assigning Subsequent Rounds/Final

ARTICLE 3. Meet Management shall use one of the following methods to assign lanes in any subsequent round of competition or the final after the first round when the published meet schedule has two or more rounds of competition in an event.

a. In track events that start in lanes or alleys, preferred lanes or alleys shall be assigned in order based on:

- 1) Qualifiers determined by place.
 - a) Weigh place first.
 - b) Weigh time second.
- 2) Qualifiers determined by time.
 - a) Weigh time.
 - b. In track events not starting in lanes.
- 3) Starting positions or positions within an alley shall be drawn by lot.

Procedures for Assigning a Final without a Proceeding Round

ARTICLE 4. For track events that consist of a single race or a timed section final, meet management shall assign preferred lanes, starting positions, or alleys by ranked entry performance.

SECTION 12. QUALIFYING

Procedures for Qualifying by Place and Time to a Subsequent Non-Final Round

ARTICLE 1. Meet management shall use the following methods to administer qualifying in track events from a round of competition to a subsequent non-final round of competition when qualifying by using a combination of place and time.

a. For the 55 Meters, 60 Meters, 55 Hurdles, 60 Hurdles, 200 Meters, 400 Meters, 500 Meters, 600 Meters and 4x400 Relay, meet management shall determine prior to the meet the number of qualifying rounds in the event and competitors to qualify to the subsequent round of the event.

- 1) Establish the number of rounds of competition such that each round has fewer heats and competitors than the previous round.
- 2) After the first round of competition, the number of qualifiers shall equal the number of legal lanes to be used for each subsequent round of competition.
- 3) A minimum of the winner of each heat shall qualify for the subsequent round, all additional qualifiers shall qualify based on best times from the previous round of competition for a subsequent round.

b. For the 800 Meters, 1000 Meters, 1500 Meters, Mile, 3000 Meters, 5000 Meters, 4x800 Relay and Distance Medley Relay, meet management shall determine prior to the meet the number of qualifying rounds in the event and competitors to qualify to the subsequent round of the event.

- 1) Establish the number of rounds of competition such that each round has fewer heats and competitors than the previous round.
- 2) Establish the number of competitors for each event and each round of the event, with a maximum number of competitors in each heat as mandated in Rule 7.9.1.
 - a) After the first round of competition, the number of qualifiers shall equal the number of competitors established for each subsequent round of competition.
- 3). A minimum of the first two places in each heat shall qualify for the subsequent round, all additional qualifiers shall qualify based on best times from the previous round of competition for a subsequent round.

Procedures for Qualifying by Place and Time to a Final Round

ARTICLE 2. Meet management shall use the following methods to administer qualifying in track events from a round of competition to a final round of competition when qualifying by using a combination of place and time.

a. For the 55 Meters, 60 Meters, 55 Hurdles and 60 Hurdles, the number of qualifying competitors to the final round of the event shall not exceed the number of legal lanes available for the respective event at the venue. Unless the venue has a maximum of six legal lanes for the respective event, eight competitors shall qualify to a two heat final.

- 1) If there are two or three heats in the respective event, a minimum of the first two places in each heat, plus a minimum of two qualifiers based on time shall qualify to the final round.
- 2) If there are four to seven heats in the respective event, a minimum of the winner in each heat, plus a minimum of one qualifier based on time shall qualify to the final.
- 3) If there are eight or more heats in the respective event, competitors shall advance to the final based on time only.

b. For the 200 Meters, 400 Meters, 500 Meters, 600 Meters and 4x400 Relay, a maximum of eight competitors shall qualify to the final.

- 1) If there are two or three heats in the event, a minimum of the first two places in each heat, plus a minimum of two qualifiers based on time shall qualify to the final.

- 2) If there are four to seven heats in the event, a minimum of the winner in each heat, plus a minimum of one qualifier based on time shall qualify to the final.
 - 3) If there are eight or more heats in the respective event, competitors shall advance to the final based on time only.
- c. For the 800 Meters, 1000 Meters and 4x800 Relay, not more than eight competitors or relay teams shall qualify for a final.
- 1) If there are two or three heats in the event, a minimum of the first two places in each heat, plus a minimum of two qualifiers based on time shall qualify to the final round.
 - 2) If there are four to seven heats in the event, a minimum of the winner in each heat, plus a minimum of one qualifier based on time shall qualify to the final round.
 - 3) If there are eight or more heats in the respective event, competitors shall advance to the final based on time only.
- d. For the 1500 Meters, Mile, and Distance Medley Relay, a minimum of nine and a maximum of 12 competitors or relay teams shall qualify for the final.
- 1) If there are two or three heats in the event, a minimum of the first three places in each heat, plus a minimum of two qualifiers based on time shall qualify to the final round.
 - 2) If there are four to ten heats in the event, a minimum of the winner in each heat, plus a minimum of two qualifiers based on time shall qualify to the final round.
 - 3) If there are 11 or more heats in the respective event, competitors shall advance to the final based on time only.
- e. For the 3000 Meters, a maximum of 12 competitors shall qualify for a final.
- 1) If there are two or three heats in the event, a minimum of the first three places in each heat, plus a minimum of two qualifiers based on time shall qualify to the final round.
 - 2) If there are four or five heats in the event, a minimum of the first two places in each heat, plus a minimum of two qualifiers based on time shall qualify to the final round.
 - 3) If there are six or more heats in the respective event, competitors shall advance to the final based on time only.
- f. For the 5000 Meters, a maximum of 16 competitors shall qualify for a final.
- 1) If there are two or three heats in the event, a minimum of the first four places in each heat, plus a minimum of two qualifiers based on time shall qualify to the final round.
 - 2) If there are four or five heats in the event, a minimum of the first two places in each heat, plus a minimum of two qualifiers based on time shall qualify to the final round.
 - 3) If there are six or more heats in the respective event, competitors shall advance to the final based on time only.

Procedures for Qualifying by Time to a Final Round

ARTICLE 3. Meet management shall use the following methods to administer qualifying in track events when conducting a competition that consists of two rounds, a first round and a final, that qualify to a final based on time only.

a. For the 55 Meters, 60 Meters, 55 Hurdles and 60 Hurdles, the number of qualifying competitors to the final of the event shall not exceed the number of legal lanes available for the respective event at the venue.

1) The competitors with the best times from the previous round of competition, equal to the number of legal lanes available for the respective event at the venue shall qualify to a single heat final.

b. For the 200 Meters, 400 Meters, 500 Meters, 600 Meters and 4x400 Relay, a maximum of eight competitors or relay teams shall qualify for the final.

1) The competitors with the eight best times from the previous round of competition shall qualify two a two-heat final.

c. For the 800 Meters, 1000 Meters and 4x800 Relay, a maximum of eight competitors or relay teams shall qualify for a final.

1) The competitors with the eight best times from the previous round of competition shall qualify to a single heat final.

d. For the 1500 Meters, Mile and Distance Medley Relay, a minimum of nine and a maximum of 12 competitors and/or relay teams shall qualify for the final.

1) Meet management shall determine the number of competitors to qualify for the final on time prior to the start of the meet, with a minimum of the competitors with the nine best times and a maximum of the competitors with the 12 best times from the previous round of competition qualifying for a single heat final.

e. For the 3000 Meters, a maximum of 16 competitors shall qualify for a final.

1) Meet management shall determine the number of competitors to qualify for the final on time prior to the start of the meet, with a maximum of the sixteen best times from the previous round of competition qualifying for a single heat final.

f. For the 5000 Meters, a maximum of 16 competitors shall qualify for a final.

1) Meet management shall determine the number of competitors to qualify for the final on time prior to the start of the meet, with a maximum of the sixteen best times from the previous round of competition qualifying for a single heat final.

Tie for the Last Qualifying Position

ARTICLE 4.a. In the event of a tie for the last qualifying position based on place for a subsequent round, the number of qualifiers based on time shall be reduced accordingly.

1) If there are no qualifiers by time, the last qualifier shall be as if those tied were qualifying by time.

b. In the event of a tie for the last qualifying position based on time for a subsequent round, after applying Rule 7-13.3.

1) If lanes are available for events that start in lanes or starting positions on the track are available for events that do not start in lanes, all tying runners shall qualify to the subsequent round of competition.

2) If not enough lanes or starting positions for the respective event are available, the last qualifier shall be determined by a runoff, unless drawn by lot is designated by meet management prior to the start of the meet. A runoff is not subject to Rule 5-2.

Withdrawn Competitors

ARTICLE 5. In a track event in which a competitor who has qualified for the subsequent round withdraws or is unable to compete in the subsequent round,

that qualifying competitor shall not be replaced in the subsequent round with a competitor from the previous round who did not originally qualify.

a. The lane or starting position of the qualifying competitor who withdraws or is unable to compete in the subsequent round of competition shall remain vacant.

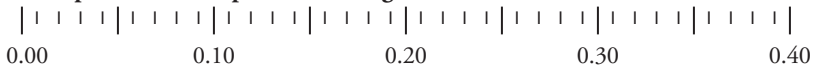
SECTION 13. TIMING

Methods of Timing

ARTICLE 1. Fully automatic timing (FAT), such as film or digital slit-camera photo-timing, is the method of timing (see Rule 3-9 for accuracy certification) and shall:

- a. Use camera equipment that is properly aligned with the finish line.
- b. Use equipment that is started automatically by an electronic starting device or by the energy of the shell exploding in the starter's pistol, so that the overall delay between the report from the starting device and the effective start of the timing system is constant and measurable to less than 1/1,000th of a second (Zero Control).
- c. By an electronic or optical device, automatically record the finish of each competitor in a continuous image or a composite of not less than 100 images per second. The displayed image shall be synchronized with a time scale of at least 1/100th of a second.
- d. Determine times and places by using equipment that identifies the instant the first part of each runner's torso reaches the finish line and guarantees perpendicularity of the indicator line to the time scale when moved horizontally to the precise point of finish for each runner.
- e. Be read and determine actual places and times based on the position of the indicator line.
- f. Record the official time to be the next highest 1/100th of a second based on the position of the indicator line.
- g. Indicate that an automatic start did not occur by a time scale of not more than 1/10th of a second on the displayed image.
- h. Be capable of producing a printed picture that shows all of the above conditions with a time scale graduated in 1/100th of a second, when applicable, and synchronized to the image.

Example for 1/100th per second image rate:



Each hash mark represents 0.01 seconds.

Methods of Recording Time

ARTICLE 2. Fully automatic timing (FAT) shall be used for events on a track. Results must be recorded in 1/100th of a second and shall be the next slower 1/100th of a second based on the position of the indicator line. Final results shall indicate FAT with the time in 1/100ths, such as 10.33. No other method of timing is allowed.

Tiebreaking Procedure

ARTICLE 3. Ties shall be broken for the purpose of determining place or advancement in (FAT) by reading the picture to the accuracy available within the same race, but not greater than 1/1000th of a second between races.

Malfunction of Fully Automatic Timing

ARTICLE 4. In the event that fully automatic timing is not available in one or more of several heats or sections, they are to be rerun.

RULE 8

Field Events

SECTION 1. GENERAL RULES FOR FIELD EVENTS

General

ARTICLE 1. An attempt is all of the competitor's actions that occur from when the time limit begins until the official has determined, through the indication of the flag, a fair or foul trial.

Note: Actions by a competitor after the official has ruled the trial fair cannot be a foul. This does not negate the immediate correction of an error, such as the raising of the wrong flag.

Time Limit

ARTICLE 2.a. In the throwing events, a competitor shall be charged with a foul if they do not initiate a trial within one minute after their name has been called, in addition to the event judge making a visual indication.

Note: As a guide, and in an effort to ensure all competitors in the weight throw have equal time per event, the time clock will start when the athlete steps onto the concrete pad prior to initiating their attempt.

- b. In the horizontal jumping events and the High Jump, a competitor shall be charged with a foul if they do not initiate a trial within one minute after the pit, crossbar or standards have been prepared or set, and after their name has been called, in addition to the event judge making a visual indication.
- c. In the Pole Vault, a competitor shall be charged with a foul if they do not initiate a trial within one minute after their name has been called, in addition to the event judge making a visual indication.
- d. In the High Jump and Pole Vault, when there are two or three competitors remaining in the competition at the start of a bar height, high jumpers shall have one and a half (1.5) minutes and pole vaulters shall have two (2) minutes to initiate a trial. When a competitor is taking consecutive attempts at the same bar height while other competitors remain in the competition, high jumpers shall have two (2) minutes and pole vaulters shall have three (3) minutes to initiate a trial.

Except for the Combined Events, after all other competitors have failed, a competitor who has won the event shall be allowed three minutes for the High Jump and five minutes for the Pole Vault to initiate a trial. One minute shall be allowed for the first trial of a competitor first entering the competition.

In the Combined Event High Jump, each competitor shall be allowed two minutes between consecutive attempts even when they are the only remaining competitor.

In the Combined Event Pole Vault, each competitor shall be allowed three minutes between consecutive attempts even when they are the only remaining competitor.

Note: The number of competitors remaining in the competition includes those who could be involved in a jump-off for first place.

- e. If visible time indicators are not used, the event timer shall give a warning by raising, and holding overhead, a yellow flag for the final 15 seconds of the time allowed. When time has expired, the yellow flag shall be lowered.

Time in Minutes for Initiating Attempts in Field Events

Event	Event Type	Athletes remaining in the competition at the start of a bar height or round ¹			Consecutive Attempts	First attempt of a competitor in the competition
		More Than 3	2 or 3	1		
High Jump	Individual	1	1.5	3	2 ²	1
	Combined	1	1.5	2	2 ²	1
Pole Vault	Individual	1	2	5	3 ²	1
	Combined	1	2	3	3	1
Throws & Horizontal Jumps	All	1	1	1	2	1

Note 1: Athletes remaining in competition include those who could be involved in a first-place jump-off. Once an athlete has won the event, the time for 1 remaining applies.

Note 2: Applies within a height only; not for a consecutive attempt after the bar is reset to a new height.

Absence From Competition

ARTICLE 3. Excused competitors shall not delay the continuation of an event. If a competitor is not present for a trial after the competition is complete for all others who are present, it shall be deemed that they forfeit the right to all further trials in the competition once the allowable time for all available trials has elapsed.

- a. In events other than the vertical jumps, if a competitor is competing in another event that requires a long absence, the head judge of an event may allow that competitor to take qualifying or preliminary attempts, but not final attempts, out of the official order within the competitor's designated flight, which may or may not be in succession.

Should a competitor miss a turn in the final rounds, the head judge shall refuse permission for that competitor to take that turn. If a competitor is not present for a trial in final rounds, it shall be deemed that the competitor is passing, once the allowable time for the trial has elapsed.

- b. In the vertical jumps, except for the Combined Event, the head judge of the event may allow a competitor to take attempts out of official order, which may or may not be in succession. The competition must continue, without delay, in the excused competitor's absence, and the competitor shall compete at the existing height upon return, being allowed the number of attempts they had remaining when excused. If a competitor is not present for a trial before the bar is raised, it shall be deemed that they are passing, once the allowable time for the trial has elapsed.
- c. If a competitor, by their own decision, makes a trial or attempt without the permission of the official in an order different from that previously

determined, the competitor shall be warned (or disqualified in case of further infringements) according to Rule 4-4.2d, but the result shall stand in the case of a warning (first infringement).

Jumping Aids/Runway Markers

ARTICLE 4.a. Weights or artificial aids shall not be allowed in the jumping events.

- b. Officials may use a foot pattern to indicate the takeoff mark in any runway event to help all competitors during warm-up periods or upon request.
- c. Not more than two individual markers may be placed adjacent to and not on the runway before the foul line in the Long Jump and Triple Jump. Not more than two markers may be placed adjacent to and not on the runway in the Pole Vault. Not more than two markers may be placed in the high jump approach area.
- d. Not more than one individual marker may be temporarily placed only on the ground in the area immediately behind or adjacent to a throwing circle for the duration of each competitor's own attempt and it shall not impair the judges' view.
- e. All markers must be made of a material that is approved by meet management and cover an area not greater than 7 centimeters by 15 centimeters. Shoes and chalk are not acceptable markers. The use of unacceptable material, after being warned, shall lead to the disqualification of the competitor. This restriction applies to practice, warm-up and competition.
- f. Warm-up approaches, in all jumping events, shall only be run in the direction the event will be conducted.
- g. For additional runway or approach restrictions, see Rules 8-2.5 and Rule 8-3.5.

Throwing Aids

ARTICLE 5.a. For the purpose of this rule, the following shall be considered assistance. As such, competitors are not allowed to:

- 1) Use gloves, except in the Weight Throw.
 - a) For this event, the gloves shall be smooth on the back and on the front.
 - b) The tips of the glove fingers, other than the thumb, shall be open.
 - c) An additional layer of leather may be affixed to the palm of the glove for additional protection.
- 2) Tape two or more fingers together in such a way that the fingers cannot move individually.
- 3) Spray or spread any substance onto the throwing surface of the circle or onto the bottom of their shoes, except for water as a cleaning agent.
- 4) Alter the surface of the circle, except as part of allowable procedure.
- 5) Carry or affix anything in the non-throwing hand during an attempt.
- b. For the purpose of this rule, the following shall not be considered assistance. As such, competitors are allowed to:
 - 1) Use, in order to obtain a better grip, a suitable substance on the hands only, or in the case of the Weight Throw, on the gloves. Such substances may be used on the neck in the Shot Put.
 - 2) Apply chalk or a similar substance directly on the implement. Any such substances shall be easily removable with a wet cloth and shall not leave any residue.

- 3) Use taping on the hands and fingers that is in compliance with part a.(2) of this article.
 - a) Use of taping on the hands and fingers may be continuous provided that, as a result, not two or more fingers are taped together.
 - b) The taping must be shown to and approved by the head event judge before the event starts.
 - c) Use of a supportive belt around the waist.

Warm-Up

ARTICLE 6. Meet management determines the length of all warm-up periods. All warm-ups in the jumping events shall be run in the direction the event will be contested.

a. A maximum of 15 minutes, with consistency, shall be set aside for flight-specific warm-up before each flight when a general warm-up period is provided.

- 1) In the high jump, all competitors shall have their measured marks in place a minimum of 30 minutes prior to the start of competition.

- a) From a time period of 30 minutes prior to the start of the event, until the start of the event, no tape measures or measuring devices shall be allowed on the high jump apron for a competitor to measure or establish a mark.

b. Between the preliminary and final rounds, there may be a warm-up period for all competitors in the final for a period not greater than the time allowed for flight-specific warm-up.

c. Once a competition has begun, except as scheduled, competitors are not allowed to use for practice purposes the runway, ring, takeoff area or throwing implements associated with the competition.

- 1) In vertical jumps, a competitor who has not taken an initial trial in at least one hour from the first trial of the competition shall be allowed, under the direction of the event official, to use the runway and landing areas without the crossbar to warm up.

- a) A high jumper has a maximum of one and one-half minutes and a pole vaulter has a maximum of two minutes to warm up.

- b) Such warm-up shall occur at the change of the bar to the height the competitor enters the competition.

Note: When more than one competitor enters at the same time, each receives the allotted time. The time is not aggregated for the group.

Field Event Implements

ARTICLE 7. Meet management may limit the use of implements in a meet, with the exception of vaulting poles, to those it authorizes.

a. If this is not done, each competitor shall be allowed to use a personal implement, provided it meets legal specifications.

- 1) To determine this, meet management shall set the time and place, before the start of the event, for inspecting, weighing and measuring all implements to be used in warm-up and/or competition.

- a) Weighing and measuring devices must be capable of certifying the implements within the allowable event specifications.

- 2) In the event an implement should become damaged during the course of the competition, its use shall be permitted only after it has been reinspected and approved.

- 3) A competitor may use another competitor's implement during competition only with the other competitor's permission.

Illegal Implements

ARTICLE 8. A field event competitor shall be disqualified, and their marks and/ or points scored disallowed, if they:

- a. Use an implement (shot or weight) that has been altered to become illegal after having been inspected officially;
- b. Use an implement that was not inspected officially before competition; or
- c. Bring an illegal implement into the competition or warm-up area.

Illegal Implements During Recertification

ARTICLE 9. If an implement is deemed illegal during recertification for record purposes, marks achieved and points scored by the competitor will be counted, even though the record will not be recognized.

Taking Measurements

ARTICLE 10. All measurements of height or distance may be made with a steel tape, fiberglass tape, bar or electronic measuring device. Of these devices, only the steel tape and electronic measuring device, calibrated according to Rule 3-9, are acceptable for record purposes. When measuring the throwing events or horizontal jumps, the measurement shall be immediate after each valid trial challenge. In the case of a challenge, the mark shall be recorded on a separate sheet until the protest is resolved.

When measuring the throwing events or horizontal jumps, that part of the tape that records distance shall be read and announced by the official at the circle, foul line or takeoff board. The tape should be pulled through the center of the throwing circle, the radius of the throwing arc, or from a position one meter behind the takeoff board. The mark in the landing area, for each attempt, shall be preserved until removal is authorized by the Chief Judge for the event.

In the Pole Vault and High Jump, measurement of the official height shall be from a point on the same level as the takeoff to the lowest point on the upper side of the crossbar.

Efforts judged to be foul shall not be measured, except as otherwise provided within these rules.

If an official video review system is available, the video review system may be used by the official to determine the legality of an individual trial or attempt.

Recording Performances

ARTICLE 11.a. Performances on a scorecard shall be a distance or an "O" for a successful trial, an "X" for any type of foul/failure or a dash "-" to indicate a pass.

- b. Metric is the system of measurement. Distances measured shall be recorded to the nearest lesser centimeter (that is, fractions less than one centimeter must be ignored).
- c. Performances shall be announced in imperial and metric measure. The display of a performance shall be imperial measure and, when possible, metric.
- d. For world, American and NCAA Championships records, marks must be measured and recorded metrically.

Measuring Height of Bar

ARTICLE 12. An accurate measurement of the height of the high jump or pole vault crossbar shall be taken each time it is placed at a new height; each time

a crossbar replaces one that was in use; and each time an upright(s) has been displaced. For record attempts, see Rule 5-11.4.

Safety Considerations

ARTICLE 13. The field event judge and referee are responsible for ensuring fair and safe competition. In the event of unsafe conditions once competition has begun (that is, facility concerns), competition may be suspended, but the event venue (that is, direction of jumping) shall not be changed.

Safety Measures

ARTICLE 14. An official shall be present at all field events to monitor all warm-ups. All throwing areas shall be roped and flagged. Officials should maintain visual contact with the throwing circle or runway when in the impact area. Competitors should maintain visual contact with the throwing circle or runway when retrieving implements. Competitors are not allowed in the impact area during warm-up or competition. Implements shall be carried, not thrown, out of the sector.

SECTION 2. HIGH JUMP

Legal Jump

ARTICLE 1. A legal high jump is one in which a competitor jumps from one foot.

Starting Height/Increments

ARTICLE 2. Except for the Combined Event, meet management shall determine the starting height of the crossbar and each successive height.

- a) The crossbar shall be initially raised in increments of 5 centimeters.
- b) The increment shall never be increased.
- c) The crossbar shall not be lowered except as provided in Rule 5-5.7c.1.
- d) The increment shall never be less than 3 centimeters except as provided in Rule 5-5.7c.1.
- e) Increment restrictions do not apply to a single competitor who has won the competition and decides to continue jumping.

Note: Attention should be given to national standards and/or records when determining starting heights and increments.

The uprights shall not be moved once the competition has been started. For safety reasons, the landing area may be adjusted.

One face of each crossbar shall be marked so that the crossbar always is placed with the same surface up.

Failed Attempt

ARTICLE 3. It shall be a failed attempt when:

- a. The crossbar is displaced in an attempt to clear it;
- b. A competitor touches the ground or landing area beyond the plane of the crossbar or the crossbar extended without first clearing the bar, except for incidental touching of the front of the landing pad that does not result in an aid to the trial; or
- c. A competitor fails to initiate a trial as prescribed in Rules 8-1.2b or 8-1.2d.

Accidental Displacement

ARTICLE 4.a. If the crossbar is displaced by a force disassociated with the competitor, and if it is after the competitor clearly is over, the jump is

successful. If the crossbar is displaced before the competitor is over, the competitor shall be given another attempt.

- b. It is not considered a failed attempt if a competitor clears the crossbar, lands in the landing pad and, while exiting, accidentally displaces the crossbar.

Jumping Aids

ARTICLE 5. An approach mark(s) cannot be located within two meters of either upright. After warm-up and before competition, the High Jump official shall ask all competitors to identify their designated mark(s). All other marks shall be removed.

Improperly Fastened Supports

ARTICLE 6. If improperly fastened supports slip downward when a jumper hits the crossbar, the head judge of the event shall rule “no jump” and allow the jumper another attempt.

SECTION 3. POLE VAULT

Legal Jump

ARTICLE 1. A legal pole vault trial or attempt is one in which a competitor takes off by planting a pole in the vaulting box.

Starting Height/Increments

ARTICLE 2. Except for the Combined Event, meet management shall determine the starting height of the crossbar and each successive height.

- a. The crossbar shall be initially raised in increments of 15 centimeters.
- b. The increment shall never be increased and shall never be less than 5 centimeters.
- c. The crossbar shall not be lowered except as provided in Rule 5-5.7.c.1.
- d. The increment shall never be less than 5 centimeters except as provided in Rule 5-5.7.c.1.
- e. Increment restrictions do not apply to a single competitor who has won the competition and decides to continue vaulting.

Note: Attention should be given to national standards and/or records when determining starting heights and increments.

One face of each crossbar shall be marked so that the crossbar always is placed with the same surface up.

Note: For placement of the pole vault landing pad, see Rule 3-6.1.

Failed Attempt

ARTICLE 3. It shall be a failed attempt when:

- a. After the vault, the bar does not remain supported by the pegs on which it originally rested because of any direct action of the competitor while vaulting;
- b. A competitor steadies the bar during an attempt;
- c. Without first clearing the bar, any part of the competitor's body or the pole touches the ground or the landing area beyond the vertical plane of the inside edge of the top of the vaulting box;
- d. During a vault, a competitor moves the upper hand higher on the pole or raises the lower hand above the upper hand; or
- e. A competitor fails to initiate a trial as prescribed in Rules 8-1.2c or 8-1.2d.

Note 1: It shall not be counted as a trial or failure if a competitor's pole breaks during an attempt to clear the bar.

Note 2: It is not a failure if the pole incidentally touches the landing area or any protective padding in the course of a trial while the pole is planted in the box.

Note 3: It is not a failure if the pole passes underneath the crossbar in the event the competitor clears the bar.

Displacement

ARTICLE 4.a. If the crossbar is displaced by a force disassociated with the competitor (that is, wind, rebound off the collar, official or upright slip) after the competitor clearly is over, the vault is successful. If the crossbar is displaced before the competitor is over, the competitor shall be given another attempt.

b. It is not considered a failed attempt if a competitor clears the crossbar, lands in the landing area and, while exiting, accidentally displaces the crossbar.

Jumping Aids

ARTICLE 5.a. A competitor may not place foreign material in the vaulting box.

b. The vaulting pole may have protective layers of tape at the grip end and at the bottom end of the pole. Tape at the grip end must be uniform without creating gripping "rings."

c. Competitors may use a glove or an adhesive substance on their hands or on the pole in order to obtain a better grip. A forearm cover to prevent injuries shall be allowed.

d. The practice of tapping (that is, anyone assisting the competitor at takeoff) is prohibited during warm-ups and competition. Violation will result in the assisted competitor being immediately disqualified from the competition.

Catching the Pole

ARTICLE 6. Only an assigned official may catch the pole, when circumstances warrant, though never to prevent it from dislodging the bar.

Moving the Uprights

ARTICLE 7. Competitors may have the uprights moved toward the landing area not less than 45 centimeters and not more than 80 centimeters from the extension of the inside edge of the top of the back of the vaulting box.

Improperly Fastened Supports

ARTICLE 8. If improperly fastened supports slip downward when a vaulter hits the crossbar, the head judge of the event shall rule "no vault" and allow the vaulter another attempt.

SECTION 4. LONG JUMP AND TRIPLE JUMP

Legal Jump

ARTICLE 1. A legal long or triple jump is one in which a competitor jumps from one foot.

Method of Triple Jump

ARTICLE 2. In the Triple Jump, a competitor shall make the first jump, the hop, by landing on the takeoff foot; the second jump, the step, by landing on the non-takeoff foot; and the third jump into the landing area.

Note: It shall not be considered a foul attempt if, during any phase of the jump the athlete touches (toe drag/glancing touch, etc.) the ground with the trailing foot.

Multiple Takeoff Boards

ARTICLE 3. In the Triple Jump, a maximum of two boards per gender may be used. Before the start of the event, each competitor must declare the board they will use throughout the entirety of the competition. An official must place an identifying mark next to the board being used.

Foul Jump

ARTICLE 4. It shall be a foul jump if:

- a. The takeoff foot (shoe) breaks the vertical plane of the foul line with their foot (shoe) during the planting action of the foot (shoe);
- b. In attempting a jump, the competitor runs beyond the foul line extended;
- c. In attempting a jump, the competitor takes off outside of the runway whether beyond or before the takeoff board;
- d. In the course of landing, the competitor touches the ground outside the landing area nearer to the takeoff than the nearest break in the landing area made by the jump;
- e. The competitor makes first contact with the ground outside the landing area closer to the takeoff line than the nearest break made in the sand upon landing;
- f. After jumping and before leaving the landing area, the competitor walks back through the landing area;
- g. The competitor employs any form of somersaulting during the trial before making contact with the landing area; or
- h. The competitor does not initiate a trial as prescribed in Rule 8-1.2b.

Measuring Legal Jump

ARTICLE 5. a. All legal attempts shall be measured and recorded.

b. Each legal jump shall be measured at right angles to the foul line, or foul line extended, from the nearest break in the landing area made by any part of the body, any clothing or any other item attached to the body at the time it made a mark. To ensure correct measurement for records and qualifying, the elevation of the sand shall be frequently maintained to comply with rules for the landing area. At a minimum, this shall occur at the beginning of each flight and at the end of each round within a flight. See Rule 8-1.10.

Video Confirmation

ARTICLE 6. When video is placed at the competition site by meet management, it shall be used by the competition official assigned to that respective event with the responsibility to determine whether any part of the takeoff foot (shoe) extends beyond the foul line on each jump.

a. Video confirmation may be displayed for view to athletes, coaches, and spectators if approved by meet management prior to the start of the meet.

SECTION 5. SHOT PUT

Legal Put

ARTICLE 1. A legal put shall be made from within the circle without touching the top edge of the circle or the top surface of the stopboard, and shall land within the prescribed sector.

A legal put must be made from the shoulder with one hand only so that, during the trial, the shot does not drop behind or below the shoulder. A

competitor must start from a stationary position inside the circle. Cartwheeling techniques are not permitted.

A competitor, who has not otherwise committed a foul, may interrupt a trial once started, return to a stationary position and begin again.

If the shot breaks during the release or while in the air, the throw shall not count as an attempt, provided the attempt was made in accordance with the rules.

If the shot breaks upon contact with the impact area, a substitute attempt shall not be permitted and the attempt shall be measured, provided it was made in accordance with the rules.

Foul Put

ARTICLE 2. It shall be a foul put if, after entering the circle and starting the put, the competitor:

- a. Uses any method contrary to the definition of a legal put;
- b. Causes the shot to fall on or outside the lines marking the sector;
- c. Touches with any part of the body, before the shot hits the ground:
 - 1) In the front half of the circle, any surface area outside of the circle's metal band, except the inside surface;
 - 2) In the back half of the circle, any surface area outside of the top of the circle's metal band; other than a touch made during the first rotation at a point in the back half of the circle; or
 - 3) Any surface outside of the top of the stopboard except its inside surface.
- d. Throws an implement that does not conform to the legal requirements;
- e. Gains assistance as indicated in Rule 8-1.5a or through the applicable provisions of Rule 6-3.1a;
- f. Leaves the circle before the shot hits the ground;
- g. Leaves the circle from the front half; or
- h. Fails to initiate a trial as prescribed in Rule 8-1.2a.

Note: It is not a foul if any part of the competitor's body swings outside the circle without touching.

Measuring Legal Put

ARTICLE 3. a. All legal attempts shall be measured and recorded.

b. The measurement of a put shall be from the nearest edge of the first mark made by the shot to the inside edge of the stopboard nearest such mark, measured along an extended radius of the circle. See Rule 8-1.10.

SECTION 6. WEIGHT THROW

Legal Throw

ARTICLE 1. A legal throw shall be made from the circle and shall land within the legal sector. A competitor must start from a stationary position inside the circle. A competitor, who has not otherwise committed a foul, may interrupt a trial once started and lay the head of the weight inside or outside the circle and start again from a stationary position inside the circle.

When the competitor is in a starting position before the preliminary swings or turns, they are allowed to put the head of the weight on the ground inside or outside the circle.

Foul Throw

ARTICLE 2. It shall be a foul throw if, after entering the circle and starting a throw, the competitor:

- a. Uses any method contrary to the definition of a legal throw;
- b. Touches with any part of the body, before the weight hits the ground:
 - 1) Any surface area outside of the circle's metal band, except the inside surface, or
 - 2) In the back half of the circle, any surface area outside of the top of the circle's metal band; other than a touch made during the first rotation at a point in the back half of the circle.
- c. Leaves the circle before the weight has made contact with the ground as a result of the throw;
- d. Leaves the circle from the front half;
- e. Throws an implement that does not conform to the legal requirements;
- f. Causes the weight to fall on or outside the lines marking the sector; or
- g. Fails to initiate a trial as prescribed in Rule 8-1.2a.

If the head of the weight falls within the legal sector, the throw shall be legal and shall be measured, even though the wire and/or handle contact the ground outside the sector. It shall not be a foul throw if the weight, when released, touches any part of the cage and lands within the legal sector.

It shall not be considered a foul throw if the head of the weight touches the ground during the swings or turns the competitor makes before the weight is released.

If the weight breaks during a throw or while in the air, it shall not count as a throw provided it was made in accordance with the rules. If a competitor thereby loses equilibrium and commits a foul, it shall not count against the competitor.

Measuring Legal Throw

ARTICLE 3. a. All legal attempts shall be measured and recorded.

- b. The throw shall be measured from the nearest edge of the first mark the head of the weight makes to the inside edge of the circle along the extended radius of the circle. See Rule 8-1.10.

PART II

Outdoor Track and Field



RULE 9

Definitions

Abandon

ARTICLE 1. To fail to attempt a start or make an attempt in any event of the Combined Event.

Announced Result

ARTICLE 2. The unofficial result performance mark or place of a competitor or competitors of an event, or of a heat, flight or section within an event, as announced after the completion of the event, heat, flight, section or attempt.

Appeal

ARTICLE 3. An action that follows a referee's decision if a Jury of Appeals has been appointed for a competition. An appeal of a referee's decision must be made in writing.

Assignments

ARTICLE 4. The allocations of individuals or relay teams to specific heats, section, flights, lanes, alleys and/or starting positions in each event.

Assistance

ARTICLE 5. Undue aid given to a competitor by a coach, a teammate not in the event, or a non-competitor associated with the competitor's team. (See Rule 14-3.1.)

Attempt

ARTICLE 6. The competitor's purposeful action of completing the requirements of the athletic challenge (jump or throw) in a field event.

Break Line

ARTICLE 7. The arc across the track indicating the position at which competitors are permitted to leave their respective lanes or staggered alleys. (See Rule 10-1.10.)

Challenge

ARTICLE 8. The verbal request in a field event to review the competitor's attempt, only by the competitor or the competitor's coach within the defined time frame.

Classifications

ARTICLE 9. Meet management designated groupings of competitors within a meet, in which all competitors in a single classification compete only against those competitors in the same classification, for all rounds of each event. Each classification within an event has a separate, final round of competition.

Commencement of the Start

ARTICLE 10. When starting blocks are used, the start is considered to have commenced if one or both of a competitor's hands loses contact with the ground, or if one or both of a competitor's feet loses contact with the foot plates of the starting blocks.

Competition

ARTICLE 11. The contest between competitors in an event, races, heats, sections and/or flights.

Competition Area

ARTICLE 12. An area designated by meet management that includes the area of the venue that is used for the competition or an offsite area specifically designated for competitor use in or before an event.

Competition Proper

ARTICLE 13. The preliminary round and final round of a field event.

Correctable Error

ARTICLE 14. An action within 72 hours of the completion of the competition that can be taken without the need for formal protest if administrative errors are detected (i.e., incorrect calculation of team, individual or Combined Event scores, timing, placing or other errors based on factual evidence).

Curb

ARTICLE 15. The structure bordering the inside lane of the track.

Note: As of January 1, 2021, all newly constructed or resurfaced tracks shall be surveyed for a curb and shall have a regulation curb in place for competition. (See Rule 10-1.6.)

Disciplinary Action

ARTICLE 16. Any action taken by a referee or meet management in response to a violation of the playing rules, which may include, but is not limited to, warnings, disqualification, ejection from the competition area, letters of reprimand, and fines. Disciplinary action shall be proportionate to the violation that occurs. Multiple disciplinary actions may be taken for a single violation of the playing rules (e.g., both a disqualification and a letter of reprimand).

Disqualify/Disqualification

ARTICLE 17. A penalty for a violation of the playing rules in which a competitor is prohibited from further competing in the event.

Dividing Line

ARTICLE 18. The unpainted line halving the circle in all throwing events. (See Rule 10-7.4.)

Element of Competition

ARTICLE 19. The concept that competitors in heats receive a fair opportunity to compete head-to-head against other competitors for the purpose of advancement to a subsequent round of competition.

Enclosure

ARTICLE 20. A structure (usually a cage) used in the discus throw and the hammer throw to provide adequate control of the implement landing and a fair venue for the throwers. (See Rule 10-9.)

Event

ARTICLE 21. All groupings, classifications or sections pertaining to one track or field event discipline per gender.

Event Intervals

ARTICLE 22. The time between the completion of one event and the start of another.

- a. The interval between track events shall not exceed 10 minutes.
- b. Field events shall be scheduled so that: 1) They shall be completed before the last track event finishes; and 2) They permit concurrent Combined Event participation.
- c. For a Combined Event, at least 30 minutes should be allowed between the time one event ends and the next event begins. The meet management may alter the interval should circumstances dictate. The referee shall have the authority to designate an approximate starting time for each Combined Event element.

Extraordinary Circumstances

ARTICLE 23. Those circumstances that could not have been anticipated in advance of a competition (e.g., factors such as facility mishaps, inclement weather, political or civil unrest, security risks, etc.).

Final Round (Field)

ARTICLE 24. The last round of competition in horizontal jumps and throwing events, in which competitors receive three additional attempts.

Final Round (Track)

ARTICLE 25. The final competition in a track event, which determines the placing of competitors and scoring of points.

Five-Alive

ARTICLE 26. As of December 1, 2022, the five-alive procedure of conducting the vertical jumping events is not allowed.

Flight

ARTICLE 27. A grouping of field event competitors competing in the same event.

Foul

ARTICLE 28. A foul is 1) a failure to successfully complete all actions or elements of an attempt in a field event as prescribed by the specific rules for the event; and/or 2) a specifically prohibited action(s) related to an attempt in a field event, as prescribed by the specific rules for the event.

Front Half of the Circle

ARTICLE 29. The half of the throwing circle closest to the impact area (throwing sector).

Fully Automatic Timing (FAT)

ARTICLE 30. A method of timing that includes the use of technology such as film or digital slit-cameras.

Grouping

ARTICLE 31. The assigning of competitors to one of two or more flights in a single field event.

Heat

ARTICLE 32. A single segment of competitors competing head-to-head at the same time in the same event on the same facility, for the purpose of advancing to a subsequent round of competition in a track event.

Horizontal Jumps

ARTICLE 33. The Long Jump and Triple Jump events.

Identification

ARTICLE 34. Any meet management-issued form of visually distinguishing competitors from one another (i.e., bibs and/or hip numbers).

Impede/Impeding

ARTICLE 35. Preventing or obstructing the progress of a competitor along the competitor's established course.

Infraction

ARTICLE 36. The violation of a rule within the conduct of a track event that leads to disqualification from the event.

Insert

ARTICLE 37. A structure used to convert the regulation throwing area for the discus into the smaller regulation throwing area for the hammer throw. (See Rule 10-7.3.)

Jostle/Jostling

ARTICLE 38. The physical act between competitors that is not an infraction.

Leaves (Field Events)

ARTICLE 39. The first contact by any part of the body with the ground outside a horizontal jump landing area, a throwing circle or a defined runway.

Leaves (Track Events)

ARTICLE 40. When a competitor voluntarily exits the track after a race has started.

Meet

ARTICLE 41. All events conducted at the venue.

Misconduct

ARTICLE 42. Any act of dishonesty, unsporting conduct, unprofessional behavior or breach of law occurring at the meet venue that discredits the event or intercollegiate athletics.

Mixed Gender

ARTICLE 43. As of December 1, 2022 all Mixed Gender competitions are not allowed.

Number of Entries

ARTICLE 44. The number of individuals per event or the total number of individuals an institution can enter as determined by meet management.

Official Meet Video

ARTICLE 45. Video designated by meet management prior to the start of the meet.

Official Meet Video Review

ARTICLE 46. The action of reviewing official meet video by the referee or jury of appeal.

Official Results (Horizontal Jumps)

ARTICLE 47. At the conclusion of each round of competition in the respective event, and after any existing challenges to attempts within the respective round have been resolved, the results of that round of competition in the event shall be time stamped and designated as official results.

Official Results (Throws)

ARTICLE 48. At the conclusion of each round of competition in the respective event, and after any existing challenges to attempts within the respective round have been resolved, the results of that round of competition in the event shall be time stamped and designated as official results.

Official Results (Track Events)

ARTICLE 49. Any result that is announced or posted, either print and/or electronic, marked with the designation "Official Results" and a time stamp.

Official Results (Vertical Jumps)

ARTICLE 50. At the conclusion of the competition in the respective event, and after any existing challenges have been resolved, the results shall be time stamped and designated as official result.

Pass

ARTICLE 51. The forgoing of an attempt within a field event as communicated by a competitor to an official of the respective event.

Perceived Rule Violation

ARTICLE 52. The report of a possible rule violation by a competition official to the referee.

Physical Configuration

ARTICLE 53. The physical configuration of a track event includes the facility used, the direction of the event, and the finish line used.

Pistol

ARTICLE 54. The term pistol, as used within these rules, encompasses all devices used to start or recall a race. A firing or a discharge is the activation of such a device.

Posted Result

ARTICLE 55. The official result of an event, as defined by meet management.

Preliminary Round

ARTICLE 56. The initial round of competition in an event with multiple rounds of competition.

Preserve Evidence

ARTICLE 57. A competitor or a competitor's coach may request to preserve physical evidence of a perceived misapplication of the rules by an official.

Protest

ARTICLE 58. A properly submitted written request of a singular matter for the referee to review.

Pull-Over Force

ARTICLE 59. The weight required to overturn a hurdle when applied to the center of the uppermost edge of the top crossbar and in the direction of the finish line. (See Rule 11-3.4.)

Qualifying

ARTICLE 60. The process of advancing from one round of competition to a subsequent round of competition based on the competitor's performance.

Qualifying Competition

ARTICLE 61. A competition conducted before the preliminary round of the competition for the purpose of reducing the number of competitors in an event or in a meet.

Ranked Performance List

ARTICLE 62. A list of all competitors entered in an event, ranked in descending order by qualifying or entered performance mark in the event.

Recall Point

ARTICLE 63. The point within 50 meters of the start at which the race may be recalled by a member of the start team. (See Rule 15-1.6.)

Relay Exchange Zone

ARTICLE 64. The designated area on the track in which the baton may be legally exchanged in relay races. (See Rules 10-1.11 and 15-8.5.)

Re-Staging

ARTICLE 65. The re-running or continuation of an event that was previously interrupted due to extraordinary circumstances.

Round

ARTICLE 66. The completion of all attempts at a bar height in a vertical jump event or the completion of one rotation of the order of competitors for other field events.

Section

ARTICLE 67. A single segment of competitors competing head-to-head at the same time in the same event on the same facility, for the purpose of obtaining a final placement of competitors and scoring of points.

Sector

ARTICLE 68. The boundary lines extending from the circle or foul line in throwing events inside which the implement must land for a throw to be legal.

[See Rules 10-7.5 (Shot Put, Discus Throw, Hammer Throw) and 10-10.3 (Javelin Throw).]

Seeding (Field)

ARTICLE 69. A procedure in which the flight assignments, order of flights, or order of competitors are produced using rankings of the competitors' qualifying or entered marks.

Seeding (Track)

ARTICLE 70. A procedure in which the heat/section assignments, order of sections, or lane assignments are produced using rankings of the competitors' qualifying or entered marks.

Singular Matter

ARTICLE 71. A single occurrence that develops during the conduct of the meet .

Staggers

ARTICLE 72. The measurement used to ensure that all competitors or relay teams run the same distance in an event.

Suitable Material

ARTICLE 73. Material designed and/or built for the application in which it is being used.

Takeoff Board

ARTICLE 74. A flat structure level with the runway surface used in the Long Jump and Triple Jump. (See Rule 10-6.3.)

Throwing Events

ARTICLE 75. The Shot Put, Discus, Hammer and Javelin events.

Time Limit

ARTICLE 76. The period in which a competitor must initiate an attempt in a field event, starting immediately after the competitor's name has been called.

Time Schedule

ARTICLE 77. A schedule developed by meet management that establishes the start time for each respective event in a meet.

Torso

ARTICLE 78. Any part of the body other than the head, neck, arms, legs, hands or feet.

Unofficial Results

ARTICLE 79. Any result that is announced or posted, either print and/or electronic, that does not have both the designation of official and a time stamp.

Unprofessional Behavior

ARTICLE 80. Harassment by a coach or official, or failure to comply with meet management instructions.

Unsporting Conduct

ARTICLE 81. Any competitor conduct that is antithetical to the spirit of the competition, including, but not limited to, verbal abuse of an opponent or official.

Vaulting Box

ARTICLE 82. The imbedded fixture at the end of the runway in which a pole vaulter plants the pole for the vault. (See Rule 10-5.1.)

Vertical Jumps

ARTICLE 83. The High Jump and Pole Vault events.

Warm-Up (Field)

ARTICLE 84. The time period set aside before each flight in field events. (See Rule 16-1.6.)

Warn/Warning

ARTICLE 85. A verbal or yellow card notice issued by a referee.

Weigh Place

ARTICLE 86. A process of selecting qualifiers, assigning heats, and/or seeding lanes for a second or subsequent round of competition in which the place finish of each competitor in each heat is compared against the place finish of competitors in other heats (e.g., first-place heat finishers qualify before or are seeded ahead of second-place heat finishers).

Weigh Time

ARTICLE 87. A process of selecting qualifiers, assigning heats, and/or seeding lanes for a second or subsequent round of competition in which the time of each competitor in each heat is compared against the times of competitors in other heats (e.g., a competitor with a faster time in Heat 2 qualifies before or is seeded ahead of a competitor with a slower time in Heat 1).

RULE 10

Construction of Facilities

The facilities specifications listed in this rule represent the minimums necessary to host intercollegiate track and field. Technical information on construction, layout and marking is contained in detail in the World Athletics (WA) Facilities Manual. The tolerances listed in this manual are acceptable. The American Sports Builders Association Construction and Maintenance Manual is available as a resource.

Track calculations and measurements, to verify compliance with NCAA rules, must be metric. Imperial distances, used within these rules for convenience, are conversions from, approximations of and less accurate than the stated metric values.

Note: Figures are not drawn to scale.

SECTION 1. THE TRACK AND RUNWAYS

The Area

ARTICLE 1. With respect to grade or slope:

- a. The maximum lateral inclination permitted for a track across the full width of the track, preferably toward the inside lane, across all separate straightaways and across all runways, should not exceed 1:100, one percent (1%). The inside edge of the curb or lane line shall be horizontal throughout the length of the track.
- b. The maximum overall downward inclination permitted in the running direction for the track, the running direction for all runways and the throwing direction for all landing sectors shall not exceed 1:1,000, one-tenth of one percent (0.1%). Inclination shall be measured by comparing the start and end points of the races that use a straightaway or a portion of the oval, the last 20 meters of the javelin runway, the start and end points of other runways, not to exceed 40 meters, and the full graded length of each landing sector.
- c. In the high jump approach and takeoff area, the maximum overall downward inclination of the last 15 meters shall not exceed 1:167, six-tenths of one percent (0.6%), in the running direction toward the center of the crossbar.
- d. The surface of a throwing circle shall be level.

The Track

ARTICLE 2.a. The standard track shall be 400 meters in length, not enclosed within a covered structure and not less than six lanes wide.

- b. The track shall normally consist of two parallel straights and two semicircular curves of equal and consistent design.
- c. Lanes shall be marked on both sides by white lines 5 centimeters wide. The lanes shall be numbered with lane one on the left when facing the finish line.

- d. No lane around a full curve with a constant running radius exceeding 50 meters shall be eligible for an NCAA record or NCAA championship qualifying.
- e. Whenever possible, there should be an obstacle-free zone on the inside and on the outside of the track at least 1 meter wide.

Surveying

ARTICLE 3. Tracks shall be surveyed by a competent surveyor such as, but not limited to, a registered land surveyor, professional engineer, or Certified Track Builder (CTB). All measurements shall be certified after initial construction and after each resurfacing. This certification shall be maintained and made available upon request.

The surveyor's written certification shall list the exact distance or inclination measurements for the following:

- a. Levels of the track, runways, approaches and landing surfaces;
- b. Permanent track, runway, approach and landing surface measurements;
- c. Start and finish lines;
- d. Track lanes;
- e. Baton passing zones;
- f. Steeplechase water jump pit;
- g. Steeplechase barrier placements;
- h. Hurdle placements; and
- i. Throwing surfaces — the shot put, hammer and discus circles.

Track Markings

ARTICLE 4. The following international color code should be used when marking a track:

- a. Starting line (white) — 100 Meters, 100/110 Hurdles, 200 Meters, 400 Meters, 1500 Meters, Mile, 3000 Meters, Steeplechase, 5000 Meters, 10,000 Meters;
- b. Starting line (white with green insert) — 800 Meters, one turn stagger;
- c. Starting line (white with red insert) — 4x200 Relay, four turn stagger;
- d. Starting line (white with blue insert) — 4x400 Relay, three turn stagger;
- e. Multiple waterfall starting lines (white);
- f. Finish line (white) — all;
- g. Relay exchange zones — 4x100 Relay (yellow), 4x200 Relay (red), 4x400 Relay (blue);
- h. Hurdle locations — 100 Hurdles (yellow), 110 Hurdles (blue), 400 Hurdles (green),
- i. Steeplechase Barrier (black); and
- j. Break line (green).

Measuring Distances

ARTICLE 5. The distance to be run in any race shall be measured from start to finish between two theoretical hairlines. In races run on straightaway courses, the distance shall be measured in a straight line from the starting line to the finish line. In races around a curve, lane one, and all distances not run in lanes, shall be measured 30 centimeters outward from the inner edge of the track if designed for and surveyed based on the existence of a regulation curb. If not so designed, lane one shall be measured 20 centimeters from the left-hand lane line.

For all races in lanes around one or more curves, the distance to be run in each lane, except lane one, shall be measured 20 centimeters from the outer edge of the lane line that is on the runner's left. See Figure 1.

Note: A competent surveyor should determine the lane staggers since the staggers are not the same for races run entirely in lanes and races that use a break line. Additional variation occurs as the actual length of the straightaway varies.

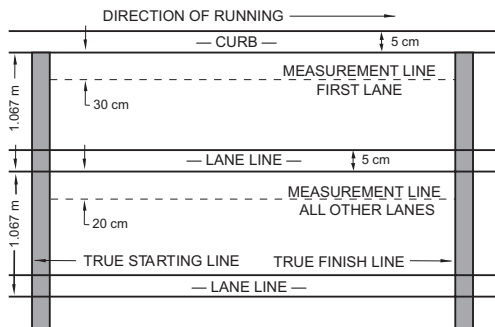


Figure 1—Track Measurements

Cones and Curbing

ARTICLE 6. A track surveyed based on the existence of a curb shall, at a minimum, have the full curves bordered by a curb of suitable material approximately 5 centimeters high and at least 5 centimeters wide. The edges of the curb shall be rounded. See Figure 2.

Cones may be used to replace a curb temporarily when the curb interferes with other events, but not as a substitute for a curb. If a section of the curb must be temporarily removed for any reason, its place shall be marked by a white line 5 centimeters wide and by cones at least 15 centimeters high. The cones shall be placed on the track on top of the line so that the outward face of the cone coincides with the edge of the white line closest to the track. The cones shall be placed at intervals not exceeding 4 meters.

For world, American and NCAA championship records, a regulation curb must be in place. For championship qualifying on a track surveyed for a curb, a regulation curb must be in place. As of Jan. 1, 2021, all newly constructed or resurfaced tracks shall be surveyed for a curb and shall have a regulation curb in place for competition.

Visible Starting Line

ARTICLE 7. A visible starting line, 5 centimeters wide, shall be marked on the track just within the measured distance so that its near edge is identical with the exactly measured and true starting line. See Figure 1.

The visible starting line for all races not run in lanes (including the 800 Meters, when alleys are used) shall be curved so that all competitors run the same distance going into the curve. See Figure 2. The curved start line may extend beyond the outer-most lane, provided the same start surface is available.

The curved starting line may be established by driving a row of pins 3.05 meters apart, 0.3 meters from the curb—the first pin to be 0.3 meters from the curb at the start. For a 9.75-meter track, 10 pins are sufficient.

Using a steel tape 30.48 meters or longer, and with the pin furthest from the start as a center, scribe an arc from pole to outer curb of track.

This will not be an arc of a circle as the radius will change as the tape loses contact with each successive pin.

The distance for spacing of the pins—3.05 meters—is an arbitrary and sufficiently accurate interval.

AB—Curved starting line

AC—Finish line

A—Juncture of straightaway and curve

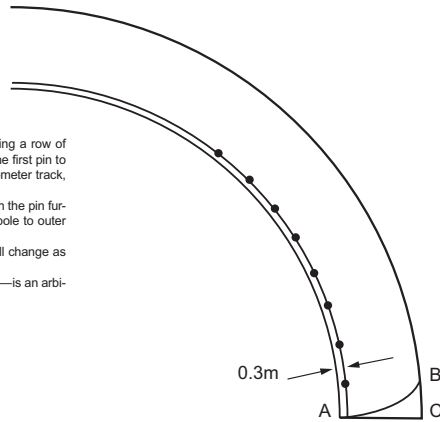


Figure 2—Curved Starting Line

Visible Finish Line

ARTICLE 8. A visible finish line, 5 centimeters wide, shall be marked on the track just outside the measured distance so that its edge nearer the start is identical with the exactly measured and true finish line. See Figure 1.

Lane numbers of reasonable size shall be placed at least 15 centimeters from the common finish line.

A section of the intersection of each lane line and the finish line shall be painted black in a pattern to assist photo finish lane identification and camera alignment. Figure 3 is an example.

Except where their use may interfere with fully automatic timing devices, two white posts may denote the finish line and be placed at least 30 centimeters from the edge of the track. The finish posts shall be of rigid construction, approximately 1.4 meters high and 5 to 8 centimeters in diameter.

Note: A common finish line is recommended for all races. Lines in the finish area should be kept to a minimum. If additional lines are necessary, the lines should be of a less conspicuous color than the finish line, so as not to cause confusion.

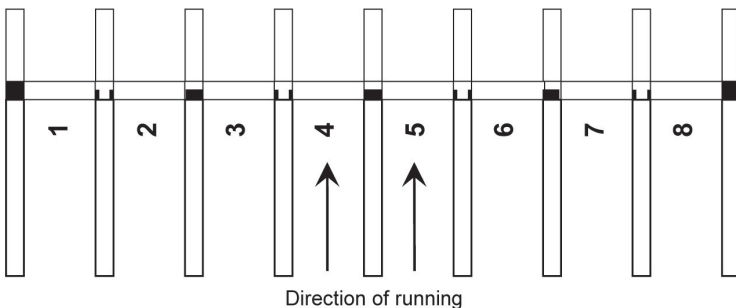


Figure 3—Finish Line Intersection Example

Running Lanes

ARTICLE 9.a. In all race distances up to and including 400 meters, each contestant shall have a separate lane marked by white lines of paint or suitable substance 5 centimeters wide. See Figure 1.

- b. Lanes shall have equal width, with a minimum of 1.067 (±0.01) meters (42 inches) and a maximum of 1.22 (±0.01) meters (48 inches), including the white line to the right.
- c. Hurdle lanes shall be at least 1.067 meters wide. If hurdle lanes are not marked on the track, they shall be judged as equivalent to 2 centimeters wider than the total width of each hurdle.

Break Line

ARTICLE 10. A visible break line 5 centimeters wide shall be an arc across the track showing the position at which competitors are permitted to leave their respective lanes or staggered alleys. This applies to events of at least 800 meters. The marking of a one turn break line on the home straight shall be at least the point, indicated additionally with a single cone, where the competitors in the outer group are allowed to join those using the regular starting line.

The arc of the break line should reflect an adjustment in each lane so that competitors in outside lanes travel the same distance to reach an inside position as competitors in the inside lanes.

Cones not more than 15 centimeters in height shall be placed on the lane lines immediately before the intersection of each lane line and the break line. Cones of this height, separated as described in Rule 10-1.6, shall be used to mark the inside of any single outer alley used for a race between the start of the alley and the break line.

Relay Zones

ARTICLE 11. In the 4x100 and 4x200 Relays, and in the first exchange of the Sprint Medley Relay (200, 200, 400, 800), each baton exchange zone shall be 30 meters, of which the scratch line is 20 meters from the start of the zone. For the second and third exchange of the Sprint Medley Relay, and for all exchanges in the 4x400 and longer relays, each exchange zone shall be 20 meters, of which the scratch line is in the center formed by lines drawn 10 meters on each side of the measured center line. If designated by lines, the zone is between the edges of the lines closest to the start. All boxes or triangles denoting the limits of the zone shall be within the zone. If designated by lines, the zone is between the edges of the lines closest to the start. All boxes or triangles denoting the limits of the zone shall be within the zone.

SECTION 2. HURDLES

The placement of hurdles shall be in accordance with the following table:

PLACEMENT OF HURDLES

	No. of Hurdles	Distance Start to 1st Hurdle	Distance Between Hurdles	Distance Last Hurdle to Finish
100 Hurdles	10	13 m	8.5 m	10.5 m
110 Hurdles	10	13.72 m	9.14 m	14.02 m
400 Hurdles	10	45 m	35 m	40 m

SECTION 3. STEEPLECHASE

Distance

ARTICLE 1. The standard distance for the Steeplechase shall be 3000 meters.

Jumps

ARTICLE 2. There shall be 28 barrier jumps and seven water jumps included in the 3000 Steeplechase. The distance from the starting point to the finish line on the first lap shall not include any jumps. The water jump shall be the fourth jump in each lap. If necessary, the finish line shall be moved to accommodate this rule.

Measuring for the Steeplechase

ARTICLE 3. The following measurements are provided as a guide, and any adjustments necessary shall be made by lengthening or shortening the distance at the starting point of the race. In this chart, it is assumed that a lap of 400 meters has been shortened 10 meters by constructing the water jump inside the track. The approach to and exit from the water jump barrier should be straight for approximately 7 meters.

Possible Steeplechase Measurements

Distance from starting point to commencement of 1st lap, to be run without jumps	270 m
Distance from start of 1st full lap to 1st barrier.....	10 m
From 1st to 2nd barrier.....	78 m
From 2nd to 3rd barrier.....	78 m
From 3rd barrier to water jump	78 m
From water jump to 4th barrier	78 m
From 4th barrier to finish line.....	68 m
Lap of 390 m x 7 laps =	2730 m
	3000 m

Note: Since the water jump may be constructed in the area inside or outside the track, thereby lessening or lengthening the normal distance of the laps, it is not possible to prescribe any rule specifying the exact length of the laps or to state precisely the position of the water jump. There must be enough distance from the starting line to the first barrier to prevent the competitors from overcrowding, and there should be approximately 68 meters from the last barrier to the finish line.

Placement of Barriers on Track

ARTICLE 4. The barriers shall be placed on the track so that at least 30 centimeters of the top bar, measured from the inside edge of the track, will extend inside the inner edge of the track. The barriers shall extend at least 3.66 meters into the track. See Figure 4.

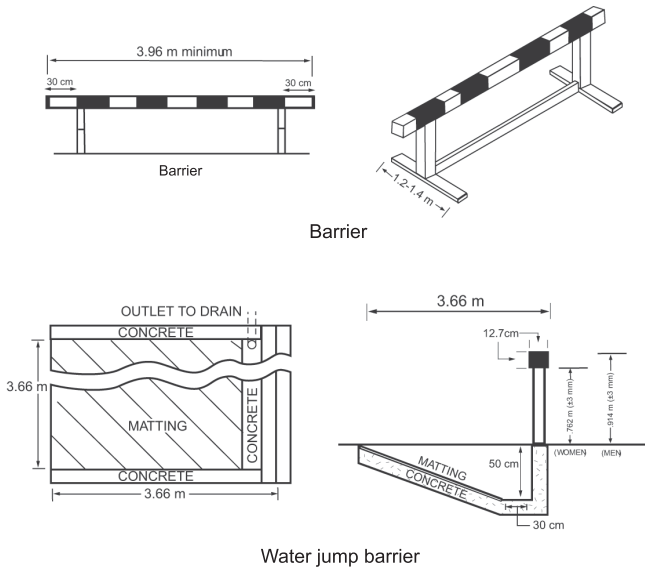


Figure 4—Water Jump and Hurdle Measurements

Water Jump Construction

ARTICLE 5. It is recommended that the water jump be placed on the inside of the track. The water jump, including the barrier, shall be 3.66 (±0.02) meters long and 3.66 (±0.02) meters wide. The water shall be at least 50 centimeters deep immediately after the barrier, and the pit shall have a constant upward slope from a point 30 centimeters past the water jump barrier to the level of the track at the far end. The landing surface inside the water jump should be composed of a nonskid, shock absorbent material. A suitable material between the vertical uprights of the water jump barrier is recommended to aid the competitor with depth perception. See Figure 4.

The hurdle at the water jump shall be firmly fixed in front of the water and be of the same height as the other barriers in the competition.

The approach to and run-out from the water jump shall be of the same material as the track surface. As of Jan. 1, 2021, the new water jump depth of 50 centimeters is required for all new water jump construction. All currently installed water jumps for the previous water depth remain acceptable.

SECTION 4. HIGH JUMP

Approach

ARTICLE 1. The approach should be an octagon or square and shall provide a run-up of at least 15 meters. The length of the approach run is unlimited.

Takeoff Area

ARTICLE 2. The takeoff area is the semicircle enclosed by a 3-meter radius whose center point is directly under the center of the crossbar.

SECTION 5. POLE VAULT

Vaulting Box

ARTICLE 1. The vaulting box in which the vaulting pole is planted shall be constructed of suitable rigid materials. Its dimensions and shape shall be those shown in the accompanying diagram.

The box shall be of a contrasting color from the runway and shall be immovably fixed in the ground so that all of its upper edges are flush with the takeoff area. The angle between the bottom of the box and the back of the box shall be 105 degrees. See Figure 5.

Runway

ARTICLE 2. A vaulting runway shall be at least 40 meters long. The maximum width of the runway shall be 1.22 (± 0.01) meters. The full length of the runway may be permanently marked with lines on or touching the runway edge that are not more than 2 centimeters wide by 5 centimeters long to indicate the distance from the back of the vaulting box.

Runway Markings

ARTICLE 3. The center of the runway shall be marked with seven permanent lines in the pattern shown in Figure 6. Each line shall be 5 centimeters wide and 30 centimeters from the same respective point of an adjacent line. Each short line shall be 30 centimeters long. The long line is 90 centimeters in length. The distance from the edge of the long line closest to the landing pit to the inside edge of the top of the back of the vault box (the zero line) shall be 3.65 meters.

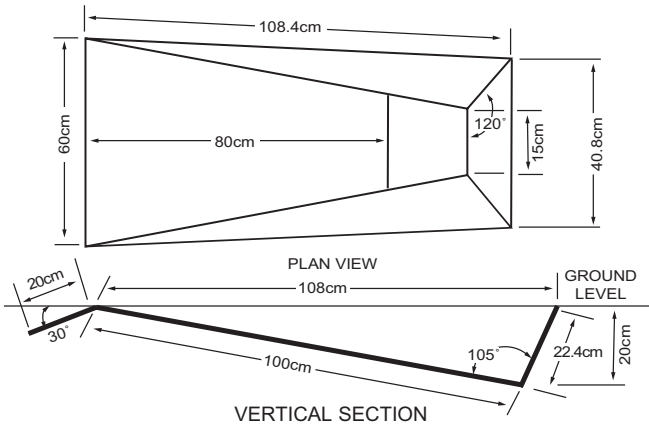


Figure 5—Pole Vault Box

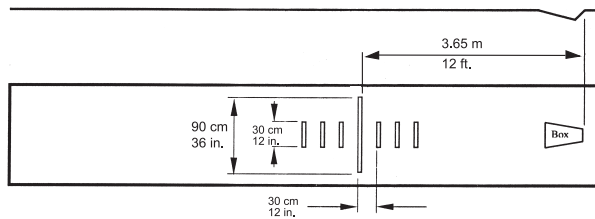


Figure 6—Pole Vault Runway Markings

SECTION 6. LONG JUMP AND TRIPLE JUMP

Runway

ARTICLE 1. For Long Jump and Triple Jump runways, the length shall be at least 40 meters from the edge nearest the pit of each event's takeoff board. The maximum width of the runway shall be 1.22 (± 0.01) meters. The construction and material of the runway shall be extended beyond the takeoff board to the nearer edge of the landing pit.

When the runway is not distinguishable from the adjacent surface, it should be bordered by lines 5 centimeters wide from the start of the nearer edge of the landing pit.

The full length of the runway may be permanently marked with lines on or touching the runway edge that are not more than 2 centimeters wide and 5 centimeters long to indicate the distance from the foul line.

Landing Area

ARTICLE 2. The landing area, in construction after January 2006, shall not be less than 2.75 or more than 3 meters wide, and shall be filled with damp sand at least 30 centimeters deep with the elevation of the top surface identical with that of the takeoff board. Figure 7 shows an appropriate device for ensuring proper sand level.

- a. In the Long Jump, the distance between the takeoff board and the nearer edge of the landing area shall be at least 1 meter and not more than 3 meters. The distance between the foul line and the farther edge of the landing area shall be at least 10 meters.
- b. In the Triple Jump, the nearer edge of the landing area shall be at least 11 meters from the foul line for men and 8.5 meters for women. Distances of 12.5 meters and 11 meters, respectively, are recommended.

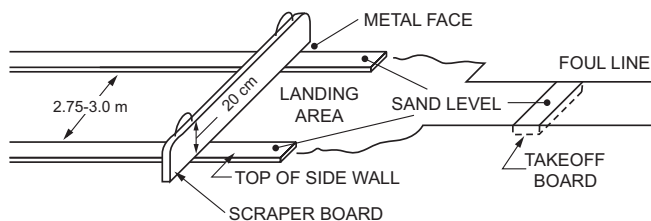


Figure 7—Control of Sand Level in Long Jump and Triple Jump

Takeoff

ARTICLE 3. The takeoff shall be a board made of wood or other suitable rigid material approximately 20 centimeters wide, at least 1.22 meters long and not more than 10 centimeters thick. The upper surface of the board must be level with the runway surface. This board shall be painted white and be firmly fixed in the runway.

In the absence of a takeoff board, the triple jump takeoff area shall be approximately 20 centimeters wide and at least 1.22 meters long, and shall be painted white or firmly affixed (i.e., tape) on the all-weather runway.

Foul Line

ARTICLE 4. The edge of the takeoff board nearest the landing pit shall be the foul line.

Foul Indicator Aid

ARTICLE 5. For the purpose of aiding the calling of fouls:

- The area immediately beyond the foul line may be prepared as shown in Figure 8.
- The foul may be detected by an electronic foul line indicator with validation by an image capturing system.

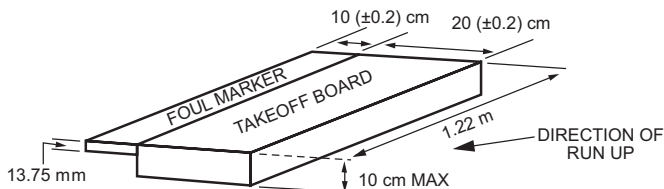


Figure 8—Long Jump and Triple Jump Takeoff Board and Foul Marker

SECTION 7. THROWING AREA

Materials

ARTICLE 1. The circles in throwing events shall be made of a band of metal 6 millimeters thick, or suitable rigid material firmly secured flush with the throwing surface, the top of which shall be flush with the surface outside the

circle. See Figures 10, 11 and 14. The interior surface should be of concrete or material providing a similar surface and shall be 19 (±6) millimeters lower than the surface outside the circle.

Note: The WA stipulates a flanged circle 76 millimeters high, embedded below the throwing surface, to provide rigidity.

Diameters

ARTICLE 2. The inside diameters of the Shot Put and Hammer Throw circles shall be 2.135 (±0.005) meters, and the diameter of the Discus Throw circle shall be 2.500 (±0.005) meters.

Insert

ARTICLE 3. An insert may be used to convert a throwing circle from a 2.5 meter diameter to a 2.135 meter diameter. The insert shall be 19 (±6) millimeters high and made of metal or suitable extremely rigid material (malleable rubber is not suitable) and be firmly secured flush with the throwing surface.

Dividing Line

ARTICLE 4. All circles shall be divided in half by a 5-centimeter line extending at least 75 centimeters from the outer edge of the circle to the end of the throwing pad and measured at right angles to the imaginary center of the throwing sector. Lines shall not be painted within any throwing circle.

Sector

ARTICLE 5. Radial lines 5 centimeters wide shall form a 34.92-degree angle extended from the center of the circle. See Figure 9. The inside edges of these lines shall mark the sector. For the Discus Throw and the Hammer Throw, sector flags should mark the ends of the lines, and the sector shall be centered within the enclosure.

The level of the surface within the landing area shall be the same as the level of the surface of the throwing circle.

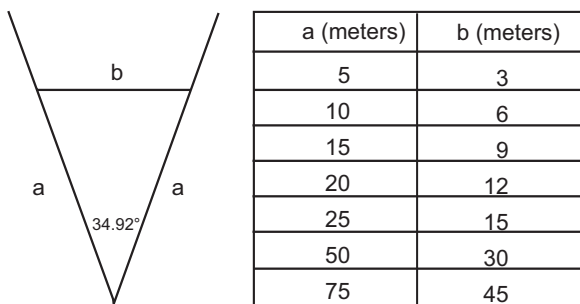


Figure 9—Establishing the Sector

SECTION 8. SHOT PUT AREA

Stopboard

ARTICLE 1. The stopboard shall be an arc of wood, or other suitable materials, painted white and firmly fixed so that its inner edge coincides with the inner edge of the shot put circle. It shall measure 1.21 (±0.01) meters long

along the chord between its endpoints, 112 millimeters and increasing to 300 millimeters wide, and 100 (± 2) millimeters high. See Figure 10.

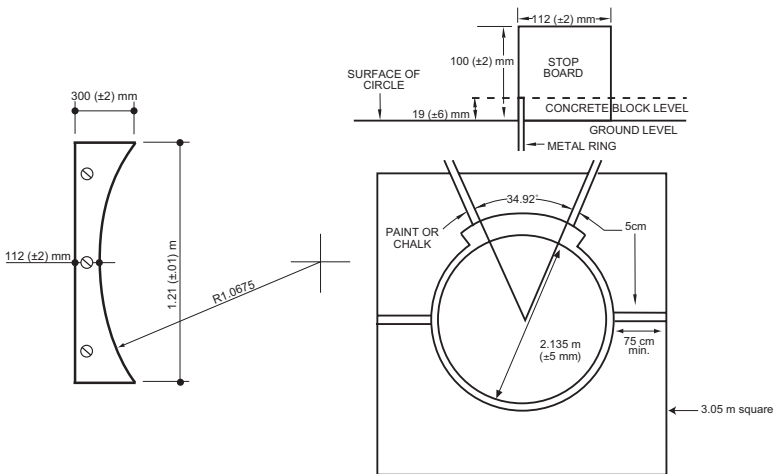


Figure 10—Shot Put Circle

Note: Lines shall not be inside the circle.

SECTION 9. DISCUS THROW/HAMMER THROW AREA

All discus and hammer throws shall be made from an enclosure or cage that shall be centered on the circle and with the sector centered on the nonmovable cage opening, designed in such a way to provide adequate control of the implement landing and a fair venue for the throwers. Cage design is acknowledged to provide limited protection for spectators, officials and competitors. It does not ensure safety. Exact measurements and pole placements may vary based on local conditions and cage design, but should provide for the minimum distances specified.

The following specifications are for the discus or hammer cage when thrown outside the stadium while spectators are present, or inside the stadium while other events are in progress, and should be considered a minimum configuration. The dimensions listed, while not absolute, are considered acceptable for achieving the overall purpose of a cage. All possible efforts shall be made to achieve the minimum configuration. Figures 12 and 13 provide illustrations of possible cage designs. New designs are currently available with fewer rigid posts but meet the height, netting radius, movable panel and absorbency requirement.

- The throwing circle shall be surrounded by a cage made with suitable material, hung from and between rigid posts, sufficient to withstand and absorb an impact from the implement so that the implement will not escape over or through, and to reduce the possibility of the implement ricocheting or rebounding back toward the competitor. The purpose of the cage is to contain, but not interfere with, the flight path of the implement.
- Rigid posts, approximately six in number, positioned in line with and to the rear of the front edge of the throwing circle, shall be approximately 4 meters from the center of the circle and allow for panels of suitable material between

- 2.74 and 2.90 meters wide that are at least 3.50 meters from the center of the circle. Panels for the discus shall be at least 4-6 meters high. Panels for the hammer cage shall be at least 7 meters high.
- c. Panels of suitable material between 2.74 and 2.90 meters wide and at least 6.15 meters high, shall be hung between each of the two rigid posts in line with the front edge of the throwing circle and each of two additional rigid posts toward the throwing sector that are at least 2.85 meters from the sector line. These posts will be located approximately 6 meters from the center of the throwing circle and will provide a total fixed cage opening of between 8 and 9 meters.
 - d. When used for throwing the hammer, movable panels of suitable material at least 4.20 meters long and at least 8 meters high, shall be affixed to the rigid posts furthest from the circle toward the landing area. For a right-handed thrower (counter-clockwise rotation), the right movable panel shall be open so that it is parallel to the sector line on the right side and maintains the minimum 2.85 meter distance from the sector line. For a right-handed thrower, the left movable panel is placed in a position so that its nonpivot end is as perpendicular to the sector line as possible and is not more than 1.5 meters into the sector and at least 6 meters from the center of the circle. For a left-handed thrower (clockwise rotation), the movable panel configuration is reversed.
 - e. An area of flagging shall identify an implement landing danger zone of at least 55 degrees from the center of the throwing circle.
 - f. Cage configurations that are more restrictive than the minimums set forth in this rule may be used.

Note 1: Whenever possible, the height of the panels of suitable material described in paragraphs c and d shall be increased. The recommended minimum height is 10 meters. Cages may have additional panels or designs to increase control of the implement landing area.

Note 2: The movable panel that is normally parallel to the sector line should be positioned closer to the sector line in cases in which the facility has the throwing area in close proximity to other event venues, so that greater control of the implement landing is achieved.

Note 3: Cage design to allow for throwing both hammer and discus from the same cage is permitted. Circle placement, suitable material height and movable panel size and location must achieve the overall goals indicated above, but these panels or designs may not create a restricted area for the thrower that is less than specified in this rule.

Note 4: The height of the discus cage shall be at least 4 meters.

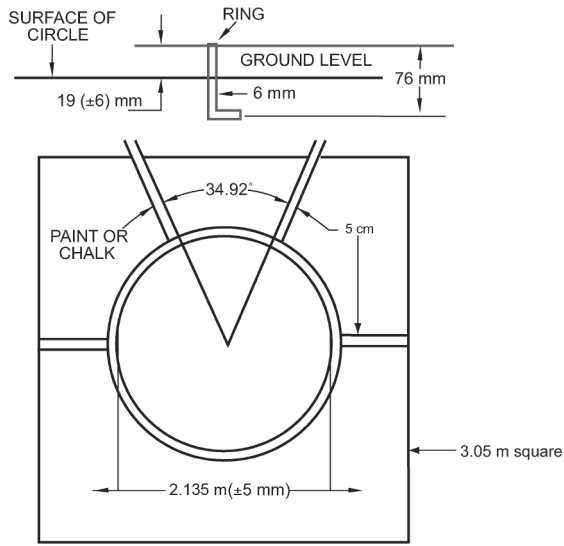


Figure 11—Hammer Throw Circle

Note: Lines shall not be inside the circle.

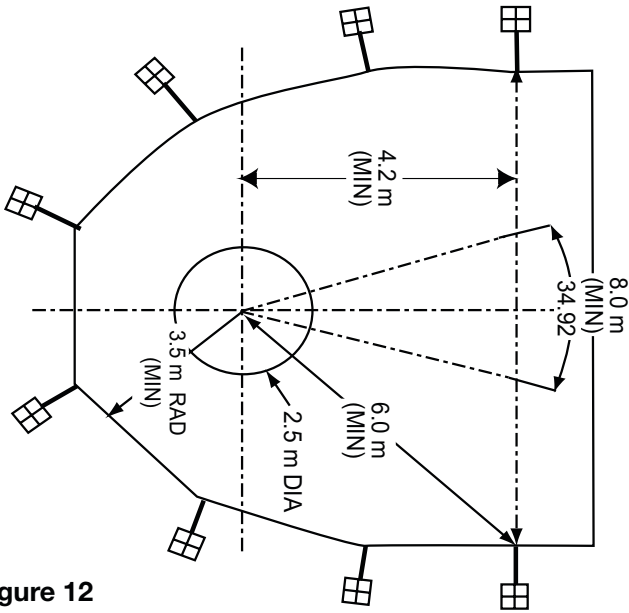


Figure 12

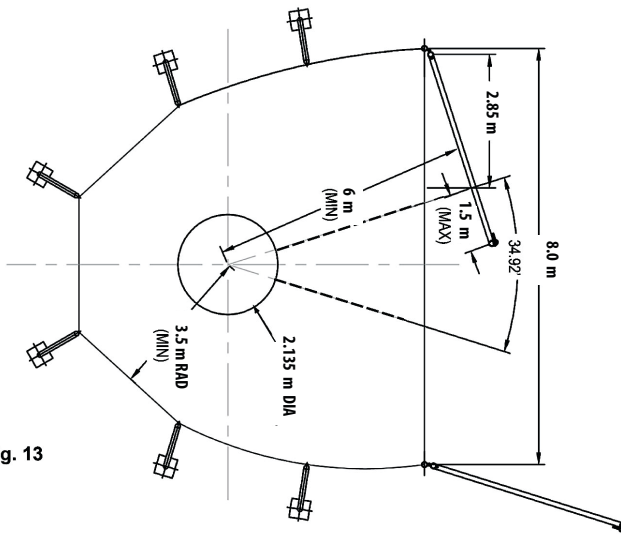


Fig. 13

Figures 12 and 13—Possible Discus/Hammer Cage Designs

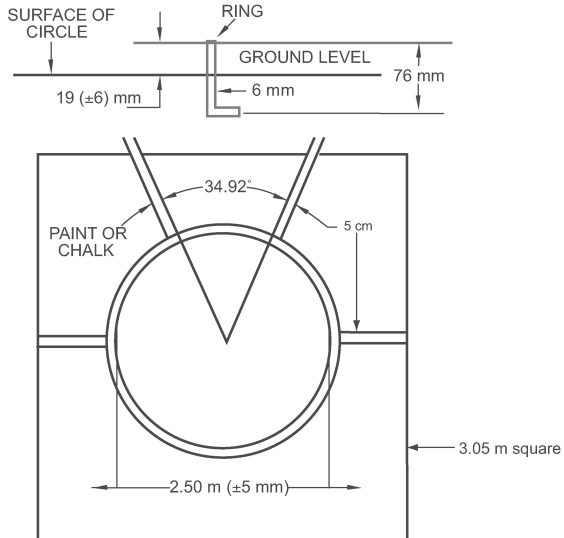


Figure 14—Discus Throw Circle Hammer Throw requires an insert in the circle (see Figures 11 and 13).
Note: Lines shall not be inside the circle.

SECTION 10. JAVELIN THROW AREA

Foul Line

ARTICLE 1. The foul line shall be 7 centimeters wide, painted white, and shall be in the shape of an arc with a radius of 8 meters. The distance between its extremities shall be 4 meters, measured straight across from end to end. Lines shall be drawn from the extremities of the arc at right angles to the parallel lines marking the runway. These lines should be 75 centimeters long and 7 centimeters wide.

Runway

ARTICLE 2. The runway shall be marked by two parallel lines 5 centimeters wide. It shall be at least 33.5 meters long and 4 meters wide between the inside edges of the marked parallel lines. The runway should be constructed of an artificial surface for its entire length and should extend 1 meter beyond the foul line.

The full length of the runway may be permanently marked with lines on or touching the runway edge that are not more than 2 centimeters wide and 5 centimeters long to indicate the distance from the foul line.

The addition of two white-painted square marks 5cm x 5cm beside each runway line 4 meters from the endpoints of the throwing area to assist the officials in identifying a completed throw.

Sector

ARTICLE 3. Radial lines 5 centimeters wide shall be extended from the center of the circle, of which the arc of the foul line is a part, through the extremities of the arc. The inside edges of these lines shall mark the sector. The surface within the landing area shall be on the same level as the throwing surface. Sector flags should mark the ends of the lines. See Figure 15.

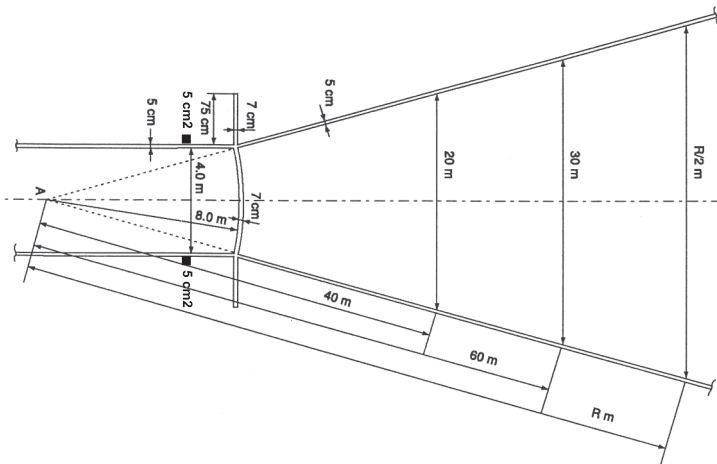


Figure 15—Javelin Throw Area (Not to Scale)

RULE 11

Equipment

SECTION 1. TIMING

The following are desired minimum requirements that should be implemented:

- a. Equipment must be fully automatic.
- b. Equipment must be capable of monitoring the adequacy of the power source.
- c. Equipment must have an automatic battery power takeover system in the event of line system power failure.
- d. Equipment must protect the time base accuracy from surges in the power source.
- e. Equipment must produce a visual and printable photo finish photograph with read-out times.
- f. One camera, preferably color, used as the primary photo finish device. At least one additional camera designated for use as backup or for determinations not evident from the primary camera.
- g. The cameras shall be positioned on opposite sides of the track.
- h. A minimum of two independent power circuits for these timing devices, one for the primary and one for the backup.

SECTION 2. STARTING BLOCKS

Specifications

ARTICLE 1. Starting blocks shall comply with the following general specifications:

- a. The block may be adjustable, but shall be constructed entirely of rigid materials.
- b. The block shall be made without devices that could provide artificial aid in starting.
- c. The block shall affix to the track by an arrangement of pins or spikes that cause minimal damage to the track surface and allow for ease and efficiency in setup and removal.
- d. The anchorage shall prevent slippage of the block relative to the track during the start.

Detection Apparatus

ARTICLE 2. Starting blocks may include a false start detection apparatus to assist the starter. Such an apparatus must be WA approved and be configured to emit an acoustic signal to at least the start team when a reaction time less than one-tenth of a second is detected.

SECTION 3. HURDLES

Material

ARTICLE 1. Hurdles shall be constructed of metal, wood or other suitable material.

Design

ARTICLE 2. The hurdles shall consist of a base and two uprights supporting a rectangular frame, with a single crossbar. The crossbar shall be of wood or other suitable material, with beveled edges, be 7 centimeters high and between 1 and 2.5 centimeters wide. The crossbar shall be between 1.03 and 1.05 meters long for lanes 1.067 meters wide, and between 1.18 and 1.20 meters long for lanes 1.22 meters wide. The center of the crossbar shall be directly over the end of the base. The surface facing the starting line shall be white with two vertical or diagonal stripes. A center chevron should be added to help contestants determine the center of the lane. The base shall be not more than 70 centimeters long. The total weight of the hurdle shall be at least 10 kilograms. See Figure 16.

Hurdle Heights

ARTICLE 3. The following table provides hurdle height measurements:

Height in meters for	Men	Women
110/100 Hurdles	1.067 m (42 in.)	0.840 m (33 in.)
400 Hurdles	0.914 m (36 in.)	0.762 m (30 in.)

A tolerance of ± 0.003 meters is allowed.

Pull-Over Force

ARTICLE 4. Pull-over force refers to the minimum of 3.6 kilograms (8 pounds) and maximum of 4 kilograms of steady pulling force required to overturn a hurdle when applied to the center of the uppermost edge of the top crossbar and in the direction of the finish line. If the weights cannot be adjusted to the required pull-over force, the next greater setting shall be used. Records will not be allowed when the pull-over force or the weight of the hurdle is less than the required minimum.

When the manufacturer has not provided a definite counterweight setting for 400 Hurdles, it may be possible to attain the correct adjustment by setting one weight for the 1.067 meter height and the other weight for the 0.762 meter height. See Figure 16.

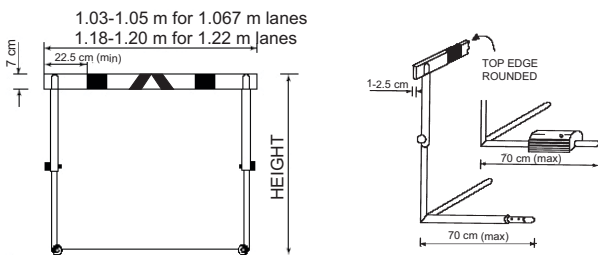


Figure 16—Hurdle Measurements

SECTION 4. STEEPLECHASE BARRIERS**Material**

ARTICLE 1. Barriers shall be constructed of metal, wood or other suitable material.

Design

ARTICLE 2. The barriers shall consist of two uprights supporting a single crossbar. The crossbar shall be of wood or other suitable material, 12.7 centimeters square, without sharp edges or with a bevel. The crossbar shall be white with stripes of one distinctive contrasting color. See Figure 4.

Dimensions, Weight

ARTICLE 3. The water jump barriers, if placed in service after January 2008, shall be 3.66 (± 0.02) meters long, and all other hurdles shall be at least 3.96 (± 0.02) meters long. The first hurdle should be at least 5 meters long.

The barriers shall be 0.914 meters high for men and 0.762 meters high for women, with an allowed tolerance of ± 0.003 meters.

Each barrier shall weigh at least 80 kilograms.

Each barrier shall have on each side a base between 1.2 meters and 1.4 meters long, or be anchored in such a way that it can't be tipped over. See Figure 4.

SECTION 5. RELAY BATON**Dimensions**

ARTICLE 1. The relay baton shall be at least 28 and not more than 30 centimeters long, and shall have a circumference of between 12 and 13 centimeters. It shall weigh at least 50 grams.

Material, Shape

ARTICLE 2. The baton shall be a smooth, hollow tube of wood, metal or other rigid material, and made in one piece. The use of tape or other material on the baton is prohibited.

SECTION 6. HIGH JUMP**Landing Pad**

ARTICLE 1. The high jump landing pad shall be at least 4.88 meters wide by 2.44 meters deep. It should be high enough and of a composition that will provide a safe and comfortable landing. A minimum height of 66 centimeters, including the top pad unit, is preferred. The landing pad sections must be fastened together and covered with a common top cover. The landing pit may not extend into the plane of the crossbar.

Distance Between Uprights

ARTICLE 2. The vertical uprights shall be 4.02 (± 0.02) meters apart.

Crossbar Supports

ARTICLE 3. The horizontal supports of the crossbar shall be flat and rectangular, 4 centimeters wide and 6 centimeters long, and friction free. Each support shall point toward the opposite upright so that the crossbar will rest between the uprights along the narrow dimension of the support. There shall be at least 1 centimeter between the ends of the crossbar and the uprights.

Extended Height

ARTICLE 4. The uprights shall extend at least 10 centimeters above the support of the crossbar.

Crossbar

ARTICLE 5. The crossbar shall be circular with a diameter of 30 (± 1) millimeters and made of suitable material, but not metal. The crossbar shall be 4.00 (± 0.02) meters long, weigh not more than 2 kilograms, shall have no bias, and when in place shall sag not more than 2 centimeters.

The end pieces of the crossbar shall not be made of or covered with soft rubber or any other material that has the effect of increasing the friction between the surface of the crossbar ends and the supports. These end pieces shall be circular or semicircular, 30 to 35 millimeters wide, 15 to 20 centimeters long, with one clearly defined smooth, flat surface designed for placing the bar on the supports of the uprights. This flat surface may not be higher than the vertical cross section of the crossbar.

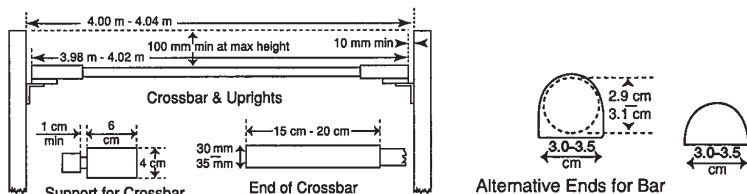


Figure 17—High Jump Uprights and Crossbar

Indicator Lines

ARTICLE 6. A white line 50mm wide shall be placed on the ground (usually with adhesive tape or similar material). The edge of the line nearest to the take-off area is placed along the vertical plane through the edge of the crossbar nearest to the take-off area, and extends for three meters on either side of the uprights.

SECTION 7. POLE VAULT

Landing Pad

ARTICLE 1. The pole vault landing pad measurement beyond the vertical plane of the back of the vaulting box shall be at least 6 meters wide by 5 meters deep. A minimum height of 0.813 meters, including the top pad unit, is required. The landing pad sections must be fastened together with a common top cover.

The front portion of the pad is to be the same width as the back unit, 6 meters, and shall extend at least 1.5 meters from the top of the back of the vaulting box toward the beginning of the runway. Padding, manufactured for such purpose, shall be placed around the base of the uprights. Rigid or unyielding items above ground level, or designated landing pad platform surfaces extending beyond the dimensions of the landing pad, shall be padded.

The maximum cutout for the vaulting box shall be 0.914 meters, measured across the bottom of the cutout. The back of the cutout shall be placed in a manner so that the landing pad does not affect the bend of the pole. The recommended maximum distance from the back of the vaulting box to the beginning of the pad is 15 centimeters. The sides of the landing area closest to

the vaulting box shall be placed 10-15 centimeters from the box and shall slope away from the box at an angle of approximately 30-45 degrees.

Pole Vault Box Padding

ARTICLE 2. A pole vault box collar, which is a device used to offer protection to pole vaulters in and around a pole vault box, shall be in place. The device must meet the most current ASTM Specification Standard and can be incorporated into the design of the pole vault box or as a padding addition to an existing pole vault box.

Uprights

ARTICLE 3. Any style of uprights or posts may be used for the Pole Vault, provided the style is rigid and supported by a base not more than 10 centimeters high above the ground.

Upright Pegs

ARTICLE 4. The crossbar shall rest on round metal pegs that project not more than 55 millimeters at right angles from the uprights and have diameters of not more than 13 millimeters. The upper surfaces of these pegs shall be smooth, without indentations or aids of any kind that might help to hold the crossbar in place. The ends of the pegs shall be between 4.28 meters and 4.37 meters apart.

Crossbar

ARTICLE 5. The provisions of Rule 11-6.5 shall apply except: The crossbar shall be 4.50 (± 0.02) meters long, weigh not more than 2.25 kilograms, and when in place, sag not more than 3 centimeters.

Indicator Lines

- ARTICLE 6. a. A white line 1cm wide shall be placed on the ground at a right angles to the axis or the runway, in line with the back end of the box ("zero" line).
- b. A similar line up to 5cm wide shall appear on the surface of the landing area and be prolonged as far as the outside edge of the uprights.
- c. The edge of the line nearer to the approaching competitor shall coincide with the back end of the box, facilitating the determination of the zero point and the checking of the uprights.

Pole Vault Helmets

ARTICLE 7. A helmet used for the Pole Vault shall be specifically designed for such purpose and be manufactured to comply with the ASTM standard for such product. It shall bear a marking to indicate that it complies with this standard.

The Vaulting Pole

ARTICLE 8. The vaulting pole may be of any material or combination of materials. It may be of unlimited size and weight.

SECTION 8. SHOT

Composition

ARTICLE 1. The shot shall be constructed of solid iron, brass or any metal not softer than brass, or of a shell of such metal completely filled solid with lead or other material. Internal movement in the implement is not allowed.

Shape

ARTICLE 2. The shot must be spherical and unalterable in shape, and the surface must be smooth without indentations so that an advantage is not gained by grip.

Specifications

ARTICLE 3. The shot shall conform to the international specifications for the implement published by the WA. The specifications that follow are reprinted for reference purposes and may not be all-inclusive.

	MEN'S	WOMEN'S
Weight (Minimum)	7.26 kg	4 kg
Diameter (Minimum)	110 mm	95 mm
Diameter (Maximum)	130 mm	110 mm

SECTION 9. DISCUS

Composition

ARTICLE 1. The discus shall be composed of a smooth metal rim permanently attached to a wood or synthetic body. Metal plates may be set flush into the sides of the wood or synthetic body, provided that the equivalent area is flat and that the total weight of the implement meets the specifications.

Shape

ARTICLE 2. The two sides of the discus shall be identical and shall be made without indentations, projecting points or sharp edges. The sides shall taper in a straight line from the beginning of the curve of the rim to a circle that is 25 millimeters from the center of the discus. The edge of the metal rim shall be rounded in a true circle.

Specifications

ARTICLE 3. The discus shall conform to the international specifications for the implement published by the WA. The specifications that follow and those in Figure 18 are reprinted for reference purposes and may not be all-inclusive.

	MEN'S	WOMEN'S
Weight (Minimum)	2 kg	1 kg
Metal Rim Outer Diameter		
(Minimum)	219 mm	180 mm
(Maximum)	221 mm	182 mm
Thickness at 6 mm from outer edge		
(Minimum)	12 mm	12 mm
(Maximum)	13 mm	13 mm
Metal Plates Diameter		
(Minimum)	50 mm	50 mm
(Maximum)	57 mm	57 mm
Thickness at center and within	25 mm from center	25 mm from center
(Minimum)	44 mm	37 mm
(Maximum)	46 mm	39 mm

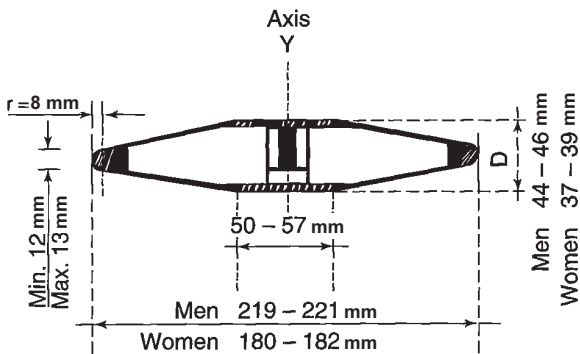


Figure 18—Discus

SECTION 10. HAMMER

Head

ARTICLE 1. The head of the hammer shall be made of solid iron or other metal not softer than brass, or of a shell of such metal filled with lead or other solid material. It must be spherical in shape.

The center of gravity shall not be more than 6 millimeters from the center of the sphere.

Wire

ARTICLE 2. The wire shall be a single, unbroken and straight length of spring-steel wire at least 3 millimeters in diameter and shall be such that it cannot stretch appreciably while the hammer is being thrown. The wire should be looped at both ends as a means of attachment.

Handle

ARTICLE 3. The handle shall have a symmetrical design, be rigid and without hinging joints of any kind, and made so that it cannot stretch more than 3 millimeters under a tension load of 3.8 kN. It must be attached to the wire in such a manner that it cannot be turned within the loop of the wire to increase the overall length of the hammer. The handle may have a curved or straight grip. The sides of the handle may be straight or curved but cannot exhibit any loss of rigidity that would result in an increase in the overall length while being thrown. (Figure 19 below is just one example.)

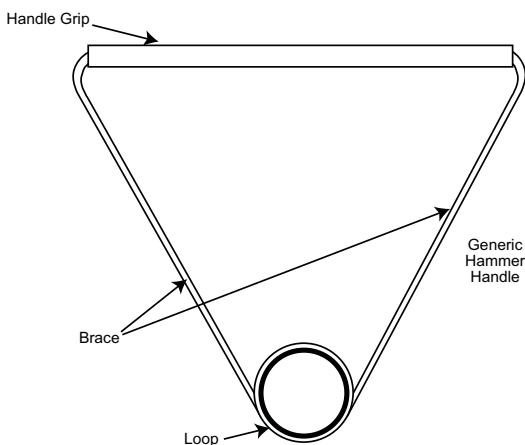


Figure 19—Hammer Handle

Connection

ARTICLE 4. The wire shall be connected to the head by means of a functioning plain or ball-bearing swivel, which cannot be loosened to alter the overall length of the implement during competition. The grip shall be connected to the wire by means of a loop, not a swivel.

Specifications

ARTICLE 5. The hammer shall conform to the international specifications for the implement published by the WA. The specifications that follow are reprinted for reference purposes and may not be all-inclusive.

	MEN'S	WOMEN'S
Weight (Minimum)	7.260 kg	4 kg
Diameter of Head		
(Minimum)	110 mm	95 mm
(Maximum)	130 mm	110 mm
Length (complete as thrown, measured from inside of the grip)		
(Maximum)	121.5 cm	119.5 cm

SECTION 11. JAVELIN

Material

ARTICLE 1. The javelin shall consist of three parts: a metal head, a shaft and a cord grip. The shaft may be constructed of metal, and shall have fixed to it a metal head terminating in a sharp point.

Cord Grip

ARTICLE 2. The cord should cover the center of gravity without thongs, notches or indentations of any kind on the shaft, shall be of uniform thickness, and shall not exceed the diameter of the shaft by more than 8 millimeters.

Cross Section

ARTICLE 3. The cross section shall be regularly circular throughout, although a maximum difference of 2% between the largest and the smallest diameter is permitted. The maximum diameter of the shaft shall be immediately in front of the grip. The central portion of the shaft, including the part under the grip, may be cylindrical or slightly tapered toward the rear; but the reduction in diameter, from immediately in front of the grip to immediately behind, may not exceed 0.25 millimeters. From the grip, the javelin shall taper regularly to the tip at the front and the tail at the rear. The longitudinal profile from the grip to the front tip and to the tail shall be straight or slightly convex (see Note); and there must not be an abrupt alteration in the overall diameter, except immediately behind the head and at the front and rear of the grip, throughout the length of the javelin. At the rear of the head, the reduction in the diameter may not exceed 2.5 millimeters; and this departure from the longitudinal profile may not extend more than 30 centimeters behind the head.

Note: The shape of the longitudinal profile may be checked quickly and easily using a metal straight edge at least 50 centimeters long and two feeler gauges 0.20 millimeters and 1.25 millimeters thick. For slightly convex sections of the profile, the straight edge will rock while in firm contact with a short section of the javelin. For straight sections of the profile with the straight edge in firm contact, it must be impossible to insert the 0.20-millimeter gauge between the javelin and the straight edge anywhere over the length of contact. This shall not apply immediately behind the joint between the head and the shaft. At this point, it must be impossible to insert the 1.25-millimeter gauge.

Mobile Parts

ARTICLE 4. The javelin shall not have mobile parts or other apparatus that, during the throw, could change its center of gravity or throwing characteristics.

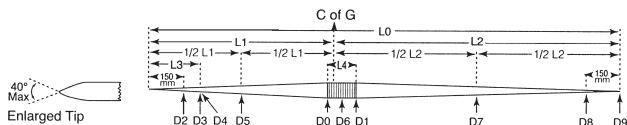
Taper of Shaft

ARTICLE 5. The tapering of the shaft to the tip of the metal head shall be such that the diameter, at the midpoint between the center of gravity and the tip of the metal head, shall not exceed 90% of the maximum diameter of the shaft and, at a point 15 centimeters from the tip of the metal head, 80% of the maximum diameter. The tapering of the shaft to the tail at the rear shall be such that the diameter, at the midpoint between the center of gravity and the tail, shall not be less than 90% of the maximum diameter of the shaft. At a point 15 centimeters from the tail, the diameter shall not be less than 40% of the maximum diameter of the shaft.

Specifications

ARTICLE 6. The javelin shall conform to the international specifications for the implement published by the WA. The specifications that follow and in Figure 20 are reprinted for reference purposes and may not be all-inclusive.

The minimum overall weight, including cord grip, shall be 800 grams and 600 grams for the men's and women's javelin, respectively.



International Javelin											
Lengths (all dimensions mm)					Diameters (all dimensions mm)						
		Men		Women				Men		Women	
Serial	Detail	Max	Min	Max	Min	Serial	Detail	Max	Min	Max	Min
LO	Overall	2700	2600	2300	2200	DO	In front of grip	30	25	25	20
L1	Tip C of G	1060	900	920	800	D1	At rear of grip	-	D0-0.25	-	D0-0.25
1/2L1	Half L1	530	450	460	400	D2	150 mm from tip	0.8 D0	-	0.8 D0	-
L2	Tail to C of G	1800	1540	1500	1280	D3	At rear of head	-	-	-	-
3/2L2	Half L2	900	770	750	640	D4	Immediately behind head	-	D3-2.5	-	D3-2.5
L3	Head	330	250	330	250	D5	Halfway tip to C of G	0.9 D0	-	0.9 D0	-
L4	Grip	160	150	150	140	D6	Over grip	D0+8	-	D0+8	-
						D7	Half-way tail to C of G	-	0.9 DO	-	0.9 DO
						D8	150 mm from tail	-	0.4 DO	-	0.4 DO
						D9	At tail	-	3.5	-	3.5

Figure 20—Javelin

SECTION 12. CALIBRATION OF MEASURING DEVICES

It is recommended that all equipment used for timing, measuring wind, weighing and measuring implements, and measuring performance be certified for accuracy by an appropriate testing agency in accordance with methods specified by the manufacturer, before the first competition each year and preferably before each major competition, to comply with Rules 16-1.7 and 16-1.10.

Verification of the accuracy of devices used to measure distance can be accomplished by comparison to an available surveyed distance.

Effective December 1, 2026:

- It is required that all timing equipment be recalibrated every four years.
- It is required that all equipment used for implement inspection and weighing be recalibrated every year.
- It is required that all equipment used for distance measurements be recalibrated every year.

An appropriate testing agency must recalibrate for accuracy in accordance with methods specified by the manufacturer before the first competition each year and preferably before each major competition to comply with Rules 16-1.7 and 16-1.10.

Verification of the accuracy of devices used to measure distance can be accomplished by comparison to an available surveyed distance.

RULE 12

Meet Personnel

SECTION 1. OFFICIALS

Number and Type

ARTICLE 1. The number of officials necessary to conduct a track and field meet varies with the size and type of meet being conducted. The following officials, as appropriate, are recommended for a large meet:

a. *General administration*

Meet management	Medical doctor and/or athletic trainer
Meet director	Track and Field meet referees
Jury of appeals	Competition Managers
Marshals	
Competition data manager	Announcers
Awards coordinator	Media coordinator
Combined Event director	Records coordinator

b. *Track events officials*

Clerks of course	Running referee
Judges of finish	Umpires
Wind gauge operator(s)	Starters
Lap counter(s)	
Head finish evaluator — (fully automatic timing)	
Timing device operator(s) — (fully automatic timing)	

c. *Field events officials*

Implement inspector	Head field judge — per event
Wind gauge operator(s)	Field judges — per event
Field event referee(s)	Markers — per event
Measurers — per event	Electronic distance measurement officials (only if EDM is being used)

Additional Officials

ARTICLE 2. The meet management shall have the authority before competition begins to alter, add or reduce the above list as it deems advisable, upon review of factors such as the facility and automation.

Selection of Officials

ARTICLE 3. Officials should be individuals who have followed track and field closely over a period of years. They must be trained in the rules that govern this NCAA sport, actions that constitute violations of these rules, and how and where they tend to occur. Every possible effort should be made to select and assign officials so that no conflict of interest could arise between competitors and officials. Currently enrolled students of any competing institution shall not

officiate at conference, NCAA regional, or NCAA national championships, but may serve in other capacities.

SECTION 2. MEET MANAGEMENT

Role

The role of meet management, is to organize and oversee all aspects of the entire meet. If no meet management staff is established, all responsibilities become the duties of the meet director. Responsibilities include:

- a. Appoint a meet director.
- b. Assist the meet director with meet administration.
- c. Determine the number, selection and assignments of competition officials;
 - 1) Inform officials and prepare officials' materials;
 - 2) Appoint a jury of appeals if deemed appropriate;
 - 3) Provide for pertinent officials to remain at the competition site until the end of any protest period;
- d. Determine meet procedures:
 - 1) The entry process for the competition;
 - 2) The entry deadline for the competition;
 - 3) The number of competitors allowed in each event;
 - 4) The number of competitors an institution is allowed in each event;
 - 5) The use, type and placement of competitor identification;
 - 6) A time schedule and order of events for the meet;
 - 7) Reporting times for competitors in all events;
 - 8) The ranked order of preferred lanes and alleys for each event that assign a starting position in a lane or alley;
 - 9) Entry standards, if applicable;
 - 10) The procedures and location for filing a protest, including any fees that may be assessed;
 - 11) Qualifying procedures and drawing for lanes;
 - 12) Procedures to resolve ties for the last qualifying position in subsequent rounds;
 - 13) The use of implements for the competition;
 - 14) The time, place and location for inspecting, weighing and measuring all implements to be used in the competition;
 - 15) The number of field event competitors who will advance to the final round;
 - 16) The number of flights in field events and group field event competitors;
 - 17) Starting heights and increments for the vertical jump events;
 - 18) The use of facilities for and the conduct of Combined Events;
 - 19) Determine video equipment and provider that can be used for official video review by the referee and/or jury of appeals prior to the start of the competition;
 - 20) Determine video equipment and provider that can be used by field event officials to confirm a fair or foul attempt in the horizontal jumps and throws;
 - 21) The use of the start information system; and
 - 22) Publish prior to the meet the location and method of obtaining the official results of each event (i.e., scoreboard, physical printout or online

- e. Provide full and early meet information to all competing schools, including entry marks;
 - 1) Inform competing schools of suitable lodging, dining and ground transportation;
 - 2) Inform competing teams of acceptable materials for making marks on the track, runways and approaches;
- f. Arrange for certification of all calibrated measuring and timing devices;
 - 1) Determine the timing equipment and operator to be used;
 - 2) Determine the measuring equipment to be used for each field event and the inspection of implements;
- g. Organize and conduct meet promotion;
- h. Arrange meetings;
- i. Publish, as a part of the online information for the competition, a ranked list of event entries disclosing all performances used to determine entry in each event and the source of those performances;
- j. Address challenges to any meet procedures, entries or event seedings before the competition begins;
- k. Provide and prepare the track and field facilities
- l. Provide facilities and equipment (that is, batons, steel tape measures, stopwatches, flags);
- m. Verify team scores and submit meet results to the required standardized results reporting system within 24 hours after the completion of competition; and
- n. Retain all competition data, either hard copy or electronic, through July 1 of the current season.

SECTION 3. MEET DIRECTOR

Primary Role

ARTICLE 1. The meet director is the central person behind the success of a track meet. The meet director must foresee all the needs of competitors, officials and spectators, and ensure that all the technical details of the meet have been addressed within the requirements of the rules. If a meet management staff is not established, the meet director assumes and is accountable for all meet management responsibilities.

SECTION 4. REFEREE(S)

Primary Role

ARTICLE 1. The primary responsibility of a referee shall be to render a ruling on all challenges by a competitor or the competitor's coach, perceived rules violations reported by meet officials or protests filed by coaches of competing teams once the competition starts until the protest period of the competition has ended.

- a. The referee shall not serve as any other official or as a member of the jury of appeals or meet management.

Duties

ARTICLE 2. The referee(s) shall:

- a. After consulting with the appropriate officials, decide all questions, take such actions and make such decisions, including those for which the rules make no specific provision, that provide each contestant a fair and equal opportunity;

- b. Ensure fair and safe competition for all competitors and disqualify those whose acts violate the rules of fair and safe competition;
- c. Decide all questions regarding re-staging an event;
- d. Have sole power to warn and/or disqualify competitors as provided by these rules or upon report from the head umpire or head judges of field events, except as provided in Rule 12-9.1.
- e. Render a decision on all challenges by a competitor or the competitor's coach, perceived rule violations reported by competition officials and/or on properly filed protests;
- f. In the event of record track performances, the running referee shall verify the results of the place and time and shall check all related conditions.
- g. In the event of record field event performances, the throwing or jumping referee and three field judges shall verify all measurements and all related conditions.

Finality of Decisions

ARTICLE 3. The referee's decisions in all matters shall be final and without appeal, except in those meets in which an appointed jury of appeals has been established for that specific purpose. The jury of appeals then will have the final authority.

SECTION 5. JURY OF APPEALS

Primary Role

ARTICLE 1. The responsibility of the jury of appeals shall be to render a final decision on all properly executed appeals of the referee's decision that were issued as a result of an official protest. A jury of appeals member shall not serve as any other official or as a member of the meet management.

Duties

ARTICLE 2. The jury of appeals shall determine if the referee acted within the purview of their defined responsibilities. If the referee's decision is in doubt, the jury of appeals shall interview individuals, including the referee, and may also consider other available information, including official video evidence.

The decision of the referee shall be upheld unless irrefutable evidence to the contrary clearly shows an error.

The decision of the jury of appeals shall be final and without further right to appeal. However, the jury of appeals may reconsider decisions if new conclusive evidence is presented.

SECTION 6. COMPETITION MANAGER

ARTICLE 1. The competition manager(s), as a part of meet management are assistant(s) to the meet director that is assigned by meet management to oversee event competitions, including the setup of and conduct of assigned event areas. A competition manager is not a competition official.

a. Competition Manager for Combined Events

- 1) Determine the setup and placement of all competition and ancillary equipment for each assigned event prior to the start of the meet.
- 2) Determine the assigned areas for competitors, competition officials, data management, television, photographers and other personnel at the event site prior to the start of the meet.

- 3) Oversee the setup of assigned events prior to the start of the designated start time for warmups.
 - 4) Assure that event procedures and policies are being followed.
 - 5) Anticipate the needs of competitors, competition officials, ancillary groups, etc., prior to and during the competition.
- b. Competition Manager for Jumping Events.
- 1) Determine the setup and placement of all competition and ancillary equipment for each assigned event prior to the start of the meet.
 - 2) Determine the assigned areas for competitors, competition officials, data management, television, photographers, and other personnel at the event site prior to the start of the meet.
 - 3) Oversee the setup of assigned events prior to the start of the designated start time for warmups.
 - 4) Ensure that event procedures and policies are being followed.
 - 5) Anticipate the needs of competitors, competition officials, ancillary groups, etc. prior to and during the competition
- c. Competition Manager for Throwing Events
- 1) Determine the setup and placement of all competition and ancillary equipment for each assigned event prior to the start of the meet.
 - 2) Determine the assigned areas for competitors, competition officials, data management, television, photographers, and other personnel at the event site prior to the start of the meet.
 - 3) Oversee the setup of assigned events prior to the start of the designated start time for warmups.
 - 4) Ensure that event procedures and policies are being followed.
 - 5) Anticipate the needs of competitors, competition officials, ancillary groups, etc., prior to and during the competition
- d. Competition Manager for Track Events
- 1) Determine the setup and placement of all competition and ancillary equipment for each assigned event prior to the start of the meet.
 - 2) Determine the assigned areas for competitors, competition officials, television, photographers, and other personnel at the event site prior to the start of the meet.
 - 3) Oversee the setup of assigned events prior to the start of the designated start time for warmups.
 - 4) Ensure that event procedures and policies are being followed.
 - 5) Anticipate the needs of competitors, competition officials, ancillary groups, etc., prior to and during the competition.

SECTION 7. UMPIRES

Duties of Head Umpire

ARTICLE 1. The duties of the head umpire shall be:

- a. To instruct umpires as to the rules and violations in general and as to the special track conditions and special regulations the meet management or appropriate referee established for the meet;
- b. To place umpires where they can best judge possible violations;
- c. To secure and clarify from the umpires the facts of all apparent violations of track events;

- d. To report all apparent violations of the rules and incidents of concern to the referee;
- e. To check the proper placement, height and weight of the hurdles (when the meet management has not provided hurdle inspectors); and
- f. To instruct, supervise and receive reports from those appointed to serve as lap scorers.

Duties of Umpires

ARTICLE 2. The duties of the umpires are to detect and report, in writing, without waiting for a protest, all apparent violations of the rules to the head umpire. In so doing, they do not assume responsibility for disqualification — only the referee can make a disqualification. A yellow or white flag shall be made visible as soon as the umpire's area is cleared to indicate the umpire's judgment. Each umpire shall use a yellow signal flag to indicate apparent violations and incidents of concern. A white flag should be raised to indicate that a violation has not been observed. In races of 5000 meters and longer, white flags are not required.

Before the start of relay races, a yellow flag shall be held aloft at each zone until the competitors at that zone are ready. A white flag shall then be raised.

Note: Umpires should be highly qualified and available in sufficient numbers to carry out their duties properly.

Placement of Umpires

ARTICLE 3. a. The head umpire shall be stationed, or move from place to place, during a race so that all possible violations may be seen and thus augment umpires' reports with personal information.

- b. The following plan is recommended for placing umpires in track events:
 - 1) Umpires shall be given a chart of the track on which each umpire's station is located for each track event and flags to indicate whether violations have occurred. Each umpire must cover the assigned station for each race.
 - 2) During races around the track, one or more umpires should be stationed so as to observe violations on the turns, on the backstretch and at the finish. Although it is not the responsibility of timers or judges of the finish to report violations, the referee may, with propriety, seek and weigh their observations in making a decision.
 - 3) During straightaway dashes and hurdle races, at least two umpires shall stand behind the starting line while the others are at intervals along the track.
 - 4) To judge baton passes in relay races, four umpires shall be assigned to each passing zone. Two shall stand on the inside of the track and two on the outside and sight along the staggered zone lines to ensure that the baton is exchanged within the passing zone.

SECTION 8. CLERK OF THE COURSE

The clerk of the course, with the help of assistant clerks as the meet may require, shall be responsible for:

- a. Using the official list, clearing the starting and equipment area of everyone except the clerks, equipment marshals and competitors on the official list;
- b. Maintaining the track event time schedule;

- c. Calling together and placing athletes in their proper positions with needed instructions related to their event (including advancement procedures) before the start of each race;
- d. Placing all relay team members, especially sprint relays, in their proper positions on the track itself (in distance races, this is done with the assistance of lap counters);
- e. Enforcing uniform, bib, shoe and logo rules at the time of initial check-in through inspection, overseeing corrective action, and the issuing of a warning that repeated violation may result in disciplinary action. A report of uncorrected violations shall be made to the meet management, referee and the offending competitor's coach; and

Note: After final clerking and the event has begun, the flow of competition shall not be delayed due to a uniform non-compliance issue. At this time, it is not a protestable offense.

- f. Related duties as requested by the starter, meet director and the meet management.

SECTION 9. START TEAM

Starter

ARTICLE 1. The starter shall have entire control of the competitors when on their marks and during the start; and, along with the assistant starter, the starter shall decide, without appeal, whether a start is fair and legal, or which competitor(s) shall be charged with a false start. The starter shall be responsible for:

- a. Starting races promptly after the clerk of the course turns the athletes over to the starter;
- b. Answering questions on the rules and conditions governing the start of each race;
- c. The duties of a lap counter (Rule 12-18) if one is not available;
- d. Ensuring that starting blocks are set up within the competitor's lane; and
- e. Positively informing all competitors, officials, competition management and spectators of cancellations, warnings and/or disqualifications through the use of green, yellow or red cards and verbal communication.

In staggered starts, the starter is to take a position and remain stationary so that the distance between the starter and each competitor is approximately the same, and so that each competitor hears equally the commands and the starting device. If a speaker system is used, speakers in sufficient numbers must be positioned so that competitors can hear simultaneously the commands and starting device. In such cases, the starter may be positioned so that the entire field falls into a narrow visual angle.

Starters shall be required by meet management to use the information provided by the WA-approved start information system, if such a system is used, and rule accordingly to detect false starts.

Assistant Starters

ARTICLE 2. Assistants to the starter shall be appointed with the authority to recall for any observed infringement of the rules or any start that, in their opinion, is unfair. The reason for any recall shall be reported to the starter. Such assistants are of special value when the starter has difficulty seeing the entire field or the entire area where a recall is authorized. At least two assistants to the starter are recommended for track events.

SECTION 10. TIMING OFFICIALS

Operator(s) Duties

ARTICLE 1. There shall be appointed officials who operate the fully automatic timing system used for the competition.

The timing device operator shall have direct communication with the start team and head finish judge.

If the timing device fails to start, the operator shall recall the race.

After the race is over, the timing device operator shall forward the photo finish image to the head finish evaluator.

If a malfunction should occur, the timing device operator shall notify the proper official(s) immediately and the predetermined backup system shall be designated the official result.

Photo Evaluator(s) Duties

ARTICLE 2. The head finish evaluator should be away from the finish-line area and isolated from all competitors, officials and coaches so that this person is free from distraction while performing their duties.

The head finish evaluator shall, by using the official image of the finish, be responsible for the evaluation and interpretation of finish places and times.

In the event a protest is filed or additional assistance is required, as in ruling on close finishes, the referee shall be called to render a decision.

SECTION 11. FIELD JUDGES

Number

ARTICLE 1. There shall be one head field judge and such other judges or measurers as each event may require.

Head Judges of Field Events

ARTICLE 2. The head judge of each field event shall serve under the field referee with the help of assistant judges and measurers and shall:

- a. Conduct the event in accordance with the rules;
- b. Ensure that field events begin when scheduled, are properly organized and continue without delays;
- c. Judge the competitors' efforts as being fair or foul by displaying the respective white (fair) or red (foul) flag immediately after the trial is completed (a verbal decision, when the trial is completed, may be given in addition to the display of a flag or indicator);
- d. Judge the high jump and pole vault as success or failure;
- e. Read and record all non-foul trials (two separate judges when possible);
- f. Certify the results for each completed event and turn them over to the announcer and scorer;
- g. Enforce uniform, bib, shoe and logo rules at the time of initial check-in (when not done by the clerk of the course) through inspection, overseeing corrective action, and issuing a warning that repeated violation may result in disciplinary action. A report of uncorrected violations shall be made to the referee and offending competitor's coach;
- h. Ensure that all measuring devices are in working order; and
- i. Report all apparent violations to the appropriate referee.

SECTION 12. IMPLEMENT INSPECTOR

The implement inspector, under the supervision of the field referee, shall weigh and measure, and then certify with an identifying mark, all implements to be used in competition and as required for records. Illegal implements shall be impounded until competition in that event is concluded.

SECTION 13. COMPETITION DATA MANAGER

The competition data manager and as many assistants as necessary shall record for the chair of meet management and/or meet director the complete results in all events, team scores, individual place winners and their performances, and additional information that may be available.

SECTION 14. ANNOUNCER

General Duties

ARTICLE 1. The announcer and any assistants shall provide meet information to spectators using available audio and visual aids without unduly disrupting attention from the competition.

Relevant Information

ARTICLE 2. Relevant information shall include:

- a. Names, bibs and affiliations of competitors;
- b. Lane assignments or order of competition in field events;
- c. Outstanding competitors who are participating;
- d. Past performances of outstanding competitors;
- e. In track events, intermediate times and, occasionally, the order of competitors;
- f. Results — placings, times, distances, heights, records — at the earliest possible moment (field event results shall be announced imperially and metrically); and
- g. Current cumulative team scores.

Supplementary Visual Aids

ARTICLE 3. Successful meet promotion has demonstrated that announcing should be supplemented by numerous and varied visual aids, including:

- a. Electrically lighted scoreboards on which entries, results and brief messages can be displayed;
- b. Rotating signboards for field events on which a competitor's identifier and performance are placed manually;
- c. Posters that give the name of the next competitor in a field event before the competitor performs;
- d. Crossbar height indicators;
- e. Distance indicators for field events, located outside landing areas; and
- f. Lane numbers for sprints and hurdles.

SECTION 15. MARSHAL

Marshals should be attired so as to be easily identified. The head marshal and assistants shall keep all areas of the track and the field clear and unobstructed to

best meet the needs of contestants, officials and spectators. Marshals shall have the following responsibilities:

- a. Provide assistance in any aspect of the conduct of a competition to ensure safety and security for the participants and officials;
- b. Keep unauthorized people, including spectators, off the track or field;
- c. Keep unauthorized people away from restricted areas; and
- d. Assign special areas or seating for coaches, inactive officials, noncompeting competitors, photographers, public communications representatives, etc., where they do not interfere with the proper conduct of the meet.

SECTION 16. MEDIA COORDINATOR

The media coordinator manages and informs the media representatives of all factual and point of interest occurrences during the meet. The media coordinator serves as the liaison among the media and the competitors, coaches and officials. The media coordinator also provides entry lists and start lists for each event including records, full names and institutions. For relay events, the running order of each team should be provided.

The media coordinator (or their assistant) is responsible for distributing results following the completion of each event. Finally, the media coordinator distributes final, official results and identified record performances, as well as other points of interest that occurred during the meet.

SECTION 17. WIND GAUGE OPERATOR(S)

The wind gauge operator(s) shall ensure that the wind measuring instrument is installed and operated in accordance with Rule 13-7.1. The operator shall ascertain the velocity of the wind in the running direction for each race of 200 meters or less and for each trial in the horizontal jumping events. This information shall be recorded and be included in the results.

SECTION 18. LAP COUNTERS

Adequate lap counters must be provided to accurately count laps by recording the time over each lap of the athletes or teams for whom the lap counter is responsible. A lap counter shall be appointed to notify each competitor or team of the number of laps that still need to be completed. This shall apply for a distance race of more than two laps or each leg within a relay race. The lap counter shall ring a bell when the event leader begins their final lap. The lap counter(s) shall confirm to the head umpire, through an appropriate reporting method, that all competitors have completed the prescribed number of laps.

SECTION 19. MEDICAL DOCTOR/ ATHLETIC TRAINER

ARTICLE 1. The meet management-appointed/approved medical doctor/athletic trainer shall perform the following duties:

- a. Examine injured or ill competitors and advise the competitor, the competitor's coach and the representative of any sponsoring organization regarding

the continued participation in the meet. Such recommendations shall be considered when applying the failure to participate rule.

- b. If a competitor is to be withdrawn from an event, an in-person evaluation by the appointed/approved medical doctor/athletic trainer shall occur before the start of the event.
- c. Should the decision be made to withdraw from or abandon an event, the competitor shall be scratched from any subsequent event(s) in the meet.

ARTICLE 2.a. However, a subsequent examination that results in a re-entry recommendation by the appointed/approved medical doctor/athletic trainer of the competition shall be final and without protest.

- b. The appointed/approved medical doctor/athletic trainer shall notify the referee and other appropriate meet administration personnel of the competitor's re-entry into the competition.
- c. For transparency purposes, the re-entry notification shall be posted.
- d. Combined Event competitors shall be exempt from this rule.

SECTION 20. MEDICAL PERSONNEL

Whenever an athletics participant suffers a laceration or wound from which oozing or bleeding occurs, medical personnel shall stop the practice or event as soon as possible and provide the competitor with appropriate medical treatment. The competitor should leave the event or practice and not return until the oozing or bleeding stops.

RULE 13

Competition Procedures

SECTION 1. EVENTS

Type of Events

ARTICLE 1. NCAA Track and Field Championship events shall be as follows:

100 Meters	100/110 Hurdles	Shot Put
200 Meters	400 Hurdles	Discus Throw
400 Meters	4x100 Relay	Hammer Throw
800 Meters	4x400 Relay	Javelin Throw
1500 Meters	High Jump	Decathlon - Men
3000 Steeplechase	Pole Vault	Heptathlon - Women
5000 Meters	Long Jump	
10,000 Meters	Triple Jump	

Definition of Event

ARTICLE 2. An event is all groupings, divisions or sections pertaining to one running or field event discipline per gender. All rounds of a track event shall be contested using the same physical configuration, except running direction, for events of 200 meters or less. Track events of differing distances shall be contested separately.

Order of Events—Running

ARTICLE 3. The order of track events for the final round and all single-session competitions should be:

3000 Steeplechase
4x100 Relay
1500 Meters
100/110 Hurdles
400 Meters
100 Meters
800 Meters
400 Hurdles
200 Meters
5000 Meters
4x400 Relay

Meet management shall take weather and facility conditions into account when scheduling additional events.

Note 1: Changes to this order can be made by meet management or by mutual agreement of the competing teams before the competition begins, but not as a reason to accommodate competitors in multiple events.

Note 2: Events of imperial measurement length shall not be used as substitute events.

Order of Events—Field

ARTICLE 4. Meet management shall determine the order of field events for all competitions in a manner that maximizes the available time and facilities.

Special needs required for the Hammer Throw shall be taken into account when scheduling.

Order of Events—Combined Events

ARTICLE 5. A Combined Event should always be administered so that competitive and equal competition is provided for each of the events. Each event in a Combined Event shall be administered separately from any other event in a meet and as a final.

a. Decathlon—Men

The Decathlon consists of 10 events that shall be held on two consecutive 24-hour periods in the following order:

First Day	Second Day
100 Meters	110 Hurdles
Long Jump	Discus Throw
Shot Put	Pole Vault
High Jump	Javelin Throw
400 Meters	1500 Meters

b. Decathlon—Women

The Decathlon consists of 10 events that shall be held on two consecutive 24-hour periods in the following order:

First Day	Second Day
100 Meters	100 Hurdles
Discus Throw	Long Jump
Pole Vault	Shot Put
Javelin Throw	High Jump
400 Meters	1500 Meters

c. Heptathlon—Women

The Heptathlon consists of seven events that shall be held on two consecutive 24-hour periods in the following order:

First Day	Second Day
100 Hurdles	Long Jump
High Jump	Javelin Throw
Shot Put	800 Meters
200 Meters	

SECTION 2. ADVANCEMENT METHODS

This procedure and criteria for conducting field events shall be used for all competition unless extraordinary circumstances exist, normally not controllable, which require meet management to alter them.

Administration

ARTICLE 1. The games committee shall use the following methods to administer field events:

- Reduce the number of competitors in the preliminary rounds through the use of separate qualifying competitions.
- Achieve the number of competitors advancing to the final rounds through flights of preliminary rounds.

Failure to Report

ARTICLE 2. Field event competitors who first report to the event, or flight if checked in by flight, after the first competitive attempt has been made in the event/flight, shall not be allowed to compete in the event. If there is no mention of the check-in procedure in the premeet information, then the rule defaults to the event reporting time.

Advancement Limitation

ARTICLE 3. When a competitor who has earned advancement to subsequent rounds withdraws or is unable to compete, another competitor shall not advance.

Preliminary Competition and Advancement

ARTICLE 4. In the throwing events and the horizontal jumps, each competitor shall be allowed three trials. In scored competitions with five or fewer teams, not more than one competitor more than the number of scoring places, including representation from more than one team, shall advance by best mark in the preliminary rounds to the final rounds, provided each has a valid mark in the preliminary rounds. The number of advancers shall never exceed nine, except that competitors tying for the last advancement position, by mark, shall advance to the final rounds, unless tiebreaking is designated by meet management before the competition.

Combined Event Competition

ARTICLE 5.a. Each competitor shall be allowed only three attempts in the Long Jump and throwing events. These attempts must be taken one at a time in the listed order of competition.

- b. All competitors shall compete in one or more flights as determined by meet management. For total fields greater than 12, two flights should be considered. When more than one flight is used, the competitors should be split into sections as equal in number as possible by lot or based on past seasonal performance in that event. The flights should be concurrent when facilities with equal conditions are available. Meet management may create competition groups used for more than one event. All vertical jump procedures may be implemented at the discretion of the referee.
- c. If separate and equal facilities are available for the Pole Vault, High Jump or Long Jump within a Combined Event competition, meet management shall make the final determination for use of the facilities.
- d. In the High Jump and Pole Vault, the starting height of the crossbar shall be determined after consulting the competitors. Each increment rise shall be constant and followed throughout the competition regardless of the number of competitors. The increment for the High Jump shall be 3 centimeters and for the Pole Vault shall be 10 centimeters.

Note 1: See Rule 16-1.2 and reference chart for full details on time allowances.

Note 2: All performances should be measured with a device acceptable for record purposes.

Automatic Advancement

ARTICLE 6. Automatic advancement in the horizontal jumps and throws is not allowed. In order to advance, each competitor must have a valid, measured and mark in the preliminary rounds.

Completion of Preliminaries

ARTICLE 7. Each flight in the preliminaries is completed when the last competitor to be called in the flight has either taken the final trial or the time

limit for the trial has expired. This includes competitors who have been excused to compete in other events.

All performances made in field event preliminary rounds shall be counted with performances in the final rounds to determine final place winners. Competitors shall be credited with the best of all their efforts.

SECTION 3. ALTERNATE PROCEDURES

Four-Attempt Competition

ARTICLE 1. Meet management may decide to conduct the horizontal jumps and throws as a four-attempt final competition.

SECTION 4. ORDER OF COMPETITION

Grouping Competitors

ARTICLE 1. Meet management shall determine flight assignment based on entry performance, arranged so that higher-ranked competitors compete in later flights. Reassignment to another flight shall not be made after the flights have been determined. The horizontal jumps and throwing events shall be arranged in flights not larger than 16 and not smaller than five.

Determining Order of Competition

ARTICLE 2. In the throwing events, Long Jump and Triple Jump, the order of competition within a flight shall be seeded or drawn by lot. Each competitor in a flight shall complete three attempts in the order drawn. In the final rounds of these events, competition shall be in reverse order of best performance in the preliminary rounds, using tiebreaking procedures and then original order if needed. For the final three attempts, the finalists shall compete in one flight. If similar facilities are being used, competitors will take their final attempts from the same runway or circle they competed on during the preliminary attempts. If weather or facility conditions render this method unfair to some competitors, the referee may require that all trials be taken one at a time in the order drawn.

High Jump, Pole Vault Procedure

ARTICLE 3. In the High Jump and Pole Vault, each competitor is allowed an attempt in the order in which the competitor's name is on the scorecard. The competitor is granted a maximum of three attempts at any one height. The competitor may accept all three attempts or may choose to pass any of them. Meet management shall determine whether the competing order is random or based on entry performance.

Those who fail and choose to take a second attempt at the same height shall take this second attempt in the order drawn and, similarly, for their third attempt. Competitors may, likewise, pass their second and/or third attempt. Passes must be indicated before the start of the time limit.

Note: A "pass" is for a single attempt only. To pass all attempts at a given height, competitors must indicate that they are passing all three of their attempts at that height and it shall be so recorded.

The competitor is permitted to continue jumping or vaulting at subsequent heights but is eliminated from the event when three consecutive unsuccessful attempts have been made, regardless of the heights at which the unsuccessful attempts are made.

When the number of competitors exceeds 25, meet management shall select one of the following options:

- Proceed using one continuous flight;
- Use a qualifying competition, (see Rule 13-2.4), following the normal order of competition; or
- Use two or more flights following the normal order of competition. The overall placing is determined by combining the results of all flights. A tie for first place overall is broken only when the flights are concurrent, otherwise best place tiebreaking is used only within each flight.

SECTION 5. SCORING

Meet Scoring—Four or Fewer Teams

ARTICLE 1. Scoring in meets with four or fewer teams shall be recorded as follows:

No. of Teams in Meet	Individual Events								Relay Events			
2	5	3	2	1					5	3		
3	7	5	4	3	2	1			7	5	4	
4	9	7	6	5	4	3	2	1	9	7	6	5

Only two individual entries per institution shall score. One relay entry per institution shall score.

Meet Scoring—Five or More Teams

ARTICLE 2. Scoring in meets with five or more teams, and all championships meets regardless of the number of teams, shall be recorded as follows:

No. of Teams in Meet	Individual Events								Relay Events				
5 or fewer	10	8	6	4	2	1			10	8	6	4	2
6 or more (6 scoring)	10	8	6	4	2	1			10	8	6	4	2
6 or more (8 scoring)	10	8	6	5	4	3	2	1	10	8	6	5	4

All individual entries shall have the ability to score in the competition. One relay entry per institution shall score.

Alternate Scoring

ARTICLE 3. With consent of competing coaches, the following alternate scoring system may be used in meets with four or fewer teams. However, the scoring system in Article 1 is the default scoring system.

No. of Teams in Meet	Individual Events				Relay Events			
2	5	3	1		5	0		
3	5	3	2	1	5	3	0	
4	5	3	2	1	5	3	2	0

All individual entries shall have the ability to score in the competition. Only one relay entry per institution shall score.

Non-Scoring Institutions

ARTICLE 4. Each institution with a meet entry shall begin the competition with a team score of zero (0), and this score shall be reflected throughout the competition until a point is scored. At the conclusion of the competition, any institution without a scoring competitor shall be listed in the final results with a team score of zero (0).

Ties—Track Events

ARTICLE 5. If two or more competitors are judged as having tied for a place, points for the places involved shall be divided equally between these competitors. Example: In a triangular meet (using the default scoring system), there is a two-way tie for second place. Each competitor shall receive four and one-half points (five plus four divided by two). The next competitor shall receive three points for fourth place.

Ties—Throws and Horizontal Jumps

ARTICLE 6. In events in which place is decided by measurement (the throwing events, Long Jump and Triple Jump), ties produced by identical measurements shall be resolved by the second-best performances of the tying competitors; if a tie still remains, by the third-best performances, and so forth.

Ties—Vertical Jumps

ARTICLE 7. In the High Jump and Pole Vault, ties shall be resolved as follows (see accompanying example):

- a. The competitor with the lowest number of jumps at the height at which the tie occurs shall be awarded the higher place.
- b. If the tie still remains, the competitor with the lowest total of failures throughout the competition up to and including the height last cleared shall be awarded the higher place.
- c. If the tie still remains:
 - 1) If it concerns first place, the competitors tying shall have one more jump at each height, starting at the next height in the original progression above the tying height and, if a decision is not reached, the bar shall be raised if the tying competitors were successful, or lowered if not, 2 centimeters in the High Jump and 5 centimeters in the Pole Vault.
 - 2) Competitors tying must jump once on each occasion when resolving the tie.
 - 3) A competitor withdrawing from a jump-off shall concede any opportunity for a higher placing in the event, but shall not be barred from competition in any subsequent events, nor shall it negate a competitor's performance in that event up to the point of withdrawal.
 - 4) If all competitors eligible for a jump-off withdraw from the competition before it begins, those competitors shall tie for first place, and any team points shall be added together and divided equally between the tying competitors.
 - 5) If it concerns any other place, the competitors shall be awarded the same place in the competition, and any team points shall be added together and divided equally between the tying competitors.

Note: In the High Jump and Pole Vault, each competitor shall be credited with the best of all their jumps in the competition proper, including performances made in the jump-off of a first-place tie.

The following is a sample performance record for a High Jump:

(Key: - Passed; O Cleared; X Failed)

	1.78	1.83	1.88	1.93	1.98	2.03	2.08	2.13	TOTAL FAILURES	PLACE
A	---	XO	O	XO	---	XXO	XX-	X	4	3
B	O	O	O	X-	XO	XXO	XXX		4	3
C	O	O	--X	O	XXO	XXO	XXX		5	5
D	O	---	---	XXO	XXO	XO	---	XXX	5	1-J.O.

E --- X-- XO XO XO XO XXX 5 1-J.O.

It should be noted that competitors A, B, C, D and E all have cleared 2.03 and all have failed at 2.08. The apparent tie is separated as follows:

- a. Since D and E cleared 2.03 on the second attempt, while the others cleared on their third attempts, D and E are tied for first place and must jump-off (J.O.) starting at 2.08, the next height in the original progression.
- b. Since C has more total failures than either A or B, C is awarded fifth place.
- c. Since A and B cleared the height on the same jump and both have the same number of total failures, they tie for third place.

SECTION 6. SCORING—COMBINED EVENT

Scoring

ARTICLE 1. The winner of a Combined Event shall be the competitor who has scored the highest total number of points for all events, awarded on the basis of World Athletics (WA) scoring tables. (See Appendix A.) A competitor who is considered to have abandoned the Combined Event shall be listed in the final results as Did Not Finish (DNF) with no total points recorded.

A competitor who commits a referee-ruled infraction toward another competitor in any event of a Combined Event shall lose all the points gained in that event, but shall be permitted to compete in the remaining event(s) unless the referee determines that the loss of points is not a sufficient penalty.

Ties

ARTICLE 2. If two or more competitors achieve an equal number of points for any place in the competition, the higher place is awarded to the competitor who, in the greater number of events, has received more points than the other tied competitor(s). If a tie still exists between any of the competitors, the competitor with the highest number of points in any one event is awarded the higher place. A continuation of this process, if necessary, to the next highest number of points shall occur until the tie is resolved. Otherwise, it remains a tie.

SECTION 7. CHALLENGE/PROTESTS

Challenges

ARTICLE 1. At the conclusion of a trial, the field event competitor or the competitor's coach may verbally register a challenge to the event official regarding any action or ruling pertaining to their competitor's current attempt.

- a. A challenge shall only be allowed from the time the competitor is called up and the countdown clock starts to the time the next competitor is called up and their countdown clock starts.
- b. Physical evidence related to a competitor's performance shall be measured, recorded, unannounced, and preserved until the referee renders a decision.

Protests

ARTICLE 2 Protests relating to singular matters that develop during the conduct of the meet shall be made in writing at once and shall not be later than 15 minutes after the results have been deemed official and time stamped.

- a. For the heat, section or final of a track event involving the protest.

- 1) Including track events within the Combined Events.
- b. For the round of a horizontal jumping event or throwing event involving the protest
 - 1) Including these events within the Combined Events.
- c. For the competition of a vertical jumping event involving the protest.
 - 1) Including vertical jumping events within the Combined Events.

Note: Items regarding the start of a race are not protestable. See Rule 7-1.1 and 15-1.1

Review of Challenges and Protests

ARTICLE 3. The referee shall review each challenge or written protest:

- a. The referee shall review all evidence and circumstances regarding the challenge or protest.
 - 1) The written protest.
 - 2) The officials report of a perceived rule violation by a competition official
 - 3) Official meet video as designated by meet management prior to the start of the meet.
 - 4) Official photo-timing images.
- b. The referee(s) shall render a decision.
 - 1) The concurrence of two referees is required when no jury of appeal is appointed.
- c. Coaches of competitors affected by any referee's decision shall be notified by a referee.
- d. Results revised because of a referees decision due to a challenge, protest or disqualification shall be posted and announced.
- e. Protests relating to Rule 14-4.1 shall not interrupt an event, nor result in a disqualification, once the event begins.

Appeals

ARTICLE 4. If a jury of appeal has been appointed by meet management prior to the start of the meet,

- a. A referee's decision may be appealed through the appointed jury of appeal, in writing, not later than 30 minutes after the referee's decision has been announced. The referee must be interviewed and any official evidence available to the referee may be reviewed. If such evidence is not conclusive, the referee's decision shall be upheld. No further appeal is available. The result of an appeal shall be posted, and the affected coaches shall be notified by a member of the jury of appeals.

Tobacco Use

ARTICLE 5. The use of tobacco by student-athletes, or team or meet personnel (e.g., coaches, athletic trainers, managers and meet officials), is prohibited during competition. Any student-athlete, or team or meet personnel, who uses tobacco during competition shall be disqualified for the remainder of that competition.

SECTION 8. VIDEO

Official Meet Video

ARTICLE 1. Video declared by meet management as official meet video prior to the start of the meet shall be the only video used by any competition official.

Official Meet Video Review

ARTICLE 2. Video review, when available, shall be used by the referee for the sole purpose of either confirming or denying a perceived rule violation reported by a competition official; or used by the referee(s) and/or jury of appeals to address a submitted protest or appeal regarding the referee's decision to a perceived rule violation reported by a competition official or a decision rendered by a competition official.

Official Meet Video Review

ARTICLE 3. Video placed at the competition site of a field event by meet management, shall be used by the competition official assigned to that respective event with the responsibility to confirm either a legal or foul attempt by the competitor in the respective event.

a. Video confirmation may be displayed for view to athletes, coaches, and spectators, if approved by meet management prior to the start of the meet.

SECTION 9. ABBREVIATIONS

Standard Abbreviations

These are the abbreviations to be used in preparation of all start lists and result where applicable:

- Did not start - DNS
- Did not finish - DNF
- Disqualified - DQ
- No valid trial recorded - NM
- Qualified by place in track events - Q
- Qualified by time in track events - q
- Qualified by standard in field events - Q
- Qualified without standard in field events - q
- Advanced to next round by Referee - qR
- Advanced to next round by Jury of Appeal - qJ
- Lane violation noted without DQ - L
- Yellow Card - YC
- Second Yellow Card - YRC
- Red Card - RC

SECTION 10. CORRECTABLE ERROR

Within 72 hours after the last event of a meet, or before a subsequent round, results can be corrected without the need for formal protest if administrative errors are detected (i.e., incorrect calculation of team, individual or Combined Event scores, timing, placing or other errors based on factual evidence). A correctable error shall include a coach's request to review the order of finish from a Fully Automatic Timing (FAT) system.

SECTION 11. RECORDS

Wind Measurement

ARTICLE 1. Official acceptance of a world, American or NCAA championships record in the Long Jump, Triple Jump or in any race that is not run around the complete oval of the track, requires that a calibrated wind instrument shall

record that any assisting wind does not exceed an average velocity of 2 meters per second. An assisting wind is one that blows at a runner's back, either directly or in a slanting direction.

The length of time that shall be averaged for each event is as follows:

- Long Jump and Triple Jump—five seconds;
- 100 Meters—10 seconds;
- 100 or 110 Hurdles—13 seconds;
- 200 Meters—10 seconds.

When the 200 Meters is run around one curve, the length of time shall begin as the runners enter the straightaway.

The wind velocity measurement shall be initiated when the competitor passes a mark 40 meters from the takeoff board in the Long Jump and 35 meters from the takeoff board in the Triple Jump. If the competitor runs fewer than 40 meters in the Long Jump or fewer than 35 meters in the Triple Jump, the wind velocity shall be measured from the start of the run.

A wind instrument is one that employs the use of a directional tube and measures meters per second. The wind measuring instrument shall be placed beside the sprint track, inside the oval, preferably 50 meters from the finish line. In the Long Jump and Triple Jump, the wind measuring instrument shall be 20 meters from the takeoff board furthest from the pit that is used in the competition. The instrument shall not be more than 2 meters from the track or runway, and shall be approximately 1.22 meters above the competition surface.

The wind gauge shall be read in meters per second, rounded and recorded to the next higher tenth of a meter per second in the positive direction (i.e., a reading of 2.03 meters per second shall be recorded as 2.1; a reading of -2.03 meters per second shall be recorded as -2.0).

Note: NWI means that no wind indicator was used. It does not mean a measurement of zero or no wind.

Records in Hurdles

ARTICLE 2. When hurdles do not conform to official specifications, a record shall not be allowed.

Records in Preliminaries

ARTICLE 3. Records made in track or field preliminaries, or in qualifying competitions, may be accepted even if the competitor does not place in the final.

Records in Field Events

ARTICLE 4. To be accepted as records, performances in field events must occur within the number of attempts officially permitted, must be measured with a steel tape or a certified scientific measuring device, and must be measured metrically. Additional trials for records shall not be recognized.

The referee or implement inspector must verify that the throwing implements were certified before competition (i.e., check for the identifying mark) and recertified after record performances.

Records in High Jump, Pole Vault

ARTICLE 5. In the High Jump and Pole Vault, the crossbar height shall be measured before each record attempt, or if the bar had been touched by a competitor, before another competitor also jumping at the record height.

Records in Combined Events

ARTICLE 6. The conditions imposed for recognizing a Combined Events record shall have been complied with in each of the individual events, except that, in events that measure wind velocity, the following shall be satisfied: The average velocity (i.e., the sum of the wind velocities, as measured for each individual event, divided by the number of such events) shall not exceed positive 2.0 meters per second.

NCAA Championships Records

ARTICLE 7. NCAA Championships records shall be the only records maintained by the NCAA.

Each records chair is responsible for obtaining certification of records set at their respective championships using the WA record form. These records forms should be given to the respective NCAA liaison, used as the basis for the record and kept on file at the NCAA national office.

RULE 14

The Competitors

SECTION 1. COMPETITOR RESPONSIBILITIES

ARTICLE 1. Competitors are to abide by the letter and spirit of the rules and shall be responsible for conducting themselves in an honest and sporting fashion at all times toward opponents, officials and spectators.

Competitors who conduct themselves in an unsporting manner, who are offensive by action or language, or who are found to be in violation of the code of conduct, shall be warned or disqualified by the referee from the event and from the remainder of the meet.

Duties

ARTICLE 2. A competitor shall report to the clerk of the course, or the head judge for a field event if so instructed, not later than the check-in time designated by meet management and shall promptly be at the clerking location of each competition in which entered. A competitor shall also be responsible for:

- a. Wearing the proper uniform as prescribed within Rule 6-4.1 when checking in with the clerk of course or assigned competition official and during the competition.
- b. Wearing and displaying the correct identification if assigned by meet management when checking in with the clerk of course or assigned competition official and during the competition.
- c. Having their equipment checked when checking in with the clerk of course or assigned competition official.
- d. Having throwing implements measured and checked by the assigned implement inspector during the time frame designated by meet management.

SECTION 2. FAILURE TO PARTICIPATE

- a. Participation is the **requirement** that a competitor start the athletic challenge requirements for a field event or any round of a track event, according to the rules of the event.
- b. For all team scored competitions, a failure to participate by an athlete entered or declared in an event shall be barred from all remaining events in the current meet and performances prior to the failure to participate remains valid.
- c. For all team scored competitions, competitors or relay teams must participate in the trials and/or finals of all events in which they are entered and/or declared, defined as a form of commitment to compete. Such participation is also required in subsequent rounds as a result of qualifying, or when participation is a criterion for entry in a subsequent meet. For the initial rounds of all competitions, a declaration/commitment procedure and a withdrawal procedure, with appropriate deadlines for individual and relay

team members, excluding alternates, must be published. Actual participation is a default commitment. When an institution's relay team declares, but does not participate in the competition, individual competitors declared on the relay team shall be allowed to participate in subsequent events of the competition.

- d. For all team scored competitions, the referee, upon proper protest, based upon all authorized evidence and considering circumstances beyond the competitor's control (including documented severe medical conditions) shall determine whether circumstances clearly demonstrate that a violation of this rule has occurred. The referee shall disqualify competitors for violating the failure to participate rule.
- e. An athlete failing to attempt a start or make a trial in any event of a Combined Event shall be considered to have abandoned the Combined Event and shall not be allowed to participate in any following event within the combined-event competition. At the time of abandonment, the athlete will receive a Did Not Finish (DNF) and zero points for the competition.
- f. Time schedule changes preventing competitor(s) from fulfilling their obligation is not considered failure to participate.
- g. This rule shall not preclude conferences or championships meet management from creating additional restrictions published in handbooks and manuals.

SECTION 3. ASSISTANCE AND ELECTRONIC DEVICES

Assistance

ARTICLE 1. On the report of an official, or from a properly filed protest, the referee shall warn or disqualify a competitor who gives or receives assistance, a competitor who is determined to have been directly or unduly aided by a coach, a teammate not in the event, or a non-competitor associated with the competitor's team, or a competitor who is indirectly aided from inside the competition area by a coach, a teammate not in the event, or a noncompetitor associated with the competitor's team.

- a. For the purpose of this rule, the following shall be considered assistance and, therefore, not allowed:
 - 1) The visible possession or use by athletes of video, audio or communications devices in the competition area.
 - 2) Using any device or technology that provides the user with an unfair advantage over another athlete.
 - 3) Using any appliance that has the effect of increasing the dimension of a piece of equipment beyond the permitted maximum in these rules, or that provides the user with an advantage that would not have been obtained using the equipment specified in the rules.
 - 4) Pacing in races by persons not participating in the same race, by lapped competitors or those about to be lapped by competitors of the opposite gender in the same race.
 - 5) Individual markers in the form of tape or other material used for any track event except as specifically authorized.
- b. For the purpose of this rule, the following shall not be considered assistance, and therefore allowed:
 - 1) Communication between competitors and their coaches within designated areas.

- 2) Viewing by athletes competing in field events of images of previous trial(s), recorded on their behalf by persons not placed in the competition area. The viewing device or images taken from it shall not be taken into the competition area.

Note: The primary purpose of a Coaches Box is to give the participating coach the opportunity to have an unobstructed view of the competition area. While video recording is allowed in the Coaches Box, video review with the athlete must take place in a designated area that will not obstruct any other coaches' view of the competition area. The back side of the Coaches Box could be used, as long as it does not block the view of the competition area for any coach.

- 3) In non-scored competitions, meet management may allow for pacing by individuals legally entered into a race or by the use of pacing light technology.
- 4) In meets involving five or fewer teams, meet management may allow coaches onto the field of competition to confer with event competitors while not in an attempt.
- 5) Crossing the track to confer with an athlete's coach before the scheduled start time of the first track event not part of a Combined Event.
- 6) Crossing the track, under the supervision of an official, to confer with an athlete's coach after the scheduled start time of the first track event not part of a Combined Event.
- 7) Medical examination/treatment deemed necessary, within the competition area, to enable a competitor to participate or continue participation without assistance. Such examination/treatment shall be administered by those authorized by meet management for such purpose, including team medical personnel, and may occur outside the competition area. Such intervention shall not delay the conduct of the event or a competitor's trial in a designated order.
- 8) Any kind of verifiable open wound protection or personal safeguard that does not provide a direct aid in the specific execution of the event (i.e., torso belt, wrist band, shoe strap).

Note: See Rules 16-1.5b and 16-3.5c for permissible substance use to promote a better grip.

Electronic Devices

ARTICLE 2. During competition, only coaches may use smart phones and portable computers (e.g., iPads, tablets, etc.) for purposes of video review in field events and for timing in track events. Coaches, athletes, competitors and officials shall not use video or audio communication devices [e.g., radio transmitters or receivers, mobile phones, smart watches, computers, unmanned aerial systems (e.g., drones) or any similar devices in the competition area] except as authorized by meet management for meet administration.

SECTION 4. COMPETITOR ATTIRE

Uniform

ARTICLE 1. When engaged in competition, each competitor must wear an official school-issued team uniform that consists of two components, a top and a bottom. A one-piece body suit is acceptable as a combination of the two components.

- a. Competitors who are not in proper uniform compliance will not be allowed to complete until a compliant uniform is worn.
- 1) The competition shall not be delayed to accommodate compliance with the rule.
- b. On any single day of competition, all team members must wear uniforms of the same color or combination (e.g., white top, red bottom).
- 1) Teams may change uniform colors from one day to another for multiple day meets.
 - 2) Men's and women's programs from the same institution are separate teams, and are not required to have uniforms of identical color.
 - 3) If a one-piece body suit is worn it shall be of the same color as the top worn by other members of the institution's team
- c. Competitors on the same team are not required to wear the same style of uniform.
- d. The uniform top must, by design and size, cover the full length of the torso, meeting or hanging below the waistband of the bottoms, while the competitor is standing, and allow for meet management-issued identification to be placed above the waist, front and back.
- 1) Uniform tops must be worn so to not obscure hip numbers.
 - 2) Additional visible clothing is an undergarment. It must be worn under the uniform and be of a solid color.
- e. Competitors shall not use or wear artificial noisemakers.
- f. Wearing any part of the official team competition uniform illegally (that is, top off or intentionally shortened, shoulder straps lowered) while in the area of competition shall lead to a warning by the nearest official and a report of uncorrected violations shall be made to meet management, referee and offending competitor's coach

Note 1: Uniforms, meet management issued identification and shoe compliance rules shall be enforced through inspection by the clerk of the course or the head field event official at initial event check-in. Violators shall be warned, given the chance to correct the violation, and reported as provided in the rule..

Manufacturer Logos

ARTICLE 2. Per NCAA Bylaw 12.5.4, an institution's official uniform and all other items of apparel (that is, team jersey, socks) that are worn by student-athletes in competition may bear a single manufacturer's or distributor's normal trademark, not to exceed 2-1/4 square inches, including any additional material (i.e., patch) surrounding the normal trademark or logo. The logo or trademark must be contained within a four-sided geometrical figure (that is, rectangle, square, parallelogram).

An institution's official uniform cannot bear a design element similar to the manufacturer's that is in addition to another logo or that is contrary to the size restriction.

A student-athlete representing an institution in intercollegiate competition is limited to wearing apparel items that include only the logo of an apparel manufacturer or distributor. This restriction shall not include logos that identify the student-athlete's institution or conference.

These restrictions apply to all apparel worn by student-athletes during the conduct of competition, including pre-meet or post-meet activities.

Commemorative/Memorial Patches

ARTICLE 3. As authorized by the institution or conference, a commemorative or memorial patch to be worn by an institution is allowed as long as no safety hazard is created (e.g., names, mascots, nicknames, logos, and marks intended to celebrate or memorialize persons, events, or other causes). The patch shall not exceed 4 square inches and must be placed on the front or sleeve of the uniform and may not interfere with any required markings. While not all team members are required to wear the patch, the patch must be identical for those who choose to wear the patch. As authorized by the institution or conference, other names/words intended to celebrate or memorialize persons, events, or other causes are allowed on the back of the jersey/uniform where the player name is traditionally located. The names/words may vary by team member.

Bibs, Identification

ARTICLE 4. Meet management may require competitors to wear a prescribed form of identification during competition, such as a front and/or back bib, a hip number or a front facing identification number. A bib number does not have to be numerical and shall not be used in conjunction with a front facing identification number.

- a. In meets in which competitors' bibs are officially prescribed:
 - 1) The bib must be worn as intended and visible without alterations while the athlete is competing.
 - 2) If worn on the front of the uniform, it shall be placed above the waistline and below the institution's name and/or logo.
 - 3) Institution and sponsor logos shall not be obscured.
- b. In meets in which hip numbers are officially prescribed:
 - 1) Institution and sponsor logos shall not be obscured, and uniform requirements shall be observed.
- c. In meets in which bibs are not officially prescribed, a front facing identification number may be required by meet management in track events that do not finish in lanes only.
- d. In all jumping events, the competitors may wear the bib on either the back or front.
 - 1) The front facing identification number must be visible without alterations when the athlete is competing and shall be worn above the waistline and below the institution's name and/or logo.
 - 2) There shall be no front facing identification number issued or worn by participants in track events that finish in lanes.

Shoes

ARTICLE 5. Competitors may compete in bare feet or with shoes on one or both feet. The purpose of shoes for competition is to protect and stabilize the feet and provide a firm grip on the ground. Such shoes must be constructed to give a competitor no unfair additional advantage. Incorporating any technology and/or device in the shoe's construction that artificially enhances a competitor's performance is not permitted. Any type of shoe must be listed on the World Athletics approved list.

Customizations are only permissible in accordance with Regulation 7 of the Athletic Shoe Regulations for medical/safety reasons and need WA approval.

The sole of the shoe (including the part beneath the competitor's heel) may be constructed as to provide for the use of up to 11 spikes. Features on, and part of, the sole and/or heel (grooves, ridges, indentations or protuberances) are permissible if constructed of the same or similar material as the sole.

When a competition is conducted on a synthetic surface, the part of each spike that projects beyond the plane where the sole or heel touches the surface must not exceed 9 millimeters, except in the High Jump, in which it must not exceed 12 millimeters. Spikes shall have a maximum diameter of 4 millimeters for the one-half of their total length closest to the tip. Facility considerations may further limit the type of spikes allowed.

For all field events, the sole at the center of the athlete's forefoot must not be higher than the sole at the center of the athlete's heel.

The maximum thickness of individual event shoe soles are as follows:

For all field events except triple jumps - 20mm;

For triple jump - 20mm;

For track events (including hurdle events) up to but not including 800 meters - 20mm;

For track events 800m and above (including steeplechase events) - 20mm;

For relay events the rule applies to the distance of the leg being run by each athlete.

Athletes may not use appliances, either inside or outside the shoe, which will have the effect of increasing the thickness of the sole above the permitted maximum, or which can give the wearer an advantage which would not be obtained from the type of shoe described in the previous paragraph. The thickness of the sole shall be measured as the distance between the inside top side and the outside under side that contacts the ground, including the above-mentioned features and any kind or form of loose inner sole.

Note: Orthotic inserts required for medical purposes are exempt from this rule.

A competitor may appeal the clerk of the course or a head event judge's decision as to the legality of shoes to the referee. If the referee deems that the shoe does not comply with the aforementioned parameters, the referee shall immediately disqualify the competitor.

RULE 15

Track Events

SECTION 1. THE START

Control of Start

ARTICLE 1. The starter has sole control over all aspects of the start.

- a. The starter's decisions shall be final.
- b. A starting-area marshal shall be assigned to help keep the starting area clear and quiet.
- c. The starter shall confer only with the officials assigned to the starting line (assistants to the starter and starting-area marshal) in cases in which there are questions concerning the start.
- d. Practice starts in the immediate area of the starting line are not allowed in conjunction with the starter's commands.

Start

ARTICLE 2. All races shall be started as the result of the starter activating a signal.

- a. The signal shall be the report of a pistol that can be cocked, or an electronic tone that is clear, crisp, distinct and at least 90dB at 15 feet.
- b. The pistol shall not be less than .32-caliber.
- c. A simultaneous flash/smoke generated by the pistol or an electronic flash/strobe shall be clearly visible.
- d. A misfire shall not be a start.
- e. A visual signal shall be incorporated for the hearing impaired.

Starting Blocks

ARTICLE 3. Meet management may restrict starting block use to only those the meet management authorizes and may require the use of starting blocks.

- a. Starting blocks must conform to the requirements in Rule 3-2.
- b. Starting blocks may be used only in individual races 500 meters or less and in relays in which the first leg is 400 meters or less.
- c. The starting blocks must be set within each competitor's assigned lane without overlapping the starting line.

Starting Races—500 Meters and Shorter

ARTICLE 4. The starter, after receiving a "ready" signal from the head finish judge and alerting all competitors, shall direct the runners to "On your marks."

- a. The runners shall take the "On your marks" position, either crouched or standing, without delay and in such a way that no part of the body, excluding hair, touches the track on or beyond the starting line, or outside their assigned lane.

b. Competitors in races with staggered starts may place their hands outside their lanes, but not beyond the starting line extended.

c. The starter then shall direct them to “Set.” At this command, all competitors shall at once and without delay assume their full and final set positions. Then, when all are motionless, the starter shall discharge the pistol/starting device.

Starting Races—Longer than 500 Meters

ARTICLE 5. The starter shall have the runners take a position not more than 3 meters behind the starting line.

a. On the command “On your marks,” runners shall, without delay, advance to the starting line and, when all competitors are steady and motionless without their hands touching the ground, the starter shall discharge the pistol/starting device.

Recall Point

ARTICLE 6. In a race in which the start is not in lanes, the race shall be recalled for any incident that a member of the start team determines resulted in an unfair start.

a. The incident must have occurred within close proximity to the start line, which is defined as being within 50 meters, and be clearly associated with the start.

Staggers

ARTICLE 7. Meet management shall determine and publish prior to the start of the meet any events that will be conducted with a waterfall start from staggered alleys.

a. In events run in lanes around at least one turn, the starts and relay exchange zones must be staggered so that competitors and/or relay teams run the same distance.

1) The 200 Meters shall use a one-turn staggered start with competitors starting and finishing in their assigned lane.

2) The 400 Meters and 4x100 Relay shall use a two-turn staggered start with competitors and/or relay teams starting and finishing in their assigned lane.

3) The 4x200 Relay shall use a four-turn staggered start with competitors and/or relay teams starting and finishing in their assigned lane.

4) The 800 Meters shall use a one-turn staggered start when competitors start from individual lanes.

a) The start of a final in the 800 Meters shall be conducted from individual lanes with a one-turn staggered start.

5) The 4x400 Relay and/or 4x440 Relay shall use a three-turn stagger start from individual lanes.

6) The 4x800 Relay shall use a one turn staggered start from either lanes or alleys.

b. If the number of competitors exceeds the number of lanes on the track, all events shall use a waterfall start, which may be staggered, or a staggered in-lane alley start.

1) In first or subsequent round heats or in a timed section final of the 800 Meters and 4x800 Relay, a one-turn waterfall start from staggered alleys may be used.

- a) In the 800 Meters, a maximum of twelve competitors shall be assigned to any heat or section when using a one-turn waterfall start from staggered alleys.
- 7) In the 1500 Meters, Mile, 3000 Meters, 5000 Meters, 10,000 Meters and Distance Medley Relay, a one-turn waterfall start from staggered alleys may be used.
- 8) In the 5000 Meters and 10,000 Meters, a one turn waterfall start from staggered alleys with two rows of competitors on either or both of the staggered alleys may be used.
- c. If there are two or more heats and/or sections of an event, all heats and/or sections of the event shall use the same starting procedure.
- d. When using a staggered waterfall start from alleys, approximately two-thirds of the competitors shall be placed on the main waterfall start and one-third on the staggered waterfall start.
 - 1) When the number of competitors in a heat or section cannot be equally divided into thirds, the greater number of competitors over a third shall be placed on the main waterfall start.

SECTION 2. STARTING VIOLATIONS/PROCEDURES

Competitor Violations

ARTICLE 1. Violations and resulting procedures at the start of a race include:

- a. If a competitor at the start of a race uses tactics obviously intended to disconcert an opponent, the competitor shall be warned by the starter and, if such action is repeated, shall be disqualified.
- b. A false start may be charged to a runner who fails to comply promptly with the command "On your marks" or with the various requirements of the command "Set" after being warned.
- c. If a competitor commences the starting motion after assuming a full and final set position and before the report of the pistol/starting device, it shall be considered a false start and the competitor shall be disqualified unless the starter has cancelled the start.
- d. If a member of the start team signals a recall, then after consulting with all members of the start team, the head starter shall give one of the following visual indications by the raising of the appropriate card while standing in front of the athlete(s) who were responsible for causing the recall:
 - 1. Green – if no violation was deemed to have occurred.
 - 2. Yellow – warning to an athlete that they will be disqualified if they commit the same action again.
 - 3. Red – the offending athlete has been disqualified.
- e. In a Combined Event, a competitor shall be warned for the first false start and disqualified only after they have been charged with two false starts.

Note 1: In races in which starting blocks are used, commencement of the start is defined as movement resulting in one or both hands losing contact with the ground, or one or both feet losing contact with the foot plates of the starting blocks.

Note 2: In races in which meet management requires the use of a WA-approved start information system, the competitor shall have both feet in contact with the pedals of the starting blocks before the set command. Compliance is mandated to fulfill the requirements of the start when utilizing the WA-approved start information system.

Start Team Procedures

ARTICLE 2.a. If a member of the start team judges the start as unfair, they shall recall the competitors with a second pistol shot. If the starter judges the unfair start was due to one or more competitors “beating the pistol,” it shall be considered a false start and the starter must charge the offender(s), who shall be disqualified. If the unfair start is not due to any competitor, a false start shall not be charged.

b. For any reason, either before or after the word “Set,” a member of the start team may cancel a start by directing all runners to stand up. After allowing the runners a brief time for adjustments, a new start shall be made. The starter must conform to the prescribed commands as set forth in the rules.

Note 1: The starter usually finds it necessary to disqualify only one runner for a false start. By quickly saying “Stand up” after a break, the starter can release the other runners from their marks. Runners who, in the starter’s judgment, have been led off their marks by a false starter shall not be disqualified. However, if two or more runners break together, the starter must disqualify all of them.

Note 2: Communication by the start team regarding its decision concerning a violation, warning or cancellation shall be accomplished in compliance with Rule 12-9.1e.

Note 3: An intentional false start is considered misconduct.

SECTION 3. THE FINISH

Placing Finishers

ARTICLE 1. The runners shall be placed in the order in which any part of their torso (as distinguished from an appendage such as the head, neck, arms, legs, hands or feet) reached the perpendicular plane of the nearer edge of the finish line.

Finish Tape

ARTICLE 2. When fully automatic timing is used, finish tape shall not be used directly at the finish line.

Returning in Lanes

ARTICLE 3. To help the judges identify the place winners of races run in lanes when photo finish equipment is not in use, finishing runners should return in their lanes to the finish line.

SECTION 4. LEGAL RUNNING

Legal Running in Lanes

ARTICLE 1. In all races started in lanes, competitors shall keep within their assigned lanes from start to finish, or for the in-lane portion. However, without material advantage gained and no other runner being obstructed, a competitor may run outside their assigned lane in the straightaway or outside the outer line of the lane on a curve.

Legal Running Without Lanes

ARTICLE 2. The following situations shall constitute legal running in non-laned track events:

a. A competitor may run anywhere on the track at any pace or any change of pace as long as they do not use any body or arm action to impede another runner’s progress.

- b. A competitor may pass another runner legally on either the right or left side.
- c. A competitor may cut in front of another runner, provided that the overtaking runner has one full stride. This also applies to the curved-line start.
- d. A competitor who is lapped in a distance race shall run a normal course.

Note 1: If a runner is required to withdraw, the runner shall exit to the inside of the track.

Note 2: Meet management has the authority to determine the number of lapped runners who shall remain in the competition.

Legal Running Direction

ARTICLE 3. The direction of running around the oval track shall be left hand inside.

SECTION 5. RUNNING VIOLATIONS

All Races

ARTICLE 1. When a competitor commits a flagrant infraction in a race to aid a teammate, all persons from the offending team in that race shall be disqualified. Interference by a coach or a teammate not in the event shall also apply. Such an infraction shall be reported by a competition official and ruled on by the referee.

Note: The violations listed in this section are in addition to those of assistance in Rule 14-3.1.

In Lanes

ARTICLE 2. The referee, upon receiving the report of a perceived rule violation from a competition official, after review of official meet video, if available, and consulting with the appropriate officials, shall disqualify a competitor who:

- a. Flagrantly impedes another runner;
- b. In a race run on a curve, steps on or over the lane line to the left with **more than one step anywhere on any curve for the entirety of the race;**
- c. Does not start and finish within their assigned lane in races that start and finish in lanes; or
- d. In a race starting but not finishing in lanes, does not cross the break line within their assigned lane.

Note: The referee, after consulting with the appropriate officials, shall not disqualify a competitor who is pushed or forced by another runner to step on or over the curb without material advantage gained.

Note 2: Relay teams are considered as one entity. Therefore, the second reported lane line or curb violation by any runner of the relay shall constitute a disqualification by the running referee.

Not in Lanes

ARTICLE 3. The referee upon receiving the report of a perceived rule violation from a competition official, after review of official meet video, if available, and consulting with the appropriate officials, shall disqualify a competitor who:

- a. Impedes another runner;
- b. Cuts in front of another runner without proper clearance or one full stride on the waterfall start line;
- c. Veers to the right or to the left so as to flagrantly impede a challenging runner or forces the challenging runner to run a greater distance;

- d. Voluntarily leaves the track/course or clearly abandons the race, then returns to continue the race;
- e. Tries to force a way between two leading runners and makes direct contact so as to impede the progress of either;
- f. Gains a meaningful advantage by failing to complete the prescribed course that is defined by a legal marking system; or
- g. Steps on or over the curb with more than one step anywhere on any curve for the entirety of the race.

Note: The referee, after consulting with the appropriate officials, shall not disqualify a competitor who is pushed or forced by another runner to step on or over the curb without material advantage gained, or steps on or over the curb on the straightaway unless an advantage is gained by improving position.

Note 2: Relay teams are considered as one entity. Therefore, the second reported lane line or curb violation by any runner of the relay shall constitute a disqualification by the running referee.

SECTION 6. HURDLES

Hurdle Placement

ARTICLE 1. In order to assure equitable competition:

- a. Hurdles may be run in alternate or consecutive lanes, as determined by meet management; and
- b. Hurdles shall be placed in all lanes.

Violations

ARTICLE 2. The referee, after consulting with the appropriate officials, shall disqualify a competitor who:

- a. Advances or trails a leg or foot outside the hurdle width and below the top horizontal plane or plane extended of the hurdle;
- b. Does not hurdle each hurdle within the competitor's lane;
- c. Deliberately knocks down any hurdle; or
- d. Deliberately knocks down any hurdle by hand.

SECTION 7. STEEPLECHASE

The referee, after consulting with the appropriate officials, shall disqualify a competitor who:

- a. Advances or trails a leg or foot outside the barrier width and below the top horizontal plane of the barrier;
- b. Does not traverse over each barrier; or
- c. Does not go over or through the water.

SECTION 8. RELAYS

Relay Racing

ARTICLE 1. Four unique competitors of the same gender constitutes a relay team, each of whom (except in shuttle relays) carries a baton.

Relay Substitution

ARTICLE 2. Any eligible student-athlete who is a member of an institution's team is eligible to participate as a member of an institution's relay team at any time during a competition.

Common Relay Events

ARTICLE 3. Relays commonly run include:

- a. 4x100 Relay.
- b. 4x200 Relay, a four-turn stagger is recommended.
- c. 4x400 Relay or Mile Relay, a three-turn stagger shall be used.
- d. 4x800 Relay.
- e. 4x1500 Relay or 4x1600 Relay.
- f. Sprint Medley Relay (100, 100, 200, 400), a three-turn stagger is recommended.
- g. Sprint Medley Relay (200, 200, 400, 800), a three-turn stagger is recommended.
- h. Distance Medley Relay (1200, 400, 800, 1600).
- i. Shuttle Hurdle Relay (4x110 - men, 4x100 - women).

Note: Where appropriate, distances of relay legs for an entire event may be of imperial measure.

Positions for Receiving the Baton

ARTICLE 4. In the sprint relays, outgoing runners, while waiting for the baton, must be positioned entirely inside the 30 meter exchange zone within the runner's lane. Outgoing runners may place two separate pieces of self-adhering, affixed tape or suitable material as determined by meet management on the track. When conditions dictate, the use of tacks may be used to assure that the markers stay in place. These markers may not be longer than the width of the lane nor wider than 2 inches, and may be placed anywhere within the outgoing runner's lane. These marked points may be outside the exchange zone.

In all other relays around the track, outgoing runners shall start their running after establishing a position entirely within the 20-meter passing zone, not touching the ground outside the zone. Outgoing runners may not place any markings on the track.

Receivers for relay exchanges that do not occur in assigned lanes shall line up, as instructed by an official, in the same relative position as their incoming teammates; the leaders shall pass in the first position, the second-place holders in the second position, etc. This lineup position is determined and should be maintained when the leader is at the beginning of the straight before the pass. When interference is not possible, receivers may move to the inside and should maintain the same relative positions.

Passing the Baton

ARTICLE 5. In all relays around the track, the baton must be passed between teammates within the defined exchange zone. In the 4x100 and 4x200 Relays, each exchange zone shall be 30 meters. For the Sprint Medley Relay (200, 200, 400, 800), the first two exchange zones shall be 30 meters, and the third exchange zone shall be 20 meters.

For the 4x400 and longer relays, each exchange zone shall be 20 meters. The exchange zones shall start and finish at the edges of the zone nearest the start line on the direction of the run.

The baton must be passed, not thrown, by each runner to the succeeding runner. It is only the position of the baton that is decisive during the exchange.

If the receiver's body is beyond the exchange zone but the baton is within it, it is a legal pass. The passing of the baton commences when the baton is first touched by the outgoing runner and is completed when the baton is solely in the possession of the outgoing runner. If, in a genuine attempt to pass the baton, it is dropped within the passing zone, either runner may retrieve it. A baton dropped outside the passing zone must be recovered by the person who dropped it. The runner recovering the baton may leave the assigned lane or track provided no other runner is impeded and the distance to be covered is not lessened. A member of a relay team may not run outside the passing zone for the purpose of taking the baton from a faltering or fallen teammate.

In all relay exchanges, runners shall start within their exchange zone. If a runner does not follow this rule, their team shall be disqualified.

After Passing the Baton

ARTICLE 6. Incoming and outgoing competitors, after exchanging the baton, must remain in their lanes or established paths until the course is clear in order to avoid contact with the other competitors. When interference is no longer possible, incoming and outgoing runners should move to the inside.

Shuttle Hurdle Relay

ARTICLE 7. In the Shuttle Hurdle Relay, the exchange zone begins 1.22 meters in front of each starting line. The outgoing runner must be motionless and may not leave the starting line until the incoming runner's torso breaks the plane of the exchange zone.

SECTION 9. RELAY RACING VIOLATIONS

The same rules and penalties with reference to flagrant infractions or illegal assistance that apply to other track events also shall apply to relay racing. In addition, the referee, after consulting with the appropriate officials, shall disqualify a relay team when:

- a. During a relay race, any member of that team is disqualified;
- b. Any member of a team uses a device or substance on either hand that enhances contact with the baton (i.e., gloves, tape or adhesive substances);
- c. The baton is passed outside the defined passing zone;
- d. The baton is recovered illegally after being dropped;
- e. While running, a team member transports the baton in a manner other than in the hand;
- f. The last runner of the team finishes the race without a baton;
- g. After passing the baton, a runner veers out of the passing lane or from a straight course and flagrantly impedes an opposing runner;
- h. Assuming a preparatory position in any race run in lanes, any part of the outgoing runner's body breaks the plane of the adjacent lane lines so as to flagrantly interfere with another runner;
- i. The outgoing runner waiting for the baton does not take a position entirely within the exchange zone, except as noted in Rule 15-8.4 or Rule 15-8.7;
- j. A team member runs more than one leg; or
- k. Each team member does not run the specified relay leg distance.

SECTION 10: PROCEDURES FOR FORMING HEATS

ARTICLE 1. Meet management shall abide by the following procedures when forming heats.

- a. No qualifying round prior to a final shall have fewer than two competitors in a heat.
- b. There shall be a maximum of two rounds of competition conducted in track events that qualify competitors for a final based on time only.
- c. For track events that start in lanes, the number of competitors or relay teams in a qualifying heat shall not exceed the number of legal lanes available for the respective event at the venue.
 - 1) If competitors equal to or less than the number of legal lanes available for the event at the venue, are either entered or report to the clerk of course by the close of check in for the respective event, the event shall be conducted as a final only.
- d. For the 1500 Meters, Mile, 4x800 Relay, Distance Medley Relay and the 800 Meters when not started in lanes, the number of competitors or relay teams shall have a maximum of twelve competitors or relay teams in any qualifying heat.
 - 1) If 12 or less competitors are either entered or report to the clerk of course by the close of check in for the respective event, the 1500 Meters, Mile, 4x800 Relay and Distance Medley Relay shall be conducted as a final only.
- e. For the 3000 Steeplechase the number of competitors shall have a maximum of eighteen in any qualifying heat.
 - 1) If 18 or less competitors are either entered or report to the clerk of course by the close of check in for the event, the 3000 Steeplechase shall be conducted as a final only.
- f. For the 3000 Meters and 5000 Meters, the number of competitors shall have a maximum of 32 competitors in any qualifying heat.
 - 1) If 18 or less competitors are either entered or report to the clerk of course by the close of check in for the event, the 3000 Meters and 5000 Meters shall be conducted as a final only.
- g. For the 10,000 Meters, the number of competitors shall have a maximum of forty-eight competitors in any qualifying heat.
 - 1) If 24 or less competitors are either entered or report to the clerk of course by the close of check in for the event, the 10,000 Meters shall be conducted as a final only.

Procedures for Forming First Round Heats

ARTICLE 2. Meet management shall use one of the following two methods to form heats in the first round of competition when the published meet schedule has two or more rounds of competition.

- a. In track events where competitors qualify for a subsequent round of competition based on a combination of place and next best times.
 - 1) The declared competitors shall be assigned to first round heats in the order their names are listed on the ranked performance mark list, working alternately from left to right and right to left.
- b. In track events where competitors qualify to a final round of competition based only on best times.
 - 1) The declared competitors shall be assigned to first round heats in the order their names are listed on the ranked entry performance mark list.

- a) In track events that start in lanes, heats shall be formed by first seeding ranked competitors in groups not greater than the number of legal lanes available for the respective event at the venue (e.g., a maximum group of nine if there are nine legal lanes for the event, a maximum group of six if there are six legal lanes for the event) per the number of heats scheduled for the event. Groups shall be formed by seeding the competitors with the highest-ranked entry performance marks from the ranked performance mark list first, in the same heat and grouping, the competitors with the next best entry performance marks next, and so on.
- b) In all other track events, heats shall be formed by seeding a balanced number of competitors into groups, using the serpentine method to create competitive equity for each heat, starting with the highest-ranked entry performance marks from the ranked performance mark list first.

Procedures for Forming Subsequent Round Heats or Finals

ARTICLE 3. Meet management shall use the following procedures to form heats for subsequent rounds of competition or a final after completion of the first round of competition when the published meet schedule has two or more rounds of competition.

a. In track events where competitors qualify for a subsequent round of competition and finals based on a combination of place and next best times, heats shall be formed by weighing place first and time second.

- 1) First, seed the group of first place competitors as a unit by the ranked order of their time in the previous round of competition. Working from left to right, and from right to left.
- 2) Second, if applicable, seed the group of second place competitors as a unit by the ranked order of their time in the previous round of competition. Working from left to right, and from right to left.
- 3) Third, if applicable, continue to seed the next group of place competitors as a unit by the ranked order of their time in the previous round of competition, until all groups of place qualifiers have been exhausted. Working from left to right, and from right to left.
- 4) Lastly, seed the group of best time qualifiers as a unit by their ranked order of time in the previous round of competition. Working from left to right, and from right to left.

b. In track events where only two rounds of competition has been scheduled and qualifying to the final round of competition is based only on best times.

- 1) For track events that start in lanes, the final shall be formed from competitors with the best times in the previous round of competition equal to the number of legal lanes available on the track.
- 2) For track events that do not start in lanes, the final shall be formed from competitors with the best times in the previous round of competition equal to or less than the maximum number of competitors allowed in a final in the respective event as per Rule 15-10.1.

Canceling Heats

ARTICLE 4. If heats are formed for an event:

a. For events that start in lanes, if the number of competitors that report to the clerk of course is fewer than the number of lanes for that respective event at the

venue, the event shall be contested as a final only at the originally scheduled time of the final.

b. For events that do not start in lanes, if the number of competitors that report to the clerk of course is fewer than the maximum allowable number of competitors as prescribed for the respective event in Rule 15-10.1, the event shall be contested as a final only at the originally scheduled time of the final.

Redrawing Heats

ARTICLE 5. Whenever meet management or the clerk of course determines that the number of scratches reduces the number of competitors in any heat so as to eliminate the element of competition, meet management shall, as appropriate, redraw the heats, reduce the number of place qualifiers from each heat if necessary and select any additional qualifiers on a time basis in order to restore the element of competition.

SECTION 11. FORMATION OF SECTIONS

Procedures for Timed Section Finals

ARTICLE 1. Meet management shall abide by the following procedures when forming sections.

- a. No timed section final shall have fewer than two competitors in a section.
- b. For events that start in lanes, the number of competitors or relay teams shall not exceed the number of legal lanes available at the venue in any section.
- c. The order of timed section finals shall be determined by meet management.

Procedures for Forming Timed Section Final Sections

ARTICLE 2. Meet management shall use the following procedures to form sections when conducting timed section finals.

a. Timed section finals shall be formed by seeding competitors with the highest-ranked performance marks from the ranked performance list first, in the same section.

- 1) In track events that start in lanes, sections shall be formed by first seeding ranked competitors in groups not greater than the number of legal lanes available for the respective event at the venue (e.g., a maximum group of nine if there are nine legal lanes for the event, a maximum group of six if there are six legal lanes for the event) per the number of sections scheduled for the event. Groups shall be formed by seeding the competitors with the highest-ranked entry performance marks from the ranked performance mark list first, in the same section and grouping, the competitors with the next best entry performance marks next, and so on.
- 2) In track events that do not start in lanes, sections shall be formed by seeding a balanced number of competitors into groups, with the highest-ranked entry performance marks from the ranked performance mark list first, in the same section.
 - a) In the 1500 Meters, Mile, 4x800 Relay, Distance Medley Relay and the 800 Meters when not started in lanes a maximum of 12 competitors or relay teams shall be assigned to a section.
 - b) In the 3000 Steeplechase a maximum of 18 competitors shall be assigned to a section.
 - c) In the 3000 Meters and 5000 Meters a maximum of 24 competitors shall be assigned to a section.

- d) In the 10,000 Meters, the number of competitors shall have a maximum of 48 competitors in any section.

Redrawing Sections

ARTICLE 3. Whenever meet management or the clerk of course determines that the number of scratches reduces the number of competitors in any section that eliminates the element of competition, meet management shall, as appropriate, redraw the sections.

SECTION 12. ASSIGNMENT OF LANES & STARTING POSITIONS

Preferred Lanes, Alleys and Starting Positions

ARTICLE 1. Meet management shall determine and publish prior to the start of the meet the preferred order of:

- a. Lanes for each event that start in lanes.
- b. Alleys for each event that starts in alleys.
 - 1) Starting positions within each alley.

Procedures for Assigning the First Round of Competition

ARTICLE 2. Meet Management shall use one of the following methods to assign lanes in the first round of competition when the published meet schedule has two or more rounds of competition in an event:

- a. Lanes, starting positions and/or alleys shall be assigned as follows:
 - 1) For track events that do not start in lanes:
 - a) Alleys and/or starting positions shall be drawn by lot.
 - 2) For track events that start in lanes:
 - a) The top four fastest seeded competitors in each heat or section shall be drawn by lot to one of the designated top four preferred lanes. The remaining seeded competitors in each heat or section shall be drawn by lot to the remaining lanes.

Procedures for Assigning Subsequent Rounds/Final

ARTICLE 3. Meet management shall use one of the following methods to assign lanes in any subsequent round of competition or the final after the first round when the published meet schedule has two or more rounds of competition in an event.

- a. In track events that start in lanes or alleys, preferred lanes or alleys shall be assigned in order based on:
 - 1) Qualifiers determined by place.
 - a) Weigh place first.
 - b) Weigh time second.
 - 2) Qualifiers determined by time.
 - a) Weigh time.
 - b) In track events not starting in lanes.
 - 3) Starting positions or positions within an alley shall be drawn by lot.

Procedures for Assigning a Final without a Proceeding Round

ARTICLE 4. For track events that consist of a single race or a timed section final, meet management shall assign preferred lanes, starting positions, or alleys by ranked entry performance.

SECTION 13. QUALIFYING**Procedures for Qualifying by Place and Time to a Subsequent Non-Final Round**

ARTICLE 1. Meet management shall use the following methods to administer qualifying in track events from a round of competition to a subsequent non-final round of competition, as well as the number of rounds of competition in a respective event, when qualifying by using a combination of place and time.

a. For the 100 Meters, 200 Meters, 400 Meters, 100 Hurdles, 110 Hurdles, 400 Hurdles, 800 Meters, 4x100 Relay, 4x200 Relay, and 4x400 Relay, meet management shall determine prior to the meet the number of qualifying rounds in the event and competitors to qualify to the subsequent round of the event

- 1) Establish the number of rounds of competition such that each round has fewer heats and competitors than the previous round.
- 2) Establish the number of legal lanes to be used for each event and each round of the event.
 - a. After the first round of competition, the number of qualifiers shall equal the number of legal lanes to be used for each subsequent round of competition.

3) A minimum of the winner of each heat shall qualify for the subsequent round, all additional qualifiers shall qualify based on best times from the previous round of competition for a subsequent round.

b. For the 1500 Meters, Mile, 3000 Meters, 5000 Meters, 10,000 Meters 3000 Steeplechase, 4x800 Relay, and Distance Medley Relay meet management shall determine prior to the meet the number of qualifying rounds in the event and competitors to qualify to the subsequent round of the event.

- 1) Establish the number of rounds of competition such that each round has fewer heats and competitors than the previous round.
- 2) Establish the number of competitors for each event and each round of the event, with a maximum number of competitors in each heat as mandated in Rule 15.10.1.
 - a) After the first round of competition, the number of qualifiers shall equal the number of competitors established for each subsequent round of competition.
- 3) A minimum of the winner of each heat shall qualify for the subsequent round, all additional qualifiers shall qualify based on best times from the previous round of competition for a subsequent round.

Procedures for Qualifying by Place and Time to a Final Round

ARTICLE 2. Meet management shall use the following methods to administer qualifying in track events from a round of competition to a final round of competition when qualifying by using a combination of place and time.

a. For the 100 Meters, 200 Meters, 400 Meters, 800 Meters, 100 Hurdles, 110 Hurdles, 4x100 Relay, 4x200 Relay and 4x400 Relay, the number of qualifying competitors to the final round of the event, shall not exceed the number of legal lanes available for the respective event at the venue.

- 1) Meet management shall determine prior to the meet, the number of competitors to qualify for the final from each heat based on place, with a minimum of the winner of each heat qualifying, all additional qualifiers shall qualify based on best times from the previous round of competition for a final.

b. For the 1500 Meters, Mile, 4x800 Relay and Distance Medley Relay a minimum of nine and a maximum of 12 competitors shall qualify for the final.

- 1) Meet management shall determine prior to the meet, the number of competitors to qualify for the final from each heat based on place, with a minimum of the first two places in each heat qualifying, all additional qualifiers shall qualify based on best times from the previous round of competition for a final.

c. For the 3000 Steeplechase, a maximum of 14 competitors shall qualify for the final round.

- 1) Meet management shall determine prior to the meet, the number of competitors to qualify for the final from each heat based on place, with a minimum of the first three places in each heat qualifying, all additional qualifiers shall qualify based on best times from the previous round of competition for a single heat final.

f. For the 3000 Meters, 5000 Meters and 10,000 Meters, a maximum of 24 competitors shall qualify for a final.

- 1) Meet management shall determine prior to the meet, the number of competitors to qualify for the final from each heat based on place, with a minimum of the first four places in each heat qualifying, all additional qualifiers shall qualify based on best times from the previous round of competition for a single heat final.

Procedures for Qualifying by Time to a Final Round

ARTICLE 3. Meet management shall use the following methods to administer qualifying in track events when conducting a competition that consists of two rounds, a first round and a final, that qualify to a final based on time only.

a. For the 100 Meters, 200 Meters, 400 Meters, 800 Meters, 100 Hurdles, 110 Hurdles, 4x100 Relay, 4x200 Relay and 4x400 Relay, the number of qualifying competitors or relay teams to the final round of the event shall not exceed the number of legal lanes available for the respective event at the venue.

- 1) The competitors with the best times from the previous round of competition, equal to the number of legal lanes available for the respective event at the venue shall qualify to a single heat final.

b. For the 1500 Meters, Mile, 4x800 Relay and Distance Medley Relay a minimum of nine and a maximum of 12 competitors shall qualify for the final.

- 1) Meet management shall determine the number of competitors to qualify for the final on time prior to the start of the meet, with a minimum of the competitors with the nine best times and a maximum of the competitors with the 12 best times from the previous round of competition qualifying for a single heat final.

c. For the 3000 Steeplechase, a maximum of fourteen competitors shall qualify for a single heat final.

- 1) Meet management shall determine the number of competitors to qualify for the final on time prior to the start of the meet, with a maximum of the 14 best times from the previous round of competition qualifying for a single heat final.

d. For the 3000 Meters, 5000 Meters and 10,000 Meters, a maximum of twenty-four competitors shall qualify for a final.

- 1) Meet management shall determine the number of competitors to qualify for the final on time prior to the start of the meet, with a maximum of

the 24 best times from the previous round of competition qualifying for a single heat final.

Tie for the Last Qualifying Position

ARTICLE 4.a. In the event of a tie for the last qualifying position based on place for a subsequent round, the number of qualifiers based on time shall be reduced accordingly.

- 1) If there are no qualifiers by time, the last qualifier shall be as if those tied were qualifying by time.
- b. In the event of a tie for the last qualifying position based on time for a subsequent round, after applying Rule 15-13.4.b
- 1) If lanes are available for events that start in lanes or starting positions on the track are available for events that do not start in lanes, all tying runners shall qualify to the subsequent round of competition.
 - 2) If not enough lanes or starting positions for the respective event are available, the last qualifier shall be determined by a runoff, unless drawn by lot is designated by meet management prior to the start of the meet. A runoff is not subject to Rule 14-2.

Withdrawn Competitors

ARTICLE 5. In a track event in which a competitor who has qualified for the subsequent round withdraws or is unable to compete in the subsequent round, that qualifying competitor shall not be replaced in the subsequent round with a competitor from the previous round who did not originally qualify.

- a. The lane or starting position of the qualifying competitor who withdraws or is unable to compete in the subsequent round of competition shall remain vacant.

SECTION 14. TIMING

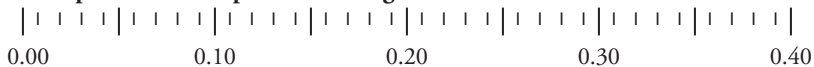
Methods of Timing

ARTICLE 1. Fully automatic timing (FAT), such as film or digital slit-camera photo-timing, is the method of timing (see Rule 11-12 for accuracy certification) and shall:

- a. Use camera equipment that is properly aligned with the finish line.
- b. Use equipment that is started automatically by an electronic starting device or by the energy of the shell exploding in the starter's pistol, so that the overall delay between the report from the starting device and the effective start of the timing system is constant and measurable to less than 1/1,000th of a second (Zero Control).
- c. By an electronic or optical device, automatically record the finish of each competitor in a continuous image or a composite of not less than 100 images per second. The displayed image shall be synchronized with a time scale of at least 1/100th of a second.
- d. Determine times and places by using equipment that identifies the instant the first part of each runner's torso reaches the finish line and guarantees perpendicularity of the indicator line to the time scale when moved horizontally to the precise point of finish for each runner.
- e. Be read and determine actual places and times based on the position of the indicator line.
- f. Record the official time to be the next highest 1/100th of a second based on the position of the indicator line.

- g. Indicate that an automatic start did not occur by a time scale of not more than 1/10th of a second on the displayed image.
- h. Be capable of producing a printed picture that shows all of the above conditions with a time scale graduated in 1/100th of a second, when applicable, and synchronized to the image.

Example for 1/100th per second image rate:



Each hash mark represents 0.01 seconds.

Methods of Recording Time

ARTICLE 2. Fully automatic timing (FAT) shall be used for events on a track. Results must be recorded in 1/100th of a second and shall be the next slower 1/100th of a second based on the position of the indicator line. Final results shall indicate FAT with the time in 1/100ths, such as 10.33. No other method of timing is allowed.

Tiebreaking Procedure

ARTICLE 3. Ties shall be broken for the purpose of determining place or advancement in FAT by reading the picture to the accuracy available within the same race, but not greater than 1/1000th of a second between races.

Malfunction of Fully Automatic Timing

ARTICLE 4. In the event that fully automatic timing is not available in one or more of several heats or sections, they are to be rerun.

RULE 16

Field Events

SECTION 1. RULES FOR FIELD EVENTS

General

ARTICLE 1. An attempt is all of the competitor's actions that occur from when the time limit begins until the official has determined, through the indication of the flag, a fair or foul trial.

Note: Actions by a competitor after the official has ruled the trial fair cannot be a foul. This does not negate the immediate correction of an error, such as the raising of the wrong flag.

Time Limit

ARTICLE 2.a. In the throwing events, a competitor shall be charged with a foul if they do not initiate a trial within one minute after their name has been called, in addition to the event judge making a visual indication.

Note: As a guide, and in an effort to ensure all competitors in the Discus and Hammer Throw have equal time per event, the time clock will start when the athlete steps onto the concrete pad prior to initiating their attempt.

- b. In the horizontal jumping events and the High Jump, a competitor shall be charged with a foul if they do not initiate a trial within one minute after the pit, crossbar or uprights have been prepared or set, and after their name has been called, in addition to the event judge making a visual indication.
- c. In the Pole Vault, a competitor shall be charged with a foul if they do not initiate a trial within one minute after their name has been called, in addition to the event judge making a visual indication.
- d. In the High Jump and Pole Vault, when there are two or three competitors remaining in the competition at the start of a bar height, high jumpers shall have one and a half (1.5) minutes and pole vaulters shall have two (2) minutes to initiate a trial. When a competitor is taking consecutive attempts at the same bar height while other competitors remain in the competition, high jumpers shall have two (2) minutes and pole vaulters shall have three (3) minutes to initiate a trial

Except for the Combined Events, after all other competitors have failed, a competitor who has won the event shall be allowed three minutes for the High Jump and five minutes for the Pole Vault to initiate a trial. One minute shall be allowed for the first trial of a competitor first entering the competition.

In the Combined Event High Jump, each competitor shall be allowed two minutes between consecutive attempts even when they are the only remaining competitor.

In the Combined Event Pole Vault, each competitor shall be allowed three minutes between consecutive attempts even when they are the only remaining competitor.

Note: The number of competitors remaining in the competition includes those who could be involved in a jump-off for first place.

- e. If visible time indicators are not used, the event timer shall give a warning by raising, and holding overhead, a yellow flag for the final 15 seconds of the time allowed. When time has expired, the yellow flag shall be lowered.

Time in Minutes for Initiating Attempts in Field Events

Event	Event Type	Athletes remaining in the competition at the start of a bar height or round ¹			Consecutive Attempts	First attempt of a competitor in the competition
		More Than 3	2 or 3	1		
High Jump	Individual	1	1.5	3	2 ²	1
	Combined	1	1.5	2	2 ²	1
Pole Vault	Individual	1	2	5	3 ²	1
	Combined	1	2	3	3	1
Throws & Horizontal Jumps	All	1	1	1	2	1

Note 1: Athletes remaining in competition include those who could be involved in a first-place jump-off. Once an athlete has won the event, the time for 1 remaining applies.

Note 2: Applies within a height only; not for a consecutive attempt after the bar is reset to a new height.

Absence From Competition

ARTICLE 3. Excused competitors shall not delay the continuation of an event. If a competitor is not present for a trial after the competition is complete for all others who are present, it shall be deemed that he or she forfeits the right to all further trials in the competition once the allowable time for all available trials has elapsed.

- a. In events other than the vertical jumps, if a competitor is competing in another event that requires a long absence, the head judge of an event may allow that competitor to take qualifying or preliminary attempts, but not final attempts, out of the official order within the competitor's designated flight, which may or may not be in succession.

Should a competitor miss a turn in the final rounds, the head judge shall refuse permission for that competitor to take that turn. If a competitor is not present for a trial in final rounds, it shall be deemed that the competitor is passing, once the allowable time for the trial has elapsed.

- b. In the vertical jumps, except for the Combined Event, the head judge of the event may allow a competitor to take attempts out of official order, which may or may not be in succession. The competition must continue, without delay, in the excused competitor's absence, and the competitor shall compete at the existing height upon return, being allowed the number of attempts they had remaining when excused. If a competitor is not present for a trial before the bar is raised, it shall be deemed that they are passing, once the allowable time for the trial has elapsed.

- c. If a competitor, by their own decision, makes a trial or attempt without the permission of the official in an order different from that previously determined, the competitor shall be warned (or disqualified in case of further infringements) according to Rule 12-4.2.d, but the result shall stand in the case of a warning (first infringement).

Jumping Aids/Runway Markers

- ARTICLE 4.a. Weights or artificial aids shall not be allowed in the jumping events, except for a wind sock to help the competitor determine wind direction and velocity.
- b. Officials may use a foot pattern to indicate the takeoff mark in any runway event to help all competitors during warm-up periods or upon request.
- c. Not more than two individual markers may be placed adjacent to and not on the runway before the foul line in the Long Jump, Triple Jump or Javelin Throw. Not more than two markers may be placed adjacent to and not on the runway in the Pole Vault. Not more than two markers may be placed in the high jump approach area.
- d. Not more than one individual marker may be temporarily placed only on the ground in the area immediately behind or adjacent to a throwing circle for the duration of each competitor's own attempt and it shall not impair the judges' view.
- e. All markers must be made of a material that is approved by meet management and cover an area not greater than 7 centimeters by 15 centimeters. Shoes and chalk are not acceptable markers. The use of unacceptable material, after being warned, shall lead to the disqualification of the competitor. This restriction applies to practice, warm-up and competition.
- f. Warm-up approaches, in all jumping events and Javelin Throw, shall only be run in the direction the event will be conducted.
- g. For additional runway or approach restrictions, see Rules 16-2.5 and 16-3.5.

Throwing Aids

- ARTICLE 5.a. For the purpose of this rule, the following shall be considered assistance. As such, competitors are not allowed to:
- 1) Use gloves, except in the Hammer Throw.
 - a) For this event, the gloves shall be smooth on the back and on the front.
 - b) The tips of the glove fingers, other than the thumb, shall be open.
 - c) An additional layer of leather may be affixed to the palm of the glove for additional protection.
 - 2) Tape two or more fingers together in such a way that the fingers cannot move individually.
 - 3) Spray or spread any substance onto the throwing surface of the circle or onto the bottom of their shoes, except for water as a cleaning agent.
 - 4) Alter the surface of the circle, except as part of allowable procedure.
 - 5) Carry or affix anything in the non-throwing hand during an attempt.
- b. For the purpose of this rule, the following shall not be considered assistance. As such, competitors are allowed to:
- 1) Use, in order to obtain a better grip, a suitable substance on the hands only, or in the case of the Hammer Throw, on the gloves. Such substances may be used on the neck in the Shot Put.

- 2) Apply chalk or a similar substance directly on the implement. Any such substances shall be easily removable with a wet cloth and shall not leave any residue.
- 3) Use taping on the hands and fingers that is in compliance with part a.(2) of this article.
 - a) Use of taping on the hands and fingers may be continuous provided that, as a result, not two or more fingers are taped together.
 - b) The taping must be shown to and approved by the head event judge before the event starts.
 - c) Use of a supportive belt around the waist.

Warm-Up

ARTICLE 6. Meet management determines the length of all warm-up periods. All warm-ups in the jumping events shall be run in the direction the event will be contested.

a. A maximum of 15 minutes, with consistency, shall be set aside for flight-specific warm-up before each flight when a general warm-up period is provided.

- 1) In the high jump, all competitors shall have their measured marks in place a minimum of 30 minutes prior to the start of competition.

- a) From a time period of 30 minutes prior to the start of the event, until the start of the event, no tape measures or measuring devices shall be allowed on the high jump apron for a competitor to measure or establish a mark.

b. Between the preliminary and final rounds, there may be a warm-up period for all competitors in the final for a period not greater than the time allowed for flight-specific warm-up.

c. Once a competition has begun, except as scheduled, competitors are not allowed to use for practice purposes the runway, ring, takeoff area or throwing implements associated with the competition.

- 1) In vertical jumps, a competitor who has not taken an initial trial in at least one hour from the first trial of the competition shall be allowed, under the direction of the event official, to use the runway and landing areas without the crossbar to warm up.

- a) A high jumper has a maximum of one and one-half minutes and a pole vaulter has a maximum of two minutes to warm up.

- b) Such warm-up shall occur at the change of the bar to the height the competitor enters the competition.

Note: When more than one competitor enters at the same time, each receives the allotted time. The time is not aggregated for the group.

Field Event Implements

ARTICLE 7. Meet management may limit the use of implements in a meet, with the exception of vaulting poles, to those it authorizes.

a. If this is not done, each competitor shall be allowed to use a personal implement, provided it meets legal specifications.

- 1) To determine this, meet management shall set the time and place, before the start of the event, for inspecting, weighing and measuring all implements to be used in warm-up and/or competition.

- a) Weighing and measuring devices must be capable of certifying the implements within the allowable event specifications.

- 2 In the event an implement should become damaged during the course of the competition, its use shall be permitted only after it has been reinspected and approved.
- 3) A competitor may use another competitor's implement during competition only with the other competitor's permission.

Illegal Implements

ARTICLE 8. A field event competitor shall be disqualified, and their marks and/ or points scored disallowed, if they:

- a. Use an implement (shot, discus, javelin or hammer) that has been altered to become illegal after having been inspected officially;
- b. Use an implement that was not inspected officially before competition; or
- c. Bring an illegal implement into the competition or warm-up area.

Illegal Implements During Recertification

ARTICLE 9. If an implement is deemed illegal during recertification for record purposes, marks achieved and points scored by the competitor will be counted, even though the record will not be recognized.

Taking Measurements

ARTICLE 10. All measurements of height or distance may be made with a steel tape, fiberglass tape, bar or electronic measuring device. Of these devices, only the steel tape and electronic measuring device, calibrated according to Rule 11-12, are acceptable for record purposes. When measuring the throwing events or horizontal jumps, the measurement shall be immediate after each valid trial or immediate oral protest. In the case of an oral protest, the mark shall be recorded on a separate sheet until the protest is resolved.

When measuring the throwing events or horizontal jumps, that part of the tape that records distance shall be read and announced by the official at the circle, foul line or takeoff board. The tape should be pulled through the center of the throwing circle, the radius of the throwing arc, or from a position one meter behind the takeoff board. The mark in the landing area, for each attempt, shall be preserved until removal is authorized by the Chief Judge for the event.

In the Pole Vault and High Jump, measurement of the official height shall be from a point on the same level as the takeoff to the lowest point on the upper side of the crossbar.

Efforts judged to be foul shall not be measured, except as otherwise provided within these rules.

If an official video review system is available, the video review system may be used by the official to determine the legality of an individual trial or attempt.

Recording Performances

ARTICLE 11.a. Performances on a scorecard shall be a distance or an "O" for a successful trial, an "X" for any type of foul/failure or a dash "-" to indicate a pass.

- b. Metric is the system of measurement. Distances measured shall be recorded to the nearest lesser centimeter (that is, fractions less than one centimeter must be ignored).
- c. Performances shall be announced in imperial and metric measure. The display of a performance shall be imperial measure and, when possible, metric.
- d. For world, American and NCAA championships records, marks must be measured and recorded metrically.

Measuring Height of Bar

ARTICLE 12. An accurate measurement of the height of the high jump or pole vault crossbar shall be taken each time it is placed at a new height; each time a crossbar replaces one that was in use; and each time a standard(s) has been displaced. For record attempts, see Rule 13-11.5.

Wind Considerations

ARTICLE 13. Meet management shall designate the official site or runway, including direction, to be used at least one hour before the event competition begins. In the event of unsafe wind conditions once competition has begun, competition may be suspended, but the event venue (that is, direction of jumping) shall not be changed.

Safety Considerations

ARTICLE 14. The field event judge and referee are responsible for ensuring fair and safe competition. In the event of unsafe conditions once competition has begun (that is, weather or facility concerns), competition may be suspended, but the event venue (i.e., direction of jumping) shall not be changed.

Safety Measures

ARTICLE 15. An official shall be present at all field events to monitor all warm-ups. All throwing areas shall be roped and flagged. Officials should maintain visual contact with the throwing circle or runway when in the impact area. Competitors should maintain visual contact with the throwing circle or runway when retrieving implements. Competitors are not allowed in the impact area during warm-up or competition. Implements shall be carried, not thrown, out of the sector.

SECTION 2. HIGH JUMP

Legal Jump

ARTICLE 1. A legal high jump is one in which a competitor jumps from one foot.

Starting Height/Increments

ARTICLE 2. Except for the Combined Event, meet management shall determine the starting height of the crossbar and each successive height.

- a) The crossbar shall be initially raised in increments of 5 centimeters.
- b) The increment shall never be increased.
- c) The crossbar shall not be lowered except as provided in Rule 5-5.7c.1.
- d) The increment shall never be less than 3 centimeters except as provided in Rule 5-5.7c.1.
- e) Increment restrictions do not apply to a single competitor who has won the competition and decides to continue jumping.

Note: Attention should be given to national standards and/or records when determining starting heights and increments.

The uprights shall not be moved once the competition has been started. For safety reasons, the landing area may be adjusted.

One face of each crossbar shall be marked so that the crossbar always is placed with the same surface up.

Failed Attempt

ARTICLE 3. It shall be a failed attempt when:

- a. The crossbar is displaced in an attempt to clear it;

- b. A competitor touches the ground or landing area beyond the plane of the crossbar or the crossbar extended without first clearing the bar, except for incidental touching of the front of the landing pad that does not result in an aid to the trial; or
- c. A competitor fails to initiate a trial as prescribed in Rules 16-1.2b or 16-1.2d.

Accidental Displacement

ARTICLE 4.a. If the crossbar is displaced by a force disassociated with the competitor, and if it is after the competitor clearly is over, the jump is successful. If the crossbar is displaced before the competitor is over, the competitor shall be given another attempt.

- b. It is not considered a failed attempt if a competitor clears the crossbar, lands in the landing pad and, while exiting, accidentally displaces the crossbar.

Jumping Aids

ARTICLE 5. An approach mark(s) cannot be located within two meters of either upright. After warm-up and before competition, the High Jump official shall ask all competitors to identify their designated mark(s). All other marks shall be removed.

Improperly Fastened Supports

ARTICLE 6. If improperly fastened supports slip downward when a jumper hits the crossbar, the head judge of the event shall rule “no jump” and allow the jumper another attempt.

SECTION 3. POLE VAULT

Legal Jump

ARTICLE 1. A legal pole vault trial or attempt is one in which a competitor takes off by planting a pole in the vaulting box.

Starting Height/Increments

ARTICLE 2. Except for the Combined Event, meet management shall determine the starting height of the crossbar and each successive height.

- a. The crossbar shall be initially raised in increments of 15 centimeters.
- b. The increment shall never be increased and shall never be less than 5 centimeters.
- c. The crossbar shall not be lowered except as provided in Rule 13-5.7.c.1.
- d. The increment shall never be less than 5 centimeters except as provided in Rule 13-5.7.c.1.
- e. Increment restrictions do not apply to a single competitor who has won the competition and decides to continue vaulting.

Note: Attention should be given to national standards and/or records when determining starting heights and increments.

One face of each crossbar shall be marked so that the crossbar always is placed with the same surface up.

Note: For placement of the pole vault landing pad, see Rule 3-6.1.

Failed Attempt

ARTICLE 3. It shall be a failed attempt when:

- a. After the vault, the bar does not remain supported by the pegs on which it originally rested because of any direct action of the competitor while vaulting;
- b. A competitor steadies the bar during an attempt;

- c. Without first clearing the bar, any part of the competitor's body or the pole touches the ground or the landing area beyond the vertical plane of the inside edge of the top of the vaulting box;
- d. During a vault, a competitor moves the upper hand higher on the pole or raises the lower hand above the upper hand; or
- e. A competitor fails to initiate a trial as prescribed in Rules 16-1.2.c or 16-1.2.d.

Note 1: It shall not be counted as a trial or failure if a competitor's pole breaks during an attempt to clear the bar.

Note 2: It is not a failure if the pole incidentally touches the landing area or any protective padding in the course of a trial while the pole is planted in the box.

Note 3: It is not a failure if the pole passes underneath the crossbar in the event the competitor clears the bar.

Displacement

ARTICLE 4.a. If the crossbar is displaced by a force disassociated with the competitor (that is, wind, rebound off the collar, official or upright slip), after the competitor clearly is over, the vault is successful. If the crossbar is displaced before the competitor is over, the competitor shall be given another attempt.

- b. If the wind is of such intensity that after a successful clearing of the crossbar by the competitor, the pole is forced against the crossbar so as to displace it, the vault is successful. Displacement is not a temporary loss of contact between the crossbar and the supporting pegs.
- c. It is not considered a failed attempt if a competitor clears the crossbar, lands in the landing area and, while exiting, accidentally displaces the crossbar.

Jumping Aids

ARTICLE 5.a. A competitor may not place foreign material in the vaulting box.

- b. The vaulting pole may have protective layers of tape at the grip end and at the bottom end of the pole. Tape at the grip end must be uniform without creating gripping "rings."
- c. Competitors may use a glove or an adhesive substance on their hands or on the pole in order to obtain a better grip. A forearm cover to prevent injuries shall be allowed.
- d. The practice of tapping (that is, anyone assisting the competitor at takeoff) is prohibited during warm-ups and competition. Violation will result in the assisted competitor being immediately disqualified from the competition.

Catching the Pole

ARTICLE 6. Only an assigned official may catch the pole, when circumstances warrant, though never to prevent it from dislodging the bar.

Moving the Uprights

ARTICLE 7. Competitors may have the uprights moved toward the landing area not less than 45 centimeters and not more than 80 centimeters from the extension of the inside edge of the top of the back of the vaulting box.

Improperly Fastened Supports

ARTICLE 8. If improperly fastened supports slip downward when a vaulter hits the crossbar, the head judge of the event shall rule "no vault" and allow the vaulter another attempt.

SECTION 4. LONG JUMP AND TRIPLE JUMP**Legal Jump**

ARTICLE 1. A legal long or triple jump is one in which a competitor jumps from one foot.

Method of Triple Jump

ARTICLE 2. In the Triple Jump, a competitor shall make the first jump, the hop, by landing on the takeoff foot; the second jump, the step, by landing on the non-takeoff foot; and the third jump into the landing area.

Note: It shall not be considered a foul attempt if, during any phase of the jump the athlete touches (toe drag/glancing touch, etc.) the ground with the trailing foot.

Multiple Takeoff Boards

ARTICLE 3. In the Triple Jump, a maximum of two boards per gender may be used. Before the start of the event, each competitor must declare the board they will use throughout the entirety of the competition. An official must place an identifying mark next to the board being used.

Foul Jump

ARTICLE 4. It shall be a foul jump if:

- a. The takeoff foot (shoe) breaks the vertical plane of the foul line with their foot (shoe) during the planting action of the foot (shoe);
- b. In attempting a jump, the competitor runs beyond the foul line extended;
- c. In attempting a jump, the competitor takes off outside of the runway whether beyond or before the takeoff board;
- d. In the course of landing, the competitor touches the ground outside the landing area nearer to the takeoff than the nearest break in the landing area made by the jump;
- e. The competitor makes first contact with the ground outside the landing area closer to the takeoff line than the nearest break made in the sand upon landing;
- f. After jumping and before leaving the landing area, the competitor walks back through the landing area;
- g. The competitor employs any form of somersaulting during the trial before making contact with the landing area; or
- h. The competitor does not initiate a trial as prescribed in Rule 16-1.2.b.

Measuring Legal Jump

ARTICLE 5. a. All legal attempts shall be measured and recorded.

b. Each legal jump shall be measured at right angles to the foul line, or foul line extended, from the nearest break in the landing area made by any part of the body, any clothing or any other item attached to the body at the time it made a mark. To ensure correct measurement for records and qualifying, the elevation of the sand shall be frequently maintained to comply with rules for the landing area. At a minimum, this shall occur at the beginning of each flight and at the end of each round within a flight. See Rule 16-1.10.

Video Confirmation

ARTICLE 6. When video is placed at the competition site by meet management, it shall be used by the competition official assigned to that respective event with the responsibility to determine whether any part of the takeoff foot (shoe) extends beyond the foul line on each jump.

a. Video confirmation may be displayed for view to athletes, coaches, and spectators if approved by meet management prior to the start of the meet.

SECTION 5. SHOT PUT

Legal Put

ARTICLE 1. A legal put shall be made from within the circle without touching the top edge of the circle or the top surface of the stopboard, and shall land within the prescribed sector.

A legal put must be made from the shoulder with one hand only so that, during the trial, the shot does not drop behind or below the shoulder. A competitor must start from a stationary position inside the circle. Cartwheeling techniques are not permitted.

A competitor, who has not otherwise committed a foul, may interrupt a trial once started, return to a stationary position and begin again.

Foul Put

ARTICLE 2. It shall be a foul put if, after entering the circle and starting the put, the competitor:

- a. Uses any method contrary to the definition of a legal put;
- b. Causes the shot to fall on or outside the lines marking the sector;
- c. Touches with any part of the body, before the shot hits the ground:
 - 1) In the front half of the circle, any surface area outside of the circle's metal band, except the inside surface;
 - 2) In the back half of the circle, any surface area outside of the top of the circle's metal band; other than a touch made during the first rotation at a point in the back half of the circle; or
 - 3) Any surface outside of the top of the stopboard except its inside surface;
- d. Throws an implement that does not conform to the legal requirements;
- e. Gains assistance as indicated in Rule 16-1.5a or through the applicable provisions of Rule 14-3.1a;
- f. Leaves the circle before the shot hits the ground;
- g. Leaves the circle from the front half; or
- h. Fails to initiate a trial as prescribed in Rule 16-1.2a.

Note: It is not a foul if any part of the competitor's body swings outside the circle without touching.

Measuring Legal Put

ARTICLE 3. a. All legal attempts shall be measured and recorded.

b. The measurement of a put shall be from the nearest edge of the first mark made by the shot to the inside edge of the stopboard nearest such mark, measured along an extended radius of the circle. See Rule 16-1.10.

SECTION 6. DISCUS THROW

Legal Throw

ARTICLE 1. A legal throw is one that is thrown from the circle into the legal sector. A competitor must start from a stationary position inside the circle.

A competitor, who has not otherwise committed a foul, may interrupt a trial once started, return to a stationary position and begin again.

Foul Throw

ARTICLE 2. It shall be a foul throw if, after entering the circle and starting the throw, the competitor:

- a. Uses any method contrary to the definition of a legal throw;
- b. Causes the discus to fall on or outside the lines marking the sector;
- c. Touches with any part of the body, before the discus hits the ground:
 - 1) In the front half of the circle, any surface area outside of the circle's metal band, except the inside surface; or
 - 2) In the back half of the circle, any surface area outside of the top of the circle's metal band, other than a touch made during the first rotation at a point in the back half of the circle;
- d. Leaves the circle before the discus hits the ground;
- e. Leaves the circle from the front half;
- f. Throws an implement that does not conform to the legal requirements;
- g. Drops the discus outside the circle during the preliminary swings that precede the turn and throw;
- h. Fails to initiate a trial as prescribed in Rule 16-1.2a; or
- i. Gains assistance as indicated in Rule 16-1.5a or through the applicable provisions of Rule 14-3.1a.

Note 1: It is not a foul if any part of the competitor's body (including the heel) swings outside the circle without touching.

Note 2: A throw will be considered valid if it lands within the sector, even though it may have touched the cage.

Measuring Legal Throw

ARTICLE 3. a. All legal attempts shall be measured and recorded.

b. The measurement of a legal throw shall be from the nearest edge of the first point of contact made by the discus to the inside edge of the circle nearest such mark along an extended radius of the circle. See Rule 16-1.10.

SECTION 7. JAVELIN THROW**Legal Throw**

ARTICLE 1. The javelin must be held by the grip and the throw made from behind the arc. The javelin must fall metal head first within the sector. The metal head is the entire cone attached to the shaft.

If the metal head of the javelin makes the first contact within the legal sector, the throw shall be legal and shall be measured even though the shaft of the javelin then swings and contacts the ground outside the sector.

Notwithstanding any other provisions of this section, a javelin making obvious and irrefutable first contact with the ground other than with the metal head shall be ruled a foul throw.

At no time during the approach or delivery, until the javelin is in the air, may the competitor turn completely around so that their back is toward the throwing area. The competitor, who has not otherwise committed a foul, may interrupt a trial once started, turn completely around, return to a stationary position at the starting position and begin again. The delivery of the javelin must be made with a distinct, above the shoulder motion of the throwing arm, and the thrower's last contact with the javelin during its release shall be with the cord grip.

Judging Throws

ARTICLE 2. It is recommended that two judges be used. One judge shall rule on the legality of the landing of the throw. This judge shall be outside the sector, perpendicular with the landing, and low enough to the ground to determine which part of the implement made first contact with the ground. This judge shall not determine the mark used for measuring the distance of the throw. A judge positioned inside the sector shall not rule on the legality of the landing other than those deemed irrefutable. If there are not enough trained personnel available to perform both tasks, one judge is required to both determine the first legal contact point and measure the distance of the throw.

Foul Throw

ARTICLE 3. It shall be a foul throw if, during an attempt, the competitor:

- a. Uses any method contrary to the definition of a legal throw;
- b. Touches with any part of the body, before the javelin hits the ground:
 - 1) Any surface of the foul line extended;
 - 2) The boundary line of the runway; or
 - 3) The area outside the foul line or the run-up lines;
- c. Fails to hold the javelin by the cord grip;

Note: A competitor may hold the javelin at the end of the cord grip even though one or more fingers and thumb touch the javelin shaft.
- d. Throws an implement that does not conform to the legal requirements;
- e. Leaves the runway before the javelin hits the ground;
- f. Exits the runway ahead of the foul line arc and the lines drawn from its extremities;
- g. Causes the javelin to land on or outside the lines marking the sector;
- h. Fails to initiate a trial as prescribed in Rule 16-1.2a; or
- i. Gains assistance as indicated in Rule 16-1.5a or through the applicable provisions of Rule 14-3.1a.

If the javelin breaks during the release or while in the air, it shall not count as a trial, provided the throw was made in accordance with the rules. If the javelin breaks upon contact with the ground, a substitute throw shall not be permitted and the throw shall be measured, provided it was made in accordance with the rules.

Note: A competitor may steady or guide the javelin with the nonthrowing hand during the run-up.

Measuring Legal Throw

ARTICLE 4. a. All legal attempts shall be measured and recorded

b. A legal throw shall be measured from the nearest edge of the first point of contact the javelin makes, as determined by a judge assigned for such purpose inside the sector, to the inside circumference of the arc or foul line, measured along a line from the contact point to the center of the circle of which the arc is part. See Rule 16-1.10.

SECTION 8. HAMMER THROW

Legal Throw

ARTICLE 1. A legal throw shall be made from the circle and shall land within the legal sector. A competitor must start from a stationary position inside the circle. A competitor, who has not otherwise committed a foul, may interrupt a

trial once started and lay the head of the hammer inside or outside the circle and start again from a stationary position inside the circle.

When the competitor is in a starting position before the preliminary swings or turns, they are allowed to put the head of the hammer on the ground inside or outside the circle.

Foul Throw

ARTICLE 2. It shall be a foul throw if, after entering the circle and starting a throw, the competitor:

- a. Uses any method contrary to the definition of a legal throw;
- b. Touches with any part of the body, before the hammer hits the ground:
 - 1) Any surface area outside of the circle's metal band, except the inside surface; or
 - 2) In the back half of the circle, any surface area outside of the top of the circle's metal band, other than a touch made during the first rotation at a point in the back half of the circle;
- c. Leaves the circle before the hammer has made contact with the ground as a result of the throw;
- d. Leaves the circle from the front half;
- e. Throws an implement that does not conform to the legal requirements;
- f. Causes the hammer to fall on or outside the lines marking the sector; or
- g. Fails to initiate a trial as prescribed in Rule 16-1.2a.

If the head of the hammer falls within the legal sector, the throw shall be legal and shall be measured, even though the wire and/or handle contact the ground outside the sector. It shall not be a foul throw if the hammer, when released, touches any part of the cage and lands within the legal sector.

It shall not be considered a foul throw if the head of the hammer touches the ground during the swings or turns the competitor makes before the hammer is released.

If the hammer breaks during a throw or while in the air, it shall not count as a throw provided it was made in accordance with the rules. If a competitor thereby loses equilibrium and commits a foul, it shall not count against the competitor.

Measuring Legal Throw

ARTICLE 3. a. All legal attempts shall be measured and recorded.

- b. The throw shall be measured from the nearest edge of the first mark the head of the hammer makes to the inside edge of the circle along the extended radius of the circle. See Rule 16-1.10.

PART III

Cross Country



RULE 17

Definitions

Announced Result

ARTICLE 1. The unofficial team and/or individual results of the race as announced after completion of the race.

Appeal

ARTICLE 2. An action that follows a referee's decision if a Jury of Appeals has been appointed for a competition. An appeal of a referee's decision must be made in writing.

Assistance

ARTICLE 3. Undue aid given to a competitor by a coach, a teammate not in the race, or a non-competitor associated with the competitor's team. See Rule 22-2.1.

Box Assignments

ARTICLE 4. The allocations of teams and/or individuals to specific starting boxes along the starting line of a race.

Competition

ARTICLE 5. The contest between competitors in a race.

Competition Area

ARTICLE 6. An area designated by meet management, normally the designated area of the course that is separate from the area spectators use.

Correctable Error

ARTICLE 7. An action within 72 hours of the completion of the competition that can be taken without the need for formal protest if administrative errors are detected (i.e., incorrect calculation of team or individual scores, timing, placing or other errors based on factual evidence).

Course

ARTICLE 8. The officially prescribed and measured area of competition on which a race(s) is conducted.

Disciplinary Action

ARTICLE 9. Any action taken by a referee or meet management in response to a violation of the playing rules, which may include but is not limited to: warnings, disqualification, ejection from the competition area, letters of reprimand, and fines. Disciplinary action shall be proportionate to the violation that occurs. Multiple disciplinary actions may be taken for a single violation of the playing rules (e.g., both a disqualification and a letter of reprimand).

Disqualify/Disqualification

ARTICLE 10. A penalty for a violation of the rules of competition in which a competitor is prohibited from further competing in the race. The result in the race by the competitor shall be recorded as disqualification.

Extraordinary Circumstances

ARTICLE 11. Those circumstances that could not have been anticipated in advance of a competition (e.g., factors such as facility mishaps, inclement weather, political or civil unrest, security risks, etc.).

Fully Automatic Timing (FAT)

ARTICLE 12. A method of timing that includes the use of all equipment outlined in Rule 19-1.

Identification

ARTICLE 13. Any meet management issued form of visually distinguishing competitors from one another (i.e., hip numbers, numerical bibs, and/or bibs with competitor names).

Impede/Impeding

ARTICLE 14. Preventing or obstructing the progress of a runner along the runner's established path.

Infraction

ARTICLE 15. The violation of a rule within the conduct of a race that leads to disqualification from the event.

Jostle/Jostling

ARTICLE 16. The physical act between competitors that is not an infraction.

Manual Timing (MT)

ARTICLE 17. Timing that doesn't utilize an electronic start device and/or utilize video or digital slit camera.

Meet

ARTICLE 18. All events conducted at a meet venue.

Misconduct

ARTICLE 19. Act of dishonesty, unsporting conduct, unprofessional behavior or breach of law occurring at the meet venue.

Number of Entries

ARTICLE 20. The number of individuals per team an institution is allowed to enter as determined by meet management.

Official Meet Video

ARTICLE 21. Video designated by meet management prior to the start of meet.

Official Meet Video Review

ARTICLE 22. The action of reviewing official meet video by the referee or jury of appeal.

Official Results

ARTICLE 23. Any result that is announced or posted, either print and/or electronic, with the designation "Official Results" and a time stamp.

Perceived Rule Violation

ARTICLE 24. The report of a possible rule violation by a competition official to the referee.

Pistol

ARTICLE 25. The term pistol as used within these rules encompasses all devices used to start or recall a race. A firing or a discharge is the activation of such a device.

Posted Result

ARTICLE 26. The official result of a race, as defined by meet management.

Protest

ARTICLE 27. A properly submitted written request of a singular matter for the referee to review.

Race

ARTICLE 28. A single competition of a prescribed distance over a set course for a specific gender.

Race Assignment

ARTICLE 29. The allocations of a team or individual to a specific race within a meet.

Race Length

ARTICLE 30. The distance from the start line to the finish line on a set course, measured over the shortest possible course length.

Recall Point

ARTICLE 31. The point in close proximity to the starting line within 100 meters by which the start of the race may be recalled by a member of the start team. See Rule 21-1.5.

Re-Staging

ARTICLE 32. The re-running or continuation of a race that was previously interrupted due to extraordinary circumstances.

Singular Matter

ARTICLE 33. A single occurrence that develops during the conduct of the meet (e.g., an instance of jostling between two competitors).

Torso

ARTICLE 34. Any part of the body other than the head, neck, arms, legs, hands or feet.

Unofficial Results

ARTICLE 35. Any result that is announced or posted, either print and/or electronic, that does not have both the designation of official and time stamp.

Unprofessional Behavior

ARTICLE 36. Harassment by a coach or official, or failure to comply with meet management instructions.

Unsporting Conduct

ARTICLE 37. Any competitor conduct that is antithetical to the spirit of the competition, including, but not limited to, verbal abuse of an opponent or official.

Warn/Warning

ARTICLE 38. A verbal notice given by an official.

RULE 18

Construction of Facilities

The following specifications represent the minimums necessary to host intercollegiate cross country.

Note: Figures are not drawn to scale.

SECTION 1. COURSE LENGTHS

- a. Men—The length of the course shall be at least 4000 meters.
- b. Women—The length of the course shall be at least 3000 meters.
- c. The course length shall be determined by the meet management and shall be properly measured along the shortest possible route that a runner may take.

SECTION 2. COURSE LAYOUT

The course shall be confined, as far as possible, to fields, woods and grasslands. Parks, golf courses or specially designed courses are recommended. The turf should be of a quality to promote safety and freedom from injury to the runners, keeping the following in mind:

- a. Dangerous ascents or descents, undergrowth, deep ditches, and in general, any obstacles and hindrance detrimental to the competitors must be avoided.
- b. Continuous traversing of roadways should be avoided.
- c. The course shall be at least four meters wide throughout.
- d. The start shall be located so as to provide a long, straight route from the starting line.
- e. The first turn of a course shall be at least 200 meters and preferably at least 400 meters from the start.
- f. Turns shall be gradual. If a course layout requires a sharp turn, any such turn shall be clearly marked. The runner shall be provided with a distinct barrier through that turn.
- g. The last 100 meters of the course shall be straight and at least four meters wide to the finish line.

SECTION 3. COURSE MARKINGS

- a. The entire course shall be clearly marked using either natural or artificial boundary markers.
- b. The boundary markers shall be continuous throughout the entire length of the course clearly designating both the inside and outside boundaries.
- c. The course shall have kilometer and/or mile markings throughout the course.
- d. Only official markings are permissible on or near the course.

SECTION 4. STARTING LINE

The start line shall be surveyed to permit each competitor to line up equidistant from the first turn. See Figure 1.

- The middle of the starting arc should be marked with a perpendicular line. The arc should be described so that it passes through this point and the end points of the start line, all of which are equidistant from the initial significant point on the course (that is turn or narrowing). Additional points along the arc should be measured to ensure accuracy.
- The starting line shall be wide enough to provide at least a 50-centimeter space for each of four front line team starters and a 50-centimeter space for each individual starter.
- Lane positions or boxes shall be numbered from left to right facing the running area.

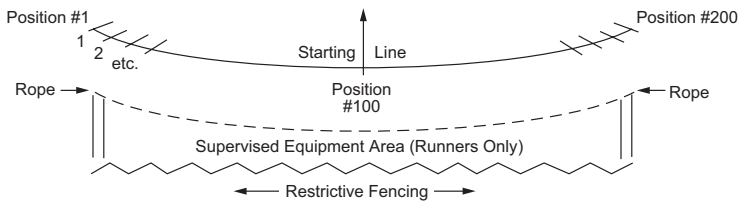


Figure 1—Starting Area

SECTION 5. FINISH AREA

It is recommended strongly that the finish area be relatively close to the start of the race and that extreme caution be observed to avoid confusion with the start line. The finish area shall be on fairly level ground.

- The finish line shall be a minimum of four meters wide and a maximum of 10 meters wide, and located perpendicular to the course line. It shall be marked brightly and be visible from a distance. The finish line is at the mouth of the finish chute or finish corral.
- A finish chute is recommended for all races that do not use the transponder (chip) system to help with meet administration and provide accuracy and fairness to the competitors.
- A finish corral to help with meet administration should be used for all races that use a transponder (chip) system.

Note: Specifications for finish chute and finish corral construction and their operation are located within the NCAA Men's and Women's Cross Country Championships Handbook when applicable.

RULE 19

Equipment

SECTION 1. TIMING

The following are desired minimum requirements that should be implemented:

- a. Equipment may be fully automatic (FAT) and is recommended.
- b. FAT equipment must be capable of monitoring the adequacy of the power source.
- c. FAT equipment must have an automatic battery power takeover system in the event of line system power failure.
- d. FAT equipment must protect the time base accuracy from surges in the power source.
- e. FAT equipment must produce a visual and printable photo finish photograph with read-out times.
- f. FAT equipment, one camera, preferably color, used as the primary photo finish device. At least one additional camera designated for use as backup or for determinations not evident from the primary camera.
- g. The cameras shall be positioned on opposite sides and each camera shall be perpendicular to the finish line.
- h. A minimum of two independent power circuits for these timing devices, one for the primary and one for the backup.
- i. Manual timing systems may be used for primary timing and as the meet management deems necessary.

SECTION 2. CALIBRATION OF MEASURING DEVICES

Effective December 1, 2026

It is recommended that all equipment used for timing be certified for accuracy by an appropriate testing agency in accordance with methods specified by the manufacturer, before the first competition each year and preferably before each major competition.

- a. It is required that all timing equipment be recalibrated every four years.
- b. An appropriate testing agency must recalibrate for accuracy in accordance with methods specified by the manufacturer.

RULE 20

Meet Personnel

SECTION 1. OFFICIALS

Number and Type

ARTICLE 1. The number of officials necessary to conduct a meet varies with the size and type of meet being conducted. The following officials, as appropriate, are recommended for a large meet:

a. *General administration*

Meet management	Medical doctor and/or athletic trainer
Meet director	Meet referee(s)
Jury of appeals	Marshals
Competition data manager	Announcers
Awards coordinator	Media coordinator

b. *Officials*

Clerks of course	Running referee
Judges of finish	Umpires
Manual timers	Starters
Head finish evaluator (fully automatic timing)	
Timing device operator(s) (fully automatic timing)	

Note: The meet management shall have the authority before competition begins to alter, add or reduce the above list as it deems advisable, upon review of factors such as the facility and automation.

SECTION 2. SELECTION OF OFFICIALS

Officials should be individuals who have followed collegiate cross country closely over a period of years. They must be trained in the rules that govern this NCAA sport, actions that constitute violations of these rules, and how and where they tend to occur. Every possible effort should be made to select and assign officials so that no conflict of interest could arise between competitors and officials. Currently enrolled students of any competing institution shall not officiate at conference, NCAA regional, or NCAA national championships, but may serve in other capacities.

SECTION 3. MEET MANAGEMENT

The role of meet management is to organize and oversee all aspects of the entire meet. If no meet management staff is established, all responsibilities become the duties of the meet director.

a. Appoint a meet director;

b. Assist the meet director with meet administration;

- c. Determine the number, selection and assignments of competition officials;
 - 1) Appoint a jury of appeals, if deemed appropriate, to serve as the final authority on appeals of the referees' decisions.
 - 2) Appoint and inform officials and prepare officials' materials.
 - 3) Provide for pertinent officials to remain at the competition site until the end of any protest period.
- d. Determine meet procedures:
 - 1) The use, type and placement of competitors' identification;
 - 2) The timing equipment and operator to be used;
 - 3) The length of the course for each race;
 - 4) The entry process for the competition;
 - 5) The entry deadline for the competition;
 - 6) the number of teams and/or competitors allowed in each race;
 - 7) The number of competitors an institution is allowed to start in a race;
 - 8) Establish reporting times for competitors in all races;
 - 9) The starting box assignments for teams and/or individuals;
 - 10) Publish prior to the meet the location and method of obtaining the official results for each race (i.e., scoreboard, physical printout or online);
 - 11) Procedures and location for filing a protest, including any fees that may be assessed; and
 - 12) Approve official video equipment and provider that can be used for official video review by the referee and/or jury of appeal prior to the start of the competition.
- e. Provide full and early information to all competing schools;
 - 1) Inform competing schools of suitable lodging, dining and ground transportation;
- f. Arrange for certification of all timing devices;
- g. Arrange meetings;
- h. Organize and conduct meet promotion;
- i. Address challenges to any meet procedures or entries or event seedings before the competition begins;
- j. Provide and prepare the course and all ancillary facilities;
- k. Provide facilities and equipment;
- l. Verify team scores and submit meet results to the required standardized results reporting system within 24 hours after the completion of competition; and
- m. Retain all results and competition data, either hard copy or electronic, through December 1 of the current season

SECTION 4. MEET DIRECTOR

Primary Role

ARTICLE 1. The meet director is the central person behind the success of a track meet. The meet director must foresee all the needs of competitors, officials and spectators, and ensure that all the technical details of the meet have been addressed within the requirements of the rules. If a meet management staff is not established, the meet director assumes and is accountable for all meet management responsibilities.

SECTION 5. REFEREE(S)**Primary Role**

ARTICLE 1. The primary responsibility of a referee shall be to render a ruling on all perceived rules violations reported by a competition meet official or properly filed protests filed by coaches of competing teams once the competition starts until the protest period of the competition has ended. The referee(s) shall be knowledgeable and qualified to enforce and, if necessary, interpret the NCAA rules.

a. The referee shall not serve as any other official or as a member of the jury of appeals or meet management.

Duties

ARTICLE 2. The referee(s) shall:

- a. After consulting with the appropriate officials, decide all questions, take such actions and make such decisions, including those for which the rules make no specific provision, that provide each contestant a fair and equal opportunity;
- b. Ensure fair and safe competition for all competitors and disqualify those whose acts violate the rules of fair and safe competition;
- c. Have sole power to warn and/or disqualify competitors as provided by these rules or upon report from the head umpire, except as provided in Rule 20-9.1; and
- d. Render a decision on all perceived rule violations reported by competition officials and/or on properly filed protests.

Finality of Decisions

ARTICLE 3. The referee's decisions in all matters shall be final and without appeal, except in those meets in which an appointed jury of appeals has been established for that specific purpose. The jury of appeals then will have the final authority.

SECTION 6. JURY OF APPEALS**Primary Role**

ARTICLE 1. The responsibility of the jury of appeals shall be to render a final decision on all properly executed appeals of the referee's decision that were issued as a result of an official protest. A jury of appeals member shall not serve as any other official or as a member of the meet management.

Duties

ARTICLE 2. The jury of appeals shall determine if the referee acted within the purview of their defined responsibilities. If the referee's decision is in doubt, the jury of appeals shall interview individuals, including the referee, and may also consider other available information, including official video evidence.

The decision of the referee shall be upheld unless irrefutable evidence to the contrary clearly shows an error.

The decision of the jury of appeals shall be final and without further right to appeal. However, the jury of appeals may reconsider decisions if new conclusive evidence is presented.

SECTION 7. UMPIRES

Duties of Head Umpire

ARTICLE 1. The duties of the head umpire shall be:

- a. To instruct umpires as to the rules and violations in general and as to the special course conditions and special regulations the meet management or appropriate referee established for the meet;
- b. To place umpires where they can best judge possible violations;
- c. To position umpires at various points on the course to observe all areas, specifically at points where confusion may occur;
- d. To secure and clarify from the umpires the facts of all apparent violations of rules; and
- e. To report all apparent violations of the rules and incidents of concern to the referee.

Duties of Umpires

ARTICLE 2. The duties of the umpires are to detect and report, in writing, without waiting for a protest, all apparent violations of the rules to the head umpire. In so doing, they do not assume responsibility for disqualification — only the referee can make a disqualification. A yellow or white flag shall be made visible as soon as the umpire's area is cleared to indicate the umpire's judgment. Each umpire shall use a yellow signal flag to indicate apparent violations and incidents of concern. A white flag should be raised to indicate that a violation has not been observed.

The umpires shall observe the conduct and the course of the runners during the race.

Note: Umpires should be highly qualified and available in sufficient numbers to carry out their duties properly.

Placement of Umpires

ARTICLE 3. The head umpire shall be stationed, or move from place to place, during a race so that all possible violations may be seen and thus augment umpires' reports with personal information.

SECTION 8. CLERK OF THE COURSE

The clerk of the course, with the help of assistant clerks as the meet may require, shall be responsible for:

- a. Obtaining the official start lists of teams that identifies team members, individual runners and competitor bibs;
- b. Using the official list, clear the starting and equipment area of everyone except the clerks, equipment marshals and competitors on the official list;
- c. The clerk of the course will begin in the middle of the starting line and line up the runners in consecutive order on either side of the middle, progressing to the outside starting position;
- d. Enforcing uniform, bib, shoe and logo rules at the time of initial check-in through inspection, overseeing corrective action, and the issuing of a warning that repeated violation may result in disciplinary action. A report of uncorrected violations shall be made to the meet management, referee and the offending competitor's coach; and

- e. Related duties as requested by the starter, meet director and the meet management.

Note 1: To ensure a fair and equal start, every runner should be placed on the front line if at all possible.

Note 2: It is not a protestable offense if a uniform non-compliance issue is identified after final clerking and the race has begun.

SECTION 9. START TEAM

Starter

ARTICLE 1. The starter shall have entire control of the competitors when on the start line and during the start; and, along with the assistant starter, the starter shall decide, without appeal, whether a start is fair and legal, or which competitor(s) shall be charged with a false start. The starter shall be responsible for:

- Starting races promptly after the clerk of the course turns the athletes over to the starter;
- Answering questions on the rules and conditions governing the start of each race; and
- Positively informing all competitors, officials, competition management and spectators of cancellations, warnings and/or disqualifications through the use of green, yellow or red cards and verbal communication.

Assistant Starters

ARTICLE 2. Assistants to the starter shall be appointed with the authority to recall for any observed infringement of the rules or any start that, in their opinion, is unfair. The reason for any recall shall be reported to the starter. Such assistants are of special value when the starter has difficulty seeing the entire field or the entire area where a recall is authorized. At least four assistants to the starter are recommended.

SECTION 10. TIMING OFFICIALS

Operator(s) Duties

ARTICLE 1. There shall be appointed officials who operate the fully automatic timing system used for the competition.

The timing device operator shall have direct communication with the start team and head finish judge.

If the timing device fails to start, the operator shall recall the race.

After the race is over, the timing device operator shall forward the photo finish image to the head finish evaluator.

If a malfunction should occur, the timing device operator shall notify the proper official(s) immediately and the predetermined backup system shall be designated the official result.

Photo Evaluator(s) Duties

ARTICLE 2. The head finish evaluator should be away from the finish line area and isolated from all competitors, officials and coaches so that this person is free from distraction while performing their duties.

The head finish evaluator shall, by using the official image of the finish, be responsible for the evaluation and interpretation of finish places and times.

In the event a protest is filed or additional assistance is required, as in ruling on close finishes, the referee shall be called to render a decision.

Official Images

ARTICLE 3. Fully automatic timing systems have priority over manual times and judges' picks.

Finish Line Filming

ARTICLE 4. For meets in which congestion at the finish area may arise, finish line filming is recommended.

SECTION 11. MANUAL JUDGES OF THE FINISH**Number, Duties, Placement**

ARTICLE 1.a. The head judge shall be placed on an elevated stand opposite the film crew and shall remain in that position and inform the assistant judges of finish order placement of the participants as they cross the finish line.

- b. The judges on the ground shall be responsible for actually placing the runners in their appropriate order of finish as they enter the narrowing funnel into the chute as indicated by the head finish judge.
- c. There shall be two teams working independently of each other that shall record the runners' places.
- d. One team shall be stationed opposite the manual time recorders at the finish line. A place recorder shall speak the assigned number worn by the runner as each crosses the finish line while another person records the announced numbers on a continuous numbered form. An audio recorder to verbally record the finishers by their assigned number is recommended.
- e. A second team, performing the same operation as the first, shall be stationed at the outlet of the finish chute.

Procedure for Picking Places

ARTICLE 2. The finish judges shall watch the race until the competitors are within 9 meters of the finish line and then should concentrate on the finish line to place finishers in accordance with Rule 21-6.2.

Without consulting other judges, each judge shall write the place selection on a card and hand it to the head judge. The decisions of judges picking higher-scoring places shall overrule those of judges picking lower-scoring places.

The head judge shall view the finish as a whole. Should the head judge see a place winner who is overlooked by all finish judges, and whose proper place cannot be decided in the manner described above, the head judge shall rule on the finish.

Note: When official images from the fully automatic timing device(s) are not available, those from another system (that is, video recording) authorized by the meet management before the start of the competition may be used to verify the results reported by the judges of the finish.

SECTION 12. MANUAL TIMERS**Number, Duties**

ARTICLE 1.a. The head timer shall be responsible for all phases of the finish times and results that require accurate timing. The head timer shall coordinate all timers, the timing of first place and the overall timing system (or systems) used in the competition.

- b. One timer shall be assigned to call out times for all runners at every 1000-meter or mile point throughout the competition.

- c. One time caller shall call out finish times loudly and clearly on a full-second basis as each runner crosses the finish line.
- d. Manual timing system - The time recorder shall be responsible for recording the time of each runner at the finish, in full seconds, as called out as each finisher crosses the finish line.

Placement of Timers

ARTICLE 2. Timers for each place shall serve from opposite sides on elevated stands at least 3 meters from the edge of the finish line.

Procedure for Timing

ARTICLE 3. The timing device will be started with the index finger upon the sight of the flash or smoke of the pistol or starting apparatus. The timing device is stopped with the index finger when the timer sees that any part of the competitor's torso has crossed the perpendicular plane of the near edge of the finish line. The torso is defined as any part of the body other than the head, neck, arms, legs, hands or feet.

Without consulting with other timers, each timer shall report the results to the head timer. The head timer shall decide the official time for each competitor.

SECTION 13. COMPETITION DATA MANAGER

The competition data manager and as many assistants as necessary shall record for the chair of meet management and/or meet director the complete results in team scores, individual place winners and their times, and additional information that may be available.

SECTION 14. ANNOUNCER

Duties

ARTICLE 1. The announcer and any assistants shall provide meet information to spectators using available audio and visual aids without unduly disrupting attention from the competition. Announcers shall have the following additional responsibilities:

- a. Inform the competitors and spectators of special information related to the course and meet procedures;
- b. Call the runners to the start;
- c. Inform the spectators of the name, position and time of the leading runners during the progress of the race at each 1000-meter or mile mark;
- d. Announce the leading two or three runners as they approach the finish (announcements should not be made while runners actually are crossing the finish line, since this would create confusion for the recorders);
- e. Announce the unofficial quick scores and follow up with the official scores if ascertained reasonably quickly; and
- f. Assist with the presentation of awards.

Supplementary Visual Aids

ARTICLE 2. Successful meet promotion has demonstrated that announcing should be supplemented by numerous and varied visual aids, including electrically lighted scoreboards on which entries, results and brief messages can be displayed.

SECTION 15. MARSHAL

Marshals shall have full charge of all areas used for competition and shall allow persons only with valid authorization to enter and remain in the competition area during the race. The marshal shall limit all persons from interfering with fair, orderly and sporting conduct of the race. Marshals shall be easily identifiable. The chief marshal shall supervise and assign individual duties to the marshal's assistants.

SECTION 16. MEDIA COORDINATOR

The media coordinator manages and informs media representatives of all factual and point of interest occurrences during the meet. The media coordinator serves as the liaison among the media and the competitors, coaches and officials. The media coordinator also provides team entry lists including full names of each competitor, starting box assignments and course records. Finally, the media coordinator is responsible for distributing official results following the completion of the meet.

SECTION 17. MEDICAL DOCTOR/ ATHLETIC TRAINER

The meet management appointed/approved medical doctor/athletic trainer shall examine injured or ill competitors and advise the competitor, the competitor's coach and the representative of any sponsoring organization regarding the continued participation in the meet. Provisions shall be made to provide medical aid to runners on the course.

SECTION 18. MEDICAL PERSONNEL

Whenever an athletics participant suffers a laceration or wound from which oozing or bleeding occurs, medical personnel shall stop the practice or event as soon as possible and provide the competitor with appropriate medical treatment. The competitor should leave the event or practice and not return until the oozing or bleeding stops.

RULE 21

The Competition

SECTION 1. THE START

Control of the Start

ARTICLE 1. The starter has sole control over all aspects of the start. The starter's decisions shall be final. A starting area marshal shall be assigned to help keep the starting area clear and quiet.

The starter shall confer only with the officials assigned to the starting line (assistants to the starter and starting area marshal) in cases in which there are questions concerning the start.

Practice starts in the immediate area of the starting line are not allowed in conjunction with the starter's commands.

Team Box Assignments

ARTICLE 2. Within a race, meet management shall assign teams to the center most starting line boxes by random draw.

Individual Box Assignments

ARTICLE 3. In a race with individual competitors not entered as part of a team:

- After assigning all teams a starting box, meet management shall randomly assign each individual into a group of no more than seven individuals. If there are multiple individual competitors from a single institution, these competitors shall be assigned to the same group.
- Meet management shall assign each group of individual competitors to one of the starting line boxes not assigned to a team by a separate random draw.
- Meet management shall assign individual starting positions within a box by random draw.

Starting Procedures

ARTICLE 4.a. When all runners are lined up ready for the start, the head starter shall have a flag, pistol and whistle and take a position in the middle of and at least 50 meters in front of the starting line.

- The head starter shall briefly and concisely review the following starting commands and procedures with all competitors immediately before the race:
 - One whistle blast indicates "Runners to the line" position. Both arms of the starter, with a pistol in one hand and a red flag in the other, shall be held straight out from the shoulder at shoulder height. This position is to be held until all runners are on the line and steady. See Figure 2.
 - In the "Runner set" position, the pistol and flag are raised slowly to straight overhead.
 - When all runners are steady, the pistol shall be fired. The start is a simultaneous act of firing the pistol and pulling the flag down, providing both visual and auditory starting commands.

- 4) A recall is indicated with the head starter and/or assistants to the starter firing the pistol and waving the flag up and down vigorously.
 - c. An assistant to the starter should be stationed on an elevated platform located at one end of the starting line so the following duties can be performed:
 - 1) Have a complete view of the length of the starting line;
 - 2) Via access to the public address system, turn over the runners to the head starter when the runners are ready; and
 - 3) Initiate and/or affect a recall in case of a false start at the starting line.
- Note: If more than one such assistant is used, they shall be stationed at each end of the starting line.*
- d. Two additional assistants to the starter shall be placed at appropriate distances from the start to initiate and/or affect a recall as required by Rule 21-1.5.
 - e. An assistant to the starter should be placed behind the starting line near the middle of the field to initiate and/or affect a recall as required by Rule 21-1.5.




Figure 2—Starter's Signal

Recall Point

ARTICLE 5. The race shall be recalled for any incident that a member of the start team determines resulted in an unfair start. The incident must have occurred within 100 meters to the start line and be clearly associated with the start.

SECTION 2. STARTING VIOLATIONS/PROCEDURES

Violations and resulting procedures at the start of a race include:

- a. If a competitor at the start of a race uses tactics obviously intended to disconcert an opponent, the competitor shall be warned by the starter and, if such action is repeated, shall be disqualified.
- b. A false start may be charged to a runner who fails to comply promptly with the command "Runners to the line" or with the various requirements of the command "Runners set" after being warned.
- c. If a competitor commences the starting motion after assuming a full and final set position and before the report of the pistol/starting device, it shall be considered a false start and competitor shall be disqualified unless the starter has cancelled the start.
- d. If a member of the start team judges the start as unfair, they shall recall the competitors with a second pistol shot. If the starter judges the unfair start was due to one or more competitors "beating the pistol," it shall be considered a false start and the starter must charge the offender(s), who shall be disqualified. If the unfair start is not due to any competitor, a false start shall not be charged.

- e. For any reason, either before or after the command “Runners set,” a member of the start team may cancel a start by directing all runners to stand up. After allowing the runners a brief time for adjustments, a new start shall be made. The starter must conform to the prescribed commands as set forth in the rules.

Note 1: The starter usually finds it necessary to warn or disqualify only one runner for a false start. By quickly saying “Stand up” after a break, the starter can release the other runners from their marks. Runners who, in the starter’s judgment, have been led off their marks by a false starter shall not be warned or disqualified. However, if two or more runners break together, the starter must warn or disqualify all of them.

Note 2: Communication by the start team regarding its decision concerning a violation, warning or cancellation shall be accomplished in compliance with Rule 20-9.1.

Note 3: An intentional false start is considered misconduct.

SECTION 3. THE FINISH

Placing Finishers

ARTICLE 1. The runners shall be placed in the order in which any part of their torso (as distinguished from an appendage such as the head, neck, arms, legs, hands or feet) reached the perpendicular plane of the nearer edge of the finish line.

Finish Tape

ARTICLE 2. When fully automatic timing is used, finish tape shall not be used directly at the finish line.

SECTION 4. LEGAL RUNNING

The following situations shall constitute legal running:

- a. A competitor may run anywhere on the course at any pace or any change of pace as long as they do not use any body or arm action to impede another runner’s progress;
- b. A competitor may pass another runner legally on either the right or left side; and
- c. A competitor may cut in front of another runner, provided that the overtaking runner has one full stride. This also applies to the curved-line start.

SECTION 5. RUNNING VIOLATIONS

The referee, upon receiving the report of a perceived rule violation from a competition official after review of official meet video, if available, and consulting with the appropriate officials, shall disqualify a competitor who:

- a. Impedes another runner;
- b. Cuts in front of another runner without proper clearance or at least one full stride on the curved line start;
- c. Veers to the right or to the left so as to flagrantly impede a challenging runner or forces the challenging runner to run a greater distance;
- d. Voluntarily leaves the course or clearly abandons the race, then returns to continue the race;
- e. Tries to force a way between two leading runners and makes direct contact so as to impede the progress of either; or

- f. Gains a meaningful advantage by failing to complete the prescribed course that is defined by a legal marking system.

Note: The referee, after consulting with the appropriate officials, shall not disqualify a competitor who is pushed or forced by another runner to briefly step off the course without material advantage gained.

SECTION 6. SCORING

Team Composition

ARTICLE 1. A Cross Country meet is a team scored competition. A team consists of a minimum of five (5) and a maximum of 12 runners or more if otherwise agreed upon.

Placing Finishers

ARTICLE 2.a. All runners who start the race shall be recorded in the official results. All runners who finish a race shall be given an overall finish place. All runners who do not finish the race shall be recorded as Did Not Finish (DNF) and listed alphabetically in the official race results.

- b. An officially designated video or photograph must be used to verify the order of finish in all cases in which the timing system indicates a one-tenth second or less differential.

Note: The method for placing finishers and the types of equipment required to properly place finishers for meets such as conference, regional and national championships shall be detailed in the appropriate handbook for the competition.

Team Scoring

ARTICLE 3.a. Only the first seven runners on an institution's team may be used in determining scoring places. An order for team-finish placing is established by removing all runners behind the top seven finishers on each team, and all runners starting the race including those individuals that began the race as part of a team but whose team finished with fewer than five runners completing the course.

- b. A score shall be established by totaling the final scoring place finish of an institution's first five runners to finish the race. The team scoring the lowest number of points shall be the highest-placing team.
- c. Teams that start with at least five runners declare their intent to finish as a team. Incomplete teams, teams starting with a minimum of five runners but not finishing a minimum of five runners, shall be listed alphabetically in the last position of the official team results as Did Not Finish (DNF). Tiebreaking procedures do not apply in this case
- d. Up to a maximum of seven runners from an institution's team shall be used in determining the final finish place of a team's runner to establish scoring places. The final scoring place of a team's runner shall be determined by removing all runners in the race not participating on a team, runners representing an incomplete team, and/or runners on teams competing more than seven scoring runners.
- e. If two or more competitors are judged as having tied for a place, points for the places involved shall be divided equally between these competitors.
- f. Ties in team scoring shall be broken by comparing in order the place finish of each of the five scoring members of the tied teams. The team with the majority of winning comparisons shall be awarded the higher place.

Team Box Assignments

ARTICLE 4. Within a race, meet management shall assign teams to the starting line boxes by random draw.

Individual Box Assignments

ARTICLE 5. In a race with individual competitors entered not as part of a team:

- a. Meet management shall randomly assign each individual competitor into a group.
- b. If there are multiple individual competitors from a single institution, these competitors shall be assigned to the same group.
- c. Meet management shall assign each group of individual competitors to one of the starting line boxes designated by the meet management for individual competitors by random draw.

Competition Transparency

ARTICLE 6. Prior to the competition, the meet administration shall determine, publish and post electronically the list of competitors an institution shall be allowed to enter the competition as the institution's team.

SECTION 7. PROTESTS/DISQUALIFICATIONS/APPEALS

ARTICLE 1.a. Protests relating to singular matters that develop during the conduct of the race shall be made in writing at once and shall not be later than 15 minutes after the results have been deemed official and time stamped for the race.

Review of Protest

ARTICLE 2. The referee shall review each written protest:

- a. The referee shall review all evidence and circumstances regarding the protest:
 - 1) The written protest.
 - 2) The report of a perceived rule violation by a competition official.
 - 3) Official meet video as designated by meet management prior to the start of the meet.
 - 4) Official photo-timing images.
- b. The referee(s) shall render a decision.
 - 1) The concurrence of two referees is required when no jury of appeal is appointed.
Coaches of competitors affected by any referee's decision shall be notified by a referee.
- c. Results revised because of a referee's decision due to a challenge, protest or disqualification shall be posted and announced. Coaches of competitors affected by any referee's decision shall be notified.
- d. Protests relating to Rules 22-3.1 shall not interrupt an event, nor result in a disqualification once the event begins.

Appeals

ARTICLE 3. If a jury of appeal has been appointed by meet management prior to the start of the meet;

- a. A referee's decision may be appealed through the appointed jury of appeal, in writing, not later than 30 minutes after the referee's decision has been announced. The referee must be interviewed and any official evidence available

to the referee may be reviewed. If such evidence is not conclusive, the referee's decision shall be upheld. No further appeal is available. The result of an appeal shall be posted, and the affected coaches shall be notified by a jury of appeals.

Tobacco Use

ARTICLE 4. The use of tobacco by student-athletes, or team or meet personnel (e.g., coaches, athletic trainers, managers and meet officials), is prohibited during competition. Any student-athlete, or team or meet personnel, who uses tobacco during competition shall be disqualified for the remainder of that competition.

SECTION 8. VIDEO

Official Meet Video

ARTICLE 1. Video declared by meet management as official meet video prior to the start of the competition shall be the only video used by any competition official.

Video Review

ARTICLE 2. Video review, when available, shall be used by the referee for the sole purpose of either confirming or denying a perceived rule violation reported by a competition official; or used by the referee(s) and/or jury of appeals to address a submitted protest or appeal regarding the referee's decision to a perceived rule violation reported by a competition official or a decision rendered by a competition official.

SECTION 9. CORRECTABLE ERROR

Within 72 hours after the completion of a meet, results can be corrected without the need for formal protest if administrative errors are detected (that is, incorrect calculation of team or individual scores, timing, placing or other errors based on factual evidence).

SECTION 10. RECORDS

NCAA Championship records shall be the only records maintained by the NCAA.

Each records chair is responsible for obtaining certification of records set at their respective championships using the WA record form. These records forms should be given to the respective NCAA liaison, used as the basis for the record and kept on file at the NCAA national office.

RULE 22

The Competitors

SECTION 1. COMPETITOR RESPONSIBILITIES

ARTICLE 1. Competitors are to abide by the letter and spirit of the rules and shall be responsible for conducting themselves in an honest and sporting fashion at all times toward opponents, officials and spectators. Competitors who conduct themselves in an unsporting manner, who are offensive by action or language, or who are found to be in violation of the code of conduct, shall be warned or disqualified by the referee.

Duties

ARTICLE 2. A competitor shall report to the clerk of the course, or the head judge for a field event if so instructed, not later than the check-in time designated by meet management and shall promptly be at the clerking location of each competition in which entered. A competitor shall also be responsible for:

- a. Wearing the proper uniform as prescribed within Rule 22-3.1 through 22-3.4 when checking in with the clerk of course or assigned competition official and during the competition.
- b. Wearing and displaying the correct identification if assigned by meet management when checking in with the clerk of course or assigned competition official and during the competition.
- c. Having their equipment checked when checking in with the clerk of course or assigned competition official.

SECTION 2. ASSISTANCE AND ELECTRONIC DEVICES

Assistance

ARTICLE 1. On the report of an official, or from a properly filed protest, the referee shall warn or disqualify a competitor who gives or receives assistance, a competitor who is determined to have been directly or unduly aided by a coach, a teammate not in the race, or a non-competitor associated with the competitor's team, or a competitor who is indirectly aided from inside the competition area by a coach, a teammate not in the race, or a noncompetitor associated with the competitor's team.

- a. For the purpose of this rule, the following shall be considered assistance, and therefore not allowed:
 - 1) A competitor using any wireless electronic device during competition.
 - 2) Using any device or technology that provides the user with an unfair advantage over another athlete.

- 3) Pacing in races by persons not participating in the same race, by lapped competitors or those about to be lapped, or pacesetting by any kind of technical device that benefits the field.
- b. For the purpose of this rule, the following shall not be considered assistance, and therefore allowed:
 - 1) Communication between competitors and their coaches within designated areas.
 - 2) Medical examination/treatment deemed necessary, within the competition area, to enable a competitor to participate or continue participation without assistance. Such examination/treatment shall be administered by those authorized by meet management for such purpose, including team medical personnel, and may occur outside the competition area. Such intervention shall not delay the conduct of the race.
 - 3) Any kind of verifiable open wound protection or personal safeguard that does not provide a direct aid in the specific execution of the race.

Electronic Devices

ARTICLE 2. Coaches, athletes, competitors and officials shall not use video or audio communication devices [e.g., radio transmitters or receivers, mobile phones, smart watches, computers, unmanned aerial systems (i.e., drones) or any similar devices in the competition area] except as authorized by meet management for meet administration.

SECTION 3. COMPETITOR ATTIRE

Uniform

ARTICLE 1. When engaged in competition, each competitor must wear an official school-issued team uniform that consists of two components, a top and a bottom. A one-piece body suit is acceptable as a combination of the two components. Competitors who are not in proper uniform compliance shall not compete until a compliant uniform is worn.

- a. Competitors who are not in proper uniform compliance shall not compete until a compliant uniform is worn.
 - 1) The competition will not be delayed to accommodate compliance with the rule.
- b. On the day of competition, all team members must wear uniforms of the same color or color combination (e.g., white top, red bottom).
 - 1) Men's and women's programs from the same institution are separate teams and are not required to have uniforms of the same color or color combination.
 - 2) If a one-piece body suit is worn it shall be of the same color as the top worn by other members of the institutions' team.
 - 3) Competitors on the same team are not required to wear the same style of uniform.
- c. The uniform top must, by design and size, cover the full length of the torso, meeting or hanging below the waistband of the bottoms, while the competitor is standing, and allow for competitors' bibs to be placed above the waist, front and back.
 - 1) Uniform tops must be worn so to not obscure hip numbers.
 - 2) Additional visible clothing is an undergarment. It must be worn under the uniform and is not considered as part of the uniform.

d. Competitors shall not use or wear artificial noisemakers.

Note 1: Individual or team uniform, logo, bib and shoe rules shall be enforced through inspection by the clerk of the course at initial race check-in. Violators shall be warned, given the chance to correct the violation, and reported as provided in the rule.

Manufacturer Logos

ARTICLE 2. Per NCAA Bylaw 12.5.4, an institution's official uniform and all other items of apparel (i.e., team jersey, socks) that are worn by student-athletes in competition may bear a single manufacturer's or distributor's normal trademark, not to exceed 2¼ square inches, including any additional material (i.e., patch) surrounding the normal trademark or logo. The logo or trademark must be contained within a four-sided geometrical figure (i.e., rectangle, square, parallelogram).

An institution's official uniform cannot bear a design element similar to the manufacturer's that is in addition to another logo or that is contrary to the size restriction.

A student-athlete representing an institution in intercollegiate competition is limited to wearing apparel items that include only the logo of an apparel manufacturer or distributor. This restriction shall not include logos that identify the student-athlete's institution or conference.

These restrictions apply to all apparel worn by student-athletes during the conduct of competition, including pre-meet or post-meet activities.

Commemorative/Memorial Patches

ARTICLE 3. As authorized by the institution or conference, a commemorative or memorial patch to be worn by an institution is allowed as long as no safety hazard is created (e.g., names, mascots, nicknames, logos, and marks intended to celebrate or memorialize persons, events, or other causes). The patch shall not exceed 4 square inches and must be placed on the front or sleeve of the uniform and may not interfere with any required markings. While not all team members are required to wear the patch, the patch must be identical for those who choose to wear the patch. As authorized by the institution or conference, other names/words intended to celebrate or memorialize persons, events, or other causes are allowed on the back of the jersey/uniform where the player name is traditionally located. The names/words may vary by team member.

Bibs, Numbers, Identification

ARTICLE 4. Meet management may require competitors to wear a prescribed form of identification during competition, such as a front and/or back bib, a hip number or a front-facing identification number. A bib number does not have to be numerical and shall not be used in conjunction with a front-facing identification number.

- a. In meets in which competitors' bibs are officially prescribed:
 - 1) The bib must be worn as intended and visible without alterations while the athlete is competing.
 - 2) If worn on the front of the uniform, it shall be placed above the waistline and below the institution's name and/or logo.
 - 3) Institution and sponsor logos shall not be obscured.
- b. In meets in which hip numbers are officially prescribed:
 - 1) Institution and sponsor logos shall not be obscured, and uniform requirements shall be observed.

c. In meets in which bibs are not officially prescribed, a front-facing identification number may be required by meet management.

- 1) The front-facing identification number must be visible without alterations when the athlete is competing and shall be worn above the waistline and below the institution's name and/or logo.

Shoes

ARTICLE 5. Competitors may compete in bare feet or with shoes on one or both feet. The purpose of shoes for competition is to protect and stabilize the feet and provide a firm grip on the ground. Such shoes must be constructed to give a competitor no unfair additional advantage. Incorporating any technology and/or device in the shoe's construction that artificially enhances a competitor's performance is not permitted. A shoe strap or covering over the instep is permitted. Any type of shoe must be reasonably available and listed on the W.A. approved list.

The number of spike positions per shoe shall not exceed eleven. Features on, and part of, the sole and/or heel (grooves, ridges, indentations or protuberances) are permissible if constructed of the same or similar material as the sole.

The length of the spike must not exceed 25 millimeters. Spikes shall have a maximum diameter of 4 millimeters for the one-half of their total length closest to the tip.

The maximum thickness of the sole of the competitor's spiked shoes shall be no greater than 20mm. For non-spiked shoes the maximum thickness of the sole shall be no greater than 40mm.

A competitor may appeal. The referee shall immediately disqualify the competitor.

Appendix A

COMBINED EVENTS Scoring for Men and Women



A link to the complete combined event tables is available online at:

<https://worldathletics.org/search?q=combined%20events%20scoring>

Appendix B

Concussions

REVISED MAY 2025

Sport-related concussion is a traumatic brain injury caused by a direct blow to the head, neck or body resulting in an impulsive force being transmitted to the brain that occurs in sports and exercise-related activities. Signs and symptoms may present immediately or evolve over minutes or hours.

Game officials are often in the best position to observe student-athletes after they have had a blow to the head or body, and may be the first to notice the behaviors that indicate a concussion may be present. An official may observe the following behaviors by a student-athlete with a suspected concussion:

- Appears dazed or stunned.
- Appears confused or incoherent.
- Shakes head.
- Stumbles; has to be physically supported by teammates.
- Moves clumsily or awkwardly.
- Shows behavior or personality changes.

Student-athletes with a suspected concussion must be removed from competition so that a medical examination can be conducted by the primary athletics healthcare provider (i.e., athletic trainer or team physician).

Importantly, a game official is not expected to evaluate a student-athlete. Instead, if an official notices any behavior that suggests a concussion, the official should stop play immediately and call an injury timeout so that an appropriate medical examination can be conducted. A simple guide to the official's role is: "When in doubt, call an injury timeout."

A student-athlete who exhibits signs, symptoms or behaviors consistent with a concussion, must be removed from practice or competition and may not return to sport activity on that day. The athlete must undergo medical evaluation and follow a return-to-learn/return-to-sport protocol under the supervision of the team physician, and may not return to sport until cleared by an appropriate health care professional. Sports have injury timeouts and player substitutions so that student-athletes can receive appropriate medical evaluation.

IF A CONCUSSION IS SUSPECTED:

1. **Remove the student-athlete from play.** Look for the signs and symptoms of concussion if the student-athlete has experienced a blow to the head. Do not allow the student-athlete to just "shake it off." Each student-athlete will respond to concussions differently.
2. **Ensure that the student-athlete is evaluated immediately by an appropriate health care professional.** Do not try to judge the severity of the injury. Call

an injury timeout to ensure that the student-athlete is evaluated by one of the primary athletics healthcare providers.

3. **Allow the student-athlete to return to play only if the primary athletics healthcare provider has determined that the student-athlete did not suffer a concussion.** Allow athletics medical staff to rely on their clinical skills and protocols in evaluating the student-athlete to establish the appropriate management.



Additional information and details regarding concussions can be found at [ncaa.org/sports/health-safety](https://www.ncaa.org/sports/health-safety).

Appendix C

Lightning Policy

The NCAA provides detailed guidance on lightning (and other environmental hazards) in the NCAA Sports Medicine Handbook. Please consult the latest version of this handbook, which is available at ncaa.org.



Appendix D

Accommodations for Student-Athletes with Disabilities

The NCAA encourages participation by student-athletes with disabilities (physical or mental) in intercollegiate athletics and physical activities to the full extent of their interests and abilities. An NCAA member institution will have the right to seek, on behalf of any student-athlete with a disability participating on the member's team, a reasonable modification or accommodation of a playing rule, provided that the modification or accommodation would not:

1. Compromise the safety of, or increase the risk of injury to, the student-athlete with a disability or any other student-athlete;
2. Change an essential element that would fundamentally alter the nature of the game; or
3. Provide the student-athlete an unfair advantage over the other competitors.

To request any such modification or accommodation, the member's director of athletics, or their designee, must submit a rule waiver request, in writing, to the secretary-rules editor. Such written request should describe:

- a. The playing rule from which relief is sought;
- b. The nature of the proposed modification or accommodation;
- c. The nature of the student-athlete's disability and basis for modification or accommodation; and
- d. The proposed duration of the requested modification or accommodation.

Additionally, each request should be accompanied by documentation evidencing the student-athlete's disability (e.g., a medical professional's letter). Upon receipt of a complete waiver request, the secretary-rules editor will consult with NCAA staff, the applicable sport/rules committee, other sport governing bodies, and/ or outside experts, to conduct an individual inquiry as to whether the requested modification or accommodation can be made. In making this assessment, the NCAA may request additional information from the member institution. The secretary-rules editor will communicate the decision in writing (which may be via email) to the requesting member institution. If the request is granted, the member institution should be prepared to provide the written decision to the officiating staff, opposing coach(es), and tournament director (if applicable) for each competition in which the student-athlete will participate. NCAA members are directed to consult Guideline 2P of the NCAA Sports Medicine Handbook for further considerations regarding participation by student-athletes with impairment.

Index to Rules

Term	Page	Term	Page	Term	Page
Indoor Track and Field		Determining order, preliminaries	51	Photo evaluator duties	44
Abbreviations	56	Dividing line	27	Hammer throw	
Aids, jumping	83	Enclosure or cage	28	Breaking of hammer	91
In high jump	87	Establishing sector	27	Damaged implement	84, 175
In long jump	89	Grouping competitors	51	Determining order, qualifying and/or preliminaries	51
In pole vault	88	Inspection of	85	Dividing line	27
In triple jump	89	Measuring	85	Foul throw	91
Announcer		Preliminaries, time limit	50	Grouping competitors	51
Duties	45	Recording performances	85	Inspection of	84
Relevant information	45	Safety measures	86	Legal throw	90
Visual aids to	45	Taping aids	83	Measuring throw	91
Appeals	55, 145	Time limit	81	Preliminaries, time limit	50
Application for record		Using competitor's implement	85, 175	Recording performances	85
NCAA/collegiate	57	Warm-up attempts	84	Safety measures	86
Baton, relay		Distances, measuring the track	21	Shoe restrictions	62, 153
Passing baton	69	Excused competitors	82	Ties	53
Receiving baton	69	Failure to Participate	58	Time limit	81
Specifications	31	Facilities and race conduct		Using competitor's implement	85, 175
Break line		The weight	34	Warm-up attempts	51
Description of	23	Field events		Heats	
Cage, enclosure		Absence from competition	82	Canceling	71, 72, 73, 163, 164
Hammer and discus	28	Alternate procedures	51	Heptathlon	49
Championships meet		Damaged implement	84, 175	Pentathlon	49
Competitor bibs	62, 153	Event timer	82	Redrawing	73
Official pictures	44	Excused competitors	82	High jump	
Order of competition, field events	51	Four-attempt competition	51	Accidental displacement, crossbar	86
Preferred lanes	74, 75	Grouping competitors	51	Approach	19, 24
Qualifying for finals	70	Implement inspection	84	Distance between standards	32
Recording performances	85	Meet implements	84	Failed attempt	86
Relay substitution	69	Preliminaries, time limit	50, 81	Improperly fastened supports	87
Taping aids	83	Safety considerations	86	Jumping aids	
Clerk of course, duties	42	Safety measures	86	Foot pattern	83
Combined Event		Shoe restrictions	62, 153	Markers	87
Event time limits	81	Taking measurements	85	Landing pad	32
Failure to participate	58	Ties	53	Legal jump	86, 88
Records	55, 56, 145, 146, 205	Time limit	81	Measuring height of bar	85, 86
Vertical heights	86	Using competitor's implement	85, 175	Procedure	51
Vertical increments	87, 177	Using illegal implements	85	Shoe restrictions	62, 153
Competition		Visible time indicators	82	Starting height and increments	86
Absence from	82	Field-event violations		Takeoff area	24
Competitor number	62, 153	Jumping aids	83	Ties	53
Order of, field events	51	Taping aids	83	Uprights	32
Shoes	62, 153	Field judge[s]		Hurdles	
Uniform	60, 151	Head judges of field events	44	Chevron	31
Competitors		Number	44	Design	31
Excused competitors	82	Finish		Height tolerance	31
Grouping of, field events	51	Line description	22	Indoor placement	24
Responsibilities	58	Placing finishers	66	Lanes	23
Construction		Placing finishers [manual]	66	Material	31
Field areas	19	Posts, description	22	Measurements	31
Track areas	19	Returning in lanes	67	Pull-over force	31
Correctable Errors	56	Tape not used with FAT	67	Hurdling violations	
Discus		Fully automatic timing officials		Hand	69
Circle specifications	19	Head finish evaluator [FAT]	44	Lead leg	69
Damaged implement	84, 175	Operator duties	44	Running around hurdle	69

Term	Page	Term	Page	Term	Page
Runs over hurdle not in own lane.....	69	In lanes.....	21	In field events.....	57
Trail leg.....	69	Not in lanes.....	21	In high jump, pole vault.....	57
Implement inspector		Medical doctor		In hurdle events.....	56
Duties.....	45	Duties.....	46	In preliminaries.....	57
Implements		Medical personnel.....	47	NCAA championships.....	57
Illegal.....	85	Meet director		Steel tape.....	57, 85
Inspection of.....	84	Duties.....	39	Referee[s]	
Use of competitor's.....	85, 175	Meet management		Duties.....	39
Javelin		Assign meet director.....	38	Finality of decisions.....	40
Damaged implement.....	84, 175	Forming heats.....	73, 74, 165, 166	Primary role.....	39
Determining order, qualifying and/or preliminaries.....	51	Setting qualifying standards.....	70	Relays	
Grouping competitors.....	51	Starting height and increments, high jump.....	86	After passing baton.....	70
Inspection of.....	84	Starting height and increments, pole vault.....	87, 177	Baton specifications.....	31
Preliminaries, time limit.....	50	Warm-ups, field events.....	51	Common relay events.....	69
Recording performances.....	85	Officials		Definition of.....	69
Safety measures.....	86	Additional.....	37	Dropping baton.....	69
Shoe restrictions.....	62, 153	Combined events.....	37	Four-turn stagger.....	69
Ties.....	53	Event timer.....	82	Passing baton.....	69
Using competitor's implement.....	85, 175	Number, types.....	37	Receiving baton.....	69
Warm-up attempts.....	51	Selection of.....	37	Starting violations.....	65
Judges of the finish [FAT]		Order of competition, field events		Substitution.....	69
Duties.....	44	Determining.....	51	Three-turn stagger.....	69
Fully automatic timing.....	79	Grouping competitors.....	51	Zones.....	23, 69, 70
Head finish evaluator.....	44	Warm-up attempts.....	51	Relay violations	
Picking places.....	67	Pentathlon		Dropping baton.....	69
Lanes		Order of events.....	49	Finishing race without baton.....	70
Legal running in.....	67	Places		Impeding opposing runner... ..	70
Legal running without.....	67	Official pictures.....	44	Passing outside zone.....	70
Specifications.....	23	Pole vault		Running out of lane.....	70
Lap counter		Accidental displacement, crossbar.....	88	Team member disqualified... ..	70
Duties.....	46	Breaking pole.....	87	Transporting baton.....	70
Long jump		Failed attempt.....	87	Running	
Determining order, preliminaries.....	51	Improperly fastened supports.....	88	In lanes.....	67
Foul-indicator aid.....	26	Jumping aids.....	83, 88	Without lanes.....	67
Foul jump.....	89, 179	Landing pad.....	33	Running violations	
Foul line.....	26	Measuring height of bar.....	85	Crossing breakline.....	68
Grouping competitors.....	51	Pole, catching.....	88	Hurdling.....	68
Jumping aids		Procedure.....	51	Impeding runner.....	68
Foot pattern.....	83	Runway markings.....	24	Impeding track.....	68
Markers.....	89	Runway specifications.....	19, 24	Relay.....	70
Landing area.....	25	Standards, moving.....	88	Running.....	67
Measuring.....	89, 179	Standards, specifications.....	33	Starting.....	65
Preliminaries, time limit.....	50	Starting height.....	87, 177	Stepping inside curb.....	68, 160
Recording performances.....	85	Ties.....	53	Stepping on or over lane line.....	68, 159
Runway.....	19, 25	Time limit.....	81	Scoring	
Shoe restrictions.....	62, 153	Upright pegs.....	33	Championships meets.....	52
Takeoff board.....	26	Uprights.....	33	Illegal implements.....	85
Ties.....	53	Vaulting box.....	24	Meet scoring.....	52
Time limit.....	81	Warm-up restrictions.....	84	Shoes	
Warm-up attempts.....	51	Protests		No shoes.....	62, 153
Markings, track		Final results.....	59	One shoe.....	62, 153
Color code.....	20	Qualifying, track events		Shot put	
Marshal		Purpose of.....	75, 76, 77	Circle specifications.....	20
Duties.....	45	Ties.....	78	Damaged implement.....	84, 175
Measurements		Withdrawn competitors.....	78	Determining order, preliminaries.....	50
Taking [field events].....	85	Records		Dividing line.....	27
Taking [hammer].....	91	Application for.....	57	Establishing sector.....	27
Taking [long jump and triple jump].....	89, 179	Chair.....	57	Foul put.....	90
Taking [shot put].....	90	Curb requirement.....	20	Grouping competitors.....	51
Measuring distances		Illegal implements, equipment.....	85	Inspection of.....	84
Around curves.....	21			Landing area.....	27

Term	Page	Term	Page	Term	Page
Preliminaries, time limit	50	Markers	89	Application for record	
Recording performances	85	Landing area	25	NCAA/collegiate	148
Safety measures	86	Measurement	89, 179	Baton, relay	
Stopboard	27, 28	Method of	88	Passing baton	161
Ties	53	Multiple boards	89	Receiving baton	161
Time limit	81	Preliminaries, time limit	51	Specifications	119
Using competitor's implement	85, 175	Recording performances	85	Break line	
Warm-up attempts	83	Runway	19, 25	Description of	105
Sportsmanship	65	Shoe restrictions	62, 153	Cage, enclosure	
Start		Takeoff board	26	Hammer	112
Control	64, 155	Ties	53	Hammer and discus	112
Disconcerting action	65	Warm-up attempts	51	Championships meet	
False	65	Umpires		Official pictures	134
Practice starts	64, 155	Duties	42	Order of competition, field events	141
Starter		Duties of head umpire	41	Recording performances	175
Assistant's duties	43, 65	Placement	42	Relay substitution	161
Duties	43	Uniforms		Taping aids	173
Starting races—500 meters and longer	65, 156	Additional clothing	61, 152	Clerk of course, duties	132
Starting races—500 meters or shorter	64, 155	Official	60	Combined Event	
Starting-area marshal		Video	55	Event time limits	171
Duties	64, 155	Warm-up restrictions [field events]	84	Failure to participate	149
Starting blocks		Weight throw		Records	146
Design	30	Circle specifications	19, 28	Vertical heights	176
Positioning	64, 155	Connection	35	Competition	
Starting line		Damaged implement	84, 175	Absence from	172
Description [track]	21, 22	Determining order, preliminaries	51	Order of, field events	141
Stagers	65	Dividing line	27	Competitors	
Steeplechase		Establishing sector	27, 50	Excused competitors	172
Running violations	67	Foul throw		Grouping of, field events	141
Throwing circle		See hammer	91	Construction	
Diameters	27	Grouping competitors	51	Field areas	101
Dividing line	27	Handle	34	Track areas	101
Legal action in	83	Harness	35	Correctable Errors	146
Materials	27	Head	34	Discus	
Maximum inclination of	19	Indoor implements	35	Circle specifications	101
Ties		Inspection of	84	Composition and specifications of	122
Throws and horizontal jumps	53	Legal throw	90	Determining order, preliminaries	141
Track events	53	Length	34	Dividing line	111
Vertical jumps	53	Preliminaries, time limit	50	Enclosure or cage	112
Time limit		Recording performances	85	Establishing sector	111
To complete event	50	Safety measures	86	Foul throw	181
Warm up between flights	51	Specifications	35	Grouping competitors	141
Timers		Taping aids	83	Insert	111
Official back-up system	44	Ties	53	Inspection of	175
Timing		Time limit	81	Legal throw	180
Certification of devices	36	Using competitor's implement	85, 175	Measuring	175, 181
Fully automatic timing officials	44	Warm-up attempts	84	Preliminaries, time limit	140
Methods of recording [FAT]	79	Weight	34	Recording performances	175
Methods of timing	79	Outdoor Track and Field		Safety measures	176
Timing [field events]		Aids, jumping	173	Taping aids	173
Event timer	82	In high jump	177	Time limit	171
Time limit	81	In long jump	179	Warm-up attempts	174
Visible time indicators	82	In pole vault	178	Disqualifications	94
Triple jump		In triple jump	179	Distances, measuring the track	102
Determining order, preliminaries	51	Announcer		Excused competitors	172
Foul-indicator aid	26	Duties	135	Failure to Participate	149
Foul jump	89, 179	Relevant information	135	Field events	
Foul line	26	Visual aids to	135	Absence from competition	172
Grouping competitors	51			Alternate procedures	141
Jumping aids				Event timer	172
Foot pattern	83			Excused competitors	172
				Four-attempt competition	141

Term	Page	Term	Page	Term	Page
Grouping competitors.....	141	Jumping aids		Long jump	
Implement inspection.....	174	Foot pattern.....	173	Determining order, preliminaries.....	141
Meet implements.....	174	Markers.....	177	Foul-indicator aid.....	110
Preliminaries, time limit.....	140, 171	Landing pad.....	119	Foul line.....	110
Safety considerations.....	176	Legal jump.....	176, 179	Grouping competitors.....	141
Safety measures.....	176	Measuring height of bar.....	176	Jumping aids	
Taking measurements.....	175	Procedure.....	141	Foot pattern.....	173
Ties.....	143	Standards, specifications.....	119	Markers.....	179
Time limit.....	171	Starting height and increments.....	176	Landing area.....	109
Using illegal implements.....	175	Takeoff area.....	107	Preliminaries, time limit.....	140
Visible time indicators.....	172	Ties.....	143	Recording performances.....	175
Wind considerations.....	176			Runway.....	101, 109
Field-event violations		Hurdles		Takeoff board.....	110
Jumping aids.....	173	Chevron.....	118	Ties.....	143
Taping aids.....	173	Design.....	118	Time limit.....	171
Field judge[s]		Height tolerance.....	118	Warm-up attempts.....	141
Head judges of field events.....	134	Indoor placement.....	105		
Number.....	134	Lanes.....	105	Markings, track	
Placement of officials, javelin throw.....	182	Material.....	118	Color code.....	102
Finish		Measurements.....	118	Marshal	
Line description.....	104	Pull-over force.....	118	Duties.....	135
Placing finishers.....	158	Hurdling violations		Measurements	
Placing finishers [manual].....	158	Hand.....	160	Taking [discus].....	181
Posts, description.....	104	Lead leg.....	160	Taking [field events].....	175
Returning in lanes.....	158	Running around hurdle.....	160	Taking [hammer].....	183
Tape not used with FAT.....	158	Runs over hurdle not in own lane.....	160	Taking [javelin].....	182
Fully automatic		Trail leg.....	160	Taking [shot put].....	180
timing officials		Implement inspector		Measuring distances	
Head finish evaluator [FAT].....	134	Duties.....	135	Around curves.....	102
Operator duties.....	134	Implements		In lanes.....	102
Photo evaluator duties.....	134	Illegal.....	175	Not in lanes.....	102
Hammer throw		Inspection of.....	174	Medical doctor	
Breaking of hammer.....	183	Javelin		Duties.....	136
Circle specifications.....	112	Breaking of.....	182	Medical personnel.....	137
Composition and specifications of.....	123	Composition and specifications.....	124	Meet director, duties.....	129
Determining order, qualifying and/or preliminaries.....	141	Cord.....	124	Meet management	
Dividing line.....	111	Determining order, qualifying and/or preliminaries.....	141	Assign meet director.....	128
Foul throw.....	183	Establishing sector.....	116	Duties, meet.....	128
Grip.....	123	Foul line.....	116	Starting height and increments, high jump.....	176
Grouping competitors.....	141	Foul throw.....	182	Warm-ups, field events.....	141
Insert.....	111	Grouping competitors.....	141	Wind considerations.....	176
Inspection of.....	174	Inspection of.....	174	Officials	
Legal throw.....	182	Legal throw.....	181	Additional.....	127
Measuring throw.....	183	Measuring.....	182	Combined events.....	127
Preliminaries, time limit.....	140	Preliminaries, time limit.....	140	Event timer.....	172
Recording performances.....	175	Recording performances.....	175	Number, types.....	127
Safety measures.....	176	Runway.....	116	Selection of.....	127
Ties.....	143	Safety measures.....	116, 176	Order of competition, field events	
Time limit.....	171	Ties.....	143	Determining.....	141
Warm-up attempts.....	141	Warm-up attempts.....	141	Grouping competitors.....	141
Heats		Judges of the finish [FAT]		Warm-up attempts.....	141
Canceling.....	164	Duties.....	134	Places	
Heptathlon.....	139	Fully automatic timing.....	169	Official pictures.....	134
Redrawing.....	165	Head finish evaluator.....	134	Pole vault	
High jump		Picking places.....	158	Accidental displacement, crossbar.....	178
Accidental displacement, crossbar.....	177	Lanes		Breaking pole.....	178
Approach.....	101, 107	Legal running in.....	158, 159	Failed attempt.....	177
Distance between standards	119	Legal running without.....	158	Improperly fastened supports.....	178
Failed attempt.....	176	Specifications.....	105	Jumping aids.....	173, 178
Improperly fastened supports.....	177	Lap counter		Landing pad.....	120
		Duties.....	136	Measuring height of bar.....	176
				Pole, catching.....	178

Term	Page	Term	Page	Term	Page
Procedure	141	Illegal implements.....	175	Timing	
Runway markings.....	108	Meet scoring.....	142	Certification of devices.....	126
Runway specifications 101 , 108		Scoring table [combined events].....	210	Fully automatic timing officials.....	134
Standards, moving.....	178	Shot put		Methods of recording [FAT].....	170
Standards, specifications.....	121	Circle specifications.....	102	Methods of timing.....	170
Ties.....	143	Determining order, preliminaries.....	140	Timing [field events]	
Time limit.....	171	Dividing line.....	111	Event timer.....	172
Upright pegs.....	121	Establishing sector.....	111	Time limit.....	171
Vaulting box.....	108	Foul put.....	180	Visible time indicators.....	172
Warm-up restrictions.....	174	Grouping competitors.....	141	Triple jump	
Protests	144, 204	Implement specifications.....	122	Determining order, preliminaries.....	141
Final results.....	150	Insert.....	111	Foul-indicator aid.....	110
Records		Inspection of.....	174	Foul line.....	110
Application for.....	148	Landing area.....	111	Grouping competitors.....	141
Chair.....	148	Legal put.....	180	Jumping aids	
Curb requirement.....	102	Measuring.....	180	Foot pattern.....	173
Illegal implements, equipment.....	175	Outdoor shot.....	121	Markers.....	179
In field events.....	147	Preliminaries, time limit.....	140	Landing area.....	109
In high jump, pole vault.....	147	Recording performances.....	175	Method of.....	179
In hurdle events.....	147	Safety measures.....	176	Multiple boards.....	179
In preliminaries.....	147	Stopboard.....	111	Preliminaries, time limit.....	141
NCAA championships.....	148	Ties.....	143	Recording performances.....	175
Steel tape.....	147, 175	Time limit.....	171	Runway.....	101, 109
Wind velocity.....	146	Warm-up attempts.....	173	Takeoff board.....	110
Referee[s]		Sportsmanship	157	Ties.....	143
Duties.....	129	Start		Warm-up attempts.....	141
Finality of decisions.....	130	Disconcerting action.....	157	Umpires	
Primary role.....	129	False.....	157	Duties.....	132
Relays		Starter		Duties of head umpire.....	131
After passing baton.....	162	Assistant's duties.....	133, 157	Placement.....	132
Baton specifications.....	119	Duties.....	133	Warm-up restrictions [field events]	174
Common relay events.....	161	Starting blocks		Weight throw	
Definition of.....	160	Design.....	117	Circle specifications.....	101
Dropping baton.....	162	Starting line		Determining order, preliminaries.....	141
Four-turn stagger.....	161	Description [track].....	103	Dividing line.....	111
Marking takeoff point.....	161	Staggers.....	156	Establishing sector.....	111, 140
Passing baton.....	161	Steeplechase		Foul throw	
Receiving baton.....	161	Distance.....	106	See hammer.....	183
Shuttle hurdle.....	162	Hurdle jumps [number of]... ..	106	Grouping competitors.....	141
Starting violations.....	157	Hurdling violations.....	160	Insert.....	111
Substitution.....	161	Measuring course.....	106	Inspection of.....	174
Three-turn stagger.....	161	Placement of hurdles.....	106	Legal throw.....	182
Zones.....	105, 161, 162	Running violations.....	159	Preliminaries, time limit.....	140
Relay violations		Water-jump construction.....	107	Recording performances.....	175
Dropping baton.....	161	Water-jump hurdle.....	107	Safety measures.....	176
Finishing race without baton.....	162	Water jumps [number of]... ..	107	Taping aids.....	173
Impeding opposing runner.....	162	Throwing circle		Ties.....	143
Passing outside zone.....	162	Diameters.....	111	Time limit.....	171
Running out of lane.....	162	Dividing line.....	111	Warm-up attempts.....	174
Team member disqualified.....	162	Insert.....	111	Wind	
Transporting baton.....	162	Legal action in.....	173	Acceptable.....	146
Running		Materials.....	110	Gauge, location.....	146
In lanes.....	158	Maximum inclination of.....	101	Gauge operator, duties.....	136
Without lanes.....	158	Ties		Socket.....	176
Running violations		Throws and horizontal jumps.....	143	Cross Country	
Crossing breakline.....	159	Track events.....	143	Announcer	
Hurdling.....	160	Vertical jumps.....	143	Duties.....	198
Impeding runner.....	159	Time limit		Appeals	204
Leaving track.....	160	To complete event.....	140	Application for record	
Relay.....	162	To initiate an attempt.....	171	NCAA/collegiate.....	205
Running.....	159	Warm up between flights....	141		
Starting.....	157	Timers			
Stepping inside curb.....	160	Official back-up system.....	134		
Scoring					
Championships meets.....	142				

Term	Page	Term	Page	Term	Page
Championships meet		One shoe	209		
Competitor bibs	208	Sportsmanship	201		
Official pictures	196	Start			
Clerk of course, duties	195	Control	200		
Competition		Disconcerting action	201		
Competitor number	208	False	201		
Shoes	209	Location and width	189		
Uniform	207	Methods of	200		
Correctable Error	205	Practice starts	200		
Course layout	189	Starter			
Course length [men/ women]	189	Assistant's duties	196 , 201		
Course markings	189	Duties	196		
Finish		Starting-area marshal			
Placing finishers	197 , 202	Duties	200		
Placing finishers [manual]	197 , 202	Start, location and width	190		
Tape not used with FAT	202	Time limit			
Finish area	190	Protest, preliminaries and finals	206		
Fully automatic timing officials		Timers			
Head finish evaluator [FAT]	196	Official back-up system	196		
Operator duties	196	Placement of	198		
Photo evaluator duties	196	Timing			
Judges of the finish [FAT]		Certification of devices	191		
Duties	196	Fully automatic timing officials	196		
Fully automatic timing	197	Procedure for timing	198		
Head finish evaluator	196	Umpires			
Official pictures	197	Duties	195		
Picking places	197	Duties of head umpire	195		
Placement	197	Placement	195		
Judges of the finish [manual]		Uniforms			
Picking places	197	Additional clothing	207		
Marshal		Official	207		
Duties	199				
Medical doctor					
Duties	199				
Medical doctors and/or trainers	199				
Medical personnel	199				
Meet director					
Duties	193				
Meet director, duties	193				
Meet management					
Assign meet director	192				
Duties, meet	192				
Officials					
Number, types	192				
Selection of	192				
Places					
Determination of	197				
Method of picking	197				
Official pictures	196				
Protests					
Final results	206				
Referee[s]					
Duties	194				
Finality of decisions	194				
Primary role	194				
Running violations					
Leaving course	202				
Starting	201				
Shoes					
No shoes	209				
Number of spike positions ..	209				



TF25

NCAA is a trademark of the National Collegiate Athletic Association.